THIS DRAWING IS THE PROPERTY OF ANALOG DEVICES INC. IT IS NOT TO BE REPRODUCED OR COPIED, IN WHOLE OR IN PART, OR USED IN FURNISHING INFORMATION TO OTHERS, OR FOR ANY OTHER PURPOSE DETRIMENTAL TO THE INTERESTS OF ANALOG DEVICES.
THE EQUIPMENT SHOWN HEREON MAY BE PROTECTED BY PATENTS OWNED OR CONTROLLED BY ANALOG DEVICES.

RELAY CONTROL CHART

CONTROL	CODE	DEVICE	FUNCTION	CONNECTOR

JUMPER TABLE

JP#	ON	OFF
1		
2		
3		
4		
5		

* SEE ASSEMBLY INSTRUCTIONS

REVISIONS

REV	DESCRIPTION	DATE	APPROVED
A	INITIAL RELEASE	DEC-2016	B. SAM
B	PER ECR-071337	AUG-2017	B. SAM
C	PER ECR-091142	NOV-2019	J. DOBLER
D	PER ECR-092917	JAN-2020	J. DOBLER

P.O SPEC.	BK/BD SPEC.	SOCKET OEM	OEM PART#	HANDLER

ROLE	NAME	DATE
TEMPLATE ENGINEER	G. CELEDONIO	DEC-2016
HARDWARE SERVICES	R. MACDONALD	DEC-2016
HARDWARE SYSTEMS	NA	DEC-2016
TEST ENGINEER	B. SAM	DEC-2016
COMPONENT ENGINEER	A. CAUILAN	DEC-2016
TEST PROCESS	NA	
HARDWARE RELEASE	R. AMARILLE	DEC-2016
DESIGNER	gio	DEC-2016
PTD ENGINEER	B. SAM	DEC-2016
CHECKER	B. SAM	DEC-2016

SCHEMATIC

ANALOG DEVICES

HW TYPE : Customer Evaluation Z
Product(s): ADAR1000
: N/A
PACKAGE : 88-lead 7X7X1.0_MM LGA-family
: Pitch-pitch StyleVendor Style

MASTER PROJECT TEMPLATE: TBD
TESTER TEMPLATE: no_template

UNLESS OTHERWISE SPECIFIED DIMENSIONS ARE IN INCHES

TOLERANCES

DECIMALS	FRACTIONS	ANGLES
X.XX +-0.010 X.XXX +-0.005	+-1/32	+-2

DRAWING NO. 02_045107

REV. D

SIZE D | SCALE 1:1 | CODE ID NO. CodeID | SHEET 1 OF 3

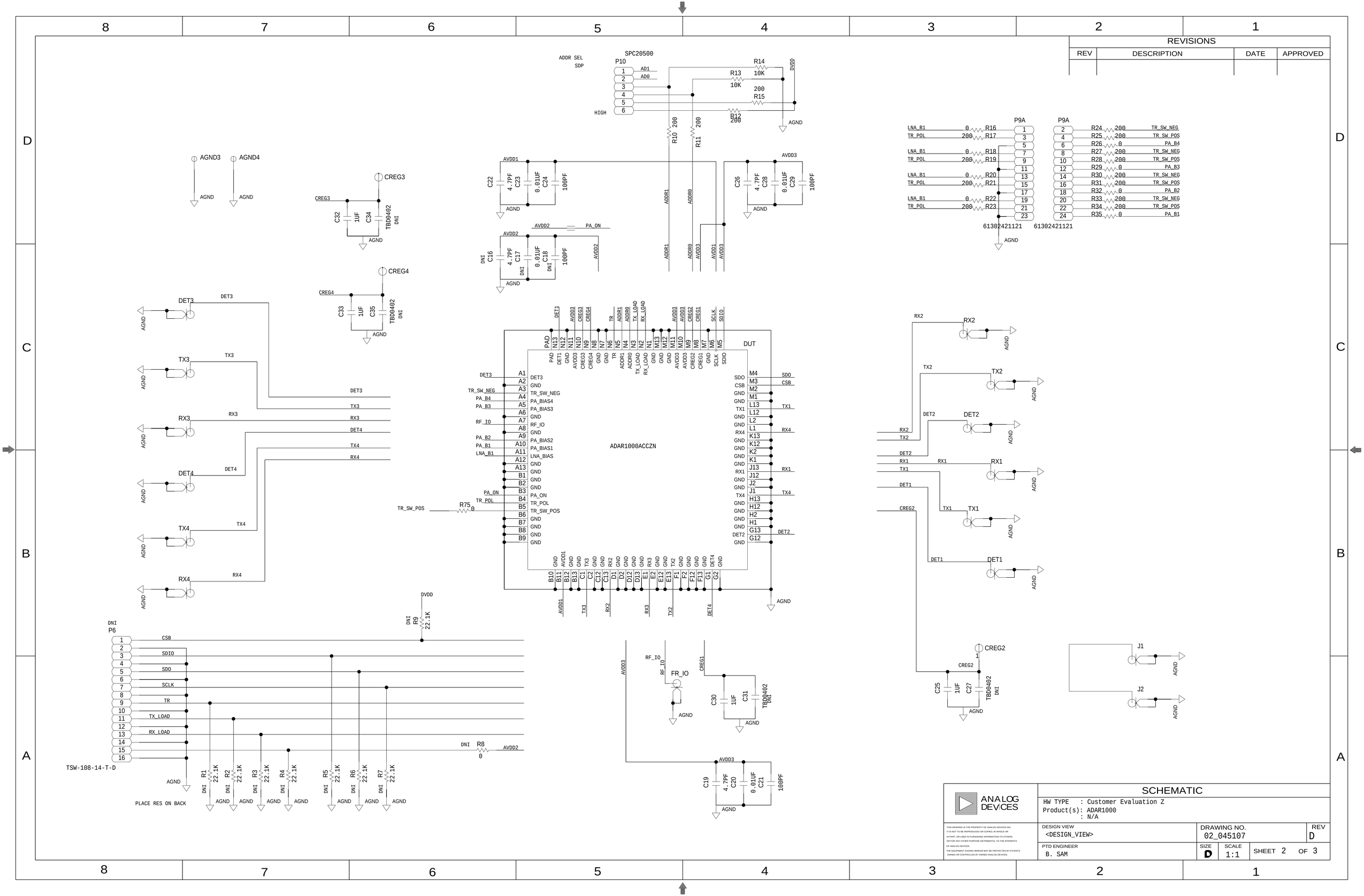

REVISIONS
REV
DESCRIPTION
DATE
APPROVED
SPC20500
P10
ADDR SEL
SDP
HIGH
AD1
AD0
R14
10K
R13
10K
R15
200
R12
200
R10
200
R11
200
DVDD
AGND
AVDD1
AVDD2
AVDD3
C22
4.7PF
C23
0.01UF
C24
100PF
C26
4.7PF
C28
0.01UF
C29
100PF
C16
4.7PF
C17
0.01UF
C18
100PF
PA_ON
AGND3
AGND4
CREG3
CREG4
C32
1UF
C34
TBD0402
DNI
C33
1UF
C35
TBD0402
DET3
TX3
RX3
DET4
TX4
RX4
P9A
LNA_B1
TR_POL
R16
R17
R18
R19
R20
R21
R22
R23
R24
R25
R26
R27
R28
R29
R30
R31
R32
R33
R34
R35
TR_SW_NEG
TR_SW_POS
PA_B4
PA_B3
PA_B2
PA_B1
61302421121
DUT
ADAR1000ACCZN
PAD
DET1
AVDD3
CREG3
CREG4
TR
ADDR1
ADDR0
TX_LOAD
RX_LOAD
AVDD2
CREG2
CREG1
SCLK
SDIO
SDO
CSB
TX1
RX4
RX1
DET2
TR_SW_NEG
PA_B4
PA_B3
RF_IO
PA_B2
PA_B1
LNA_B1
PA_ON
TR_POL
TR_SW_POS
R75
0
RX2
TX2
DET2
RX1
TX1
DET1
CREG2
C25
1UF
C27
TBD0402
J1
J2
DVDD
R9
22.1K
P6
CSB
SDIO
SDO
SCLK
TR
TX_LOAD
RX_LOAD
TSW-108-14-T-D
R8
0
R1
22.1K
R2
22.1K
R3
22.1K
R4
22.1K
R5
22.1K
R6
22.1K
R7
22.1K
PLACE RES ON BACK
FR_IO
C30
1UF
C31
TBD0402
C19
4.7PF
C20
0.01UF
C21
100PF
ANALOG DEVICES
SCHEMATIC
HW TYPE : Customer Evaluation Z
Product(s): ADAR1000
: N/A
DESIGN VIEW
<DESIGN_VIEW>
DRAWING NO.
02_045107
REV
D
PTD ENGINEER
B. SAM
SIZE
D
SCALE
1:1
SHEET 2 OF 3

REVISIONS			
REV	DESCRIPTION	DATE	APPROVED

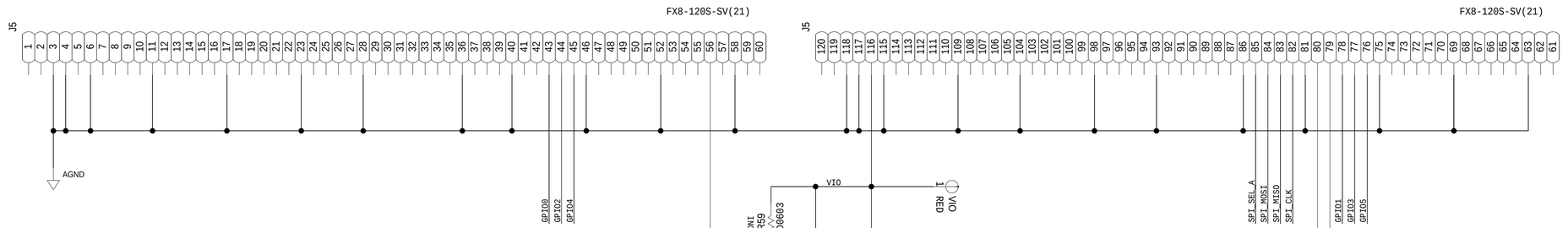

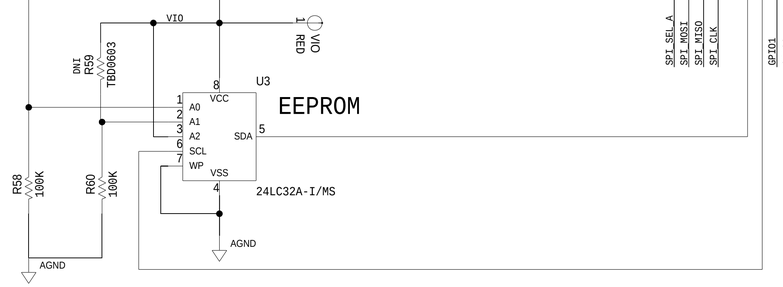

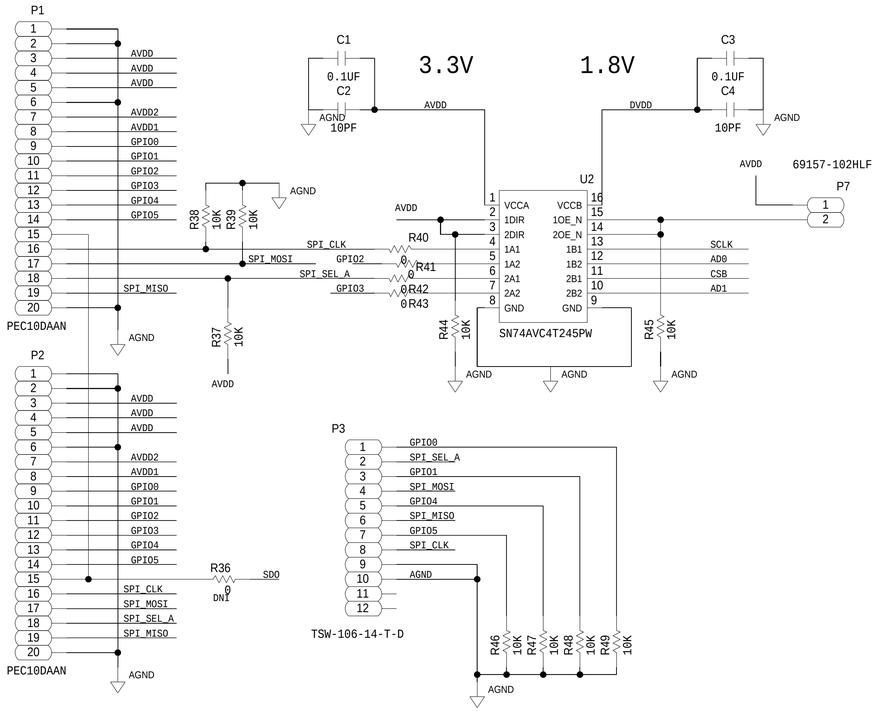

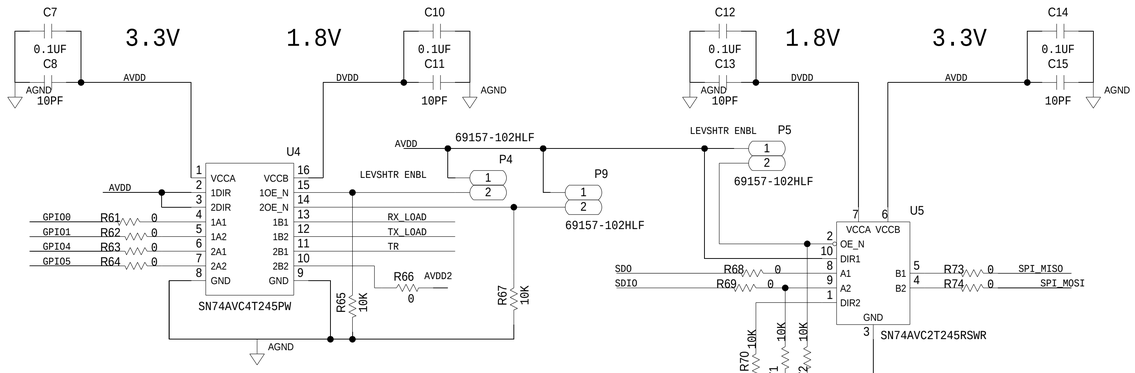

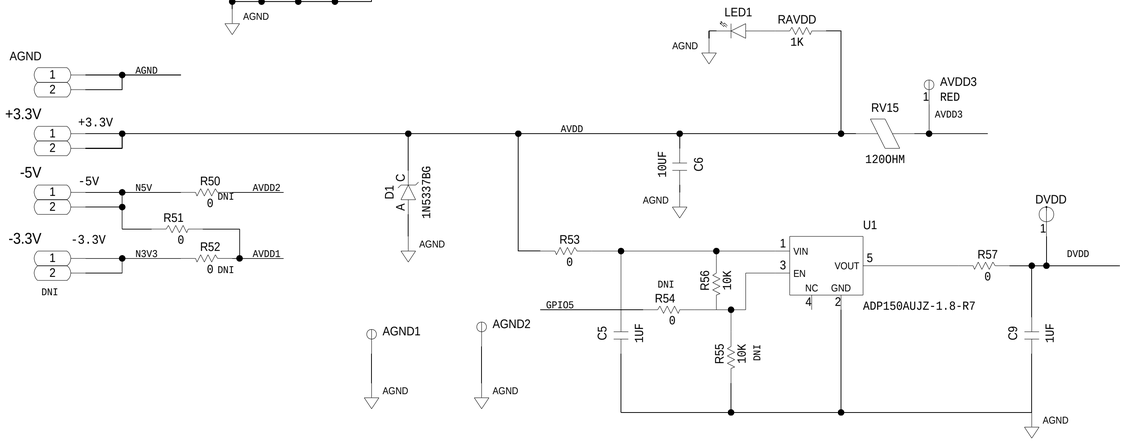

ANALOG DEVICES	SCHEMATIC		
	HW TYPE : Customer Evaluation Z Product(s): ADAR1000 : N/A		
THIS DRAWING IS THE PROPERTY OF ANALOG DEVICES INC. IT IS NOT TO BE REPRODUCED OR COPIED, IN WHOLE OR IN PART, OR USED IN FURNISHING INFORMATION TO OTHERS, OR FOR ANY OTHER PURPOSE DETRIMENTAL TO THE INTERESTS OF ANALOG DEVICES. THE EQUIPMENT SHOWN HEREON MAY BE PROTECTED BY PATENTS OWNED OR CONTROLLED BY OWNED ANALOG DEVICES.	DESIGN VIEW <DESIGN_VIEW>	DRAWING NO. 02_045107	REV D
	PTD ENGINEER B. SAM	SIZE D	SCALE 1:1
		SHEET 3 OF 3	