

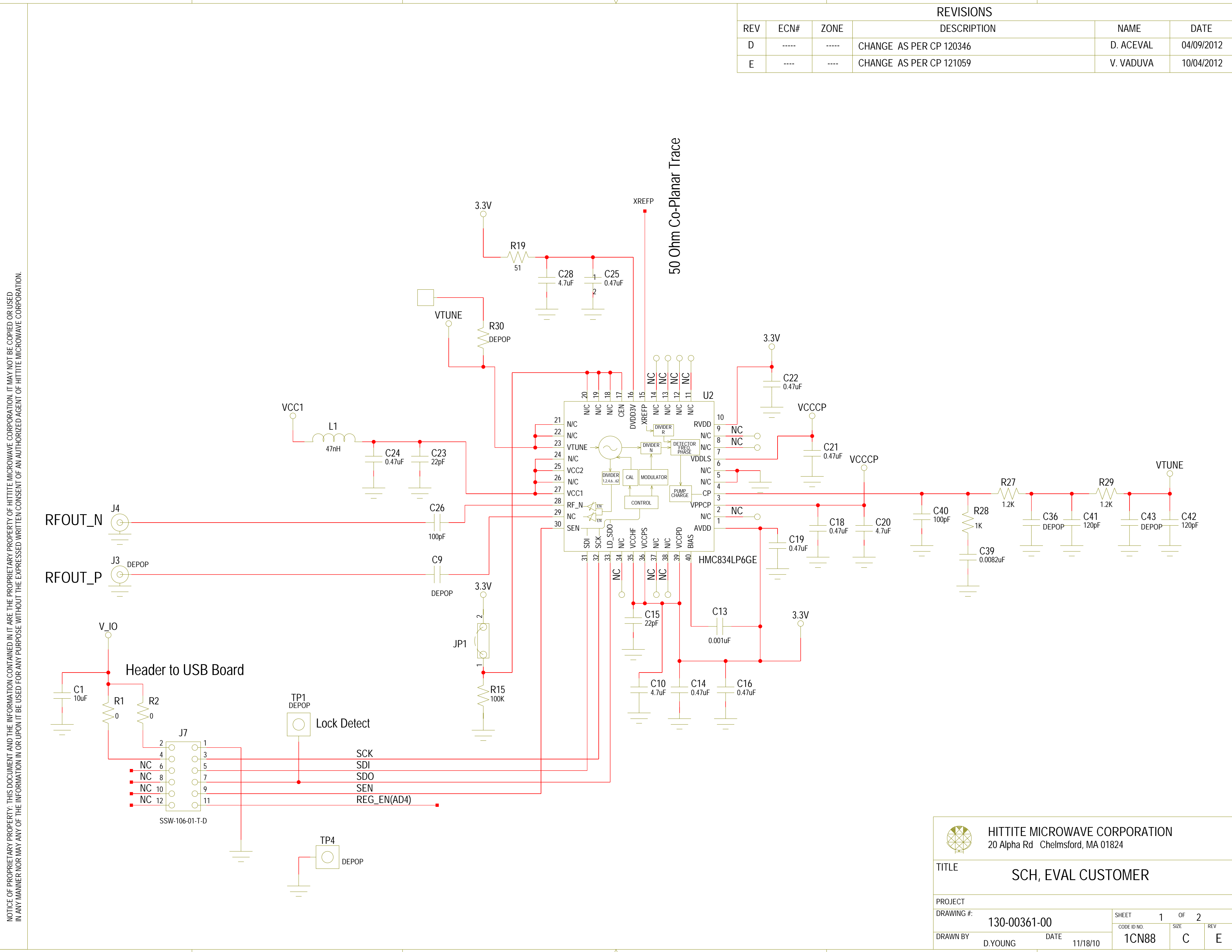
Analog Devices Welcomes Hittite Microwave Corporation

NO CONTENT ON THE ATTACHED DOCUMENT HAS CHANGED




THIS PAGE INTENTIONALLY LEFT BLANK

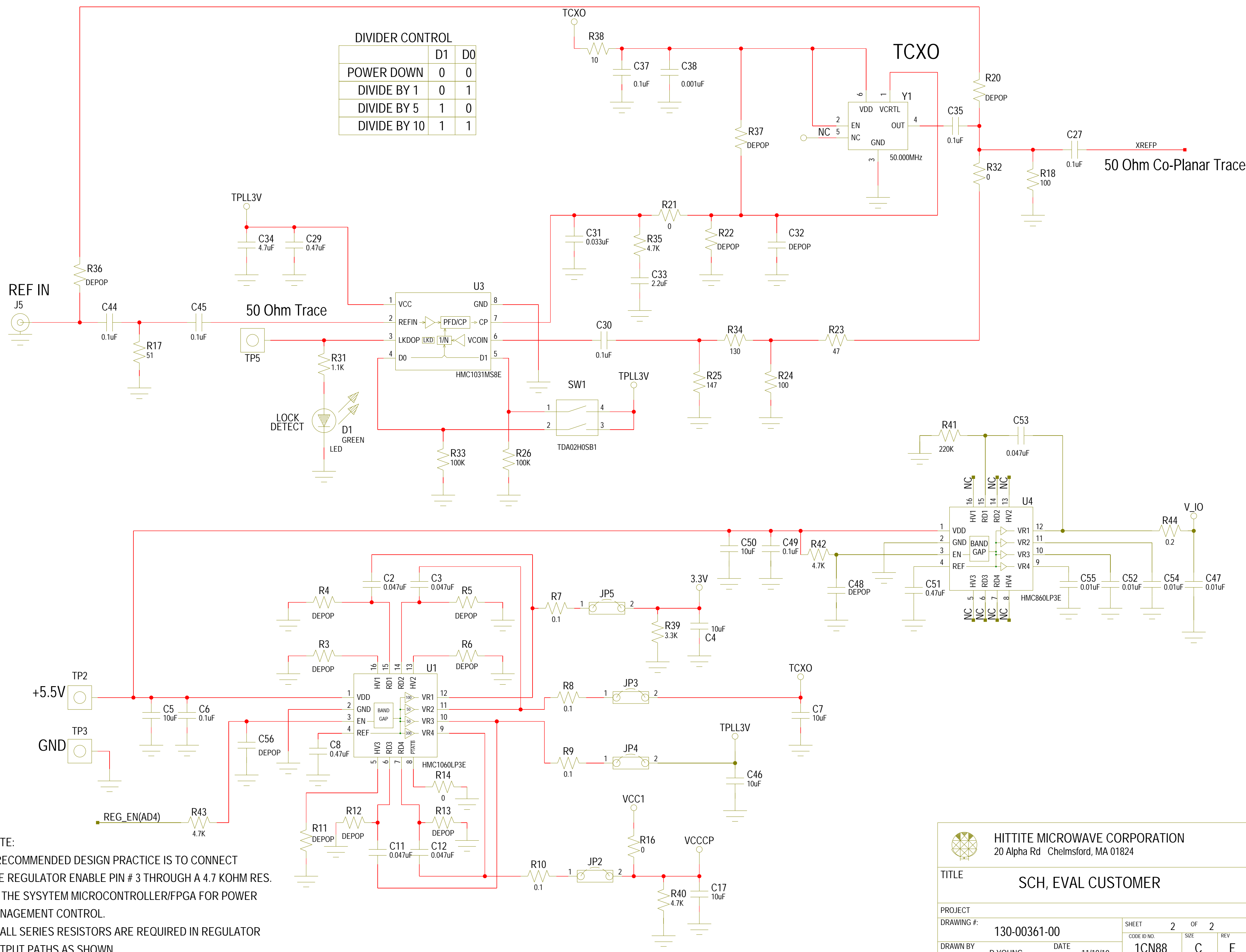
REVISIONS					
REV	ECN#	ZONE	DESCRIPTION	NAME	DATE
D	----	----	CHANGE AS PER CP 120346	D. ACEVAL	04/09/2012
E	----	----	CHANGE AS PER CP 121059	V. VADUVA	10/04/2012



NOTICE OF PROPRIETARY PROPERTY: THIS DOCUMENT AND THE INFORMATION CONTAINED IN IT ARE THE PROPRIETARY PROPERTY OF HITTITE MICROWAVE CORPORATION. IT MAY NOT BE COPIED OR USED IN ANY MANNER NOR MAY ANY OF THE INFORMATION IN OR UPON IT BE USED FOR ANY PURPOSE WITHOUT THE EXPRESSED WRITTEN CONSENT OF AN AUTHORIZED AGENT OF HITTITE MICROWAVE CORPORATION.

 HITTITE MICROWAVE CORPORATION 20 Alpha Rd Chelmsford, MA 01824		TITLE SCH, EVAL CUSTOMER			
		PROJECT DRAWING #: 130-00361-00		SHEET 1 OF 2 CODE ID NO. 1CN88 SIZE C REV E	
DRAWN BY D.YOUNG		DATE 11/18/10			

DIVIDER CONTROL		
	D1	D0
POWER DOWN	0	0
DIVIDE BY 1	0	1
DIVIDE BY 5	1	0
DIVIDE BY 10	1	1



NOTE:
 A RECOMMENDED DESIGN PRACTICE IS TO CONNECT THE REGULATOR ENABLE PIN # 3 THROUGH A 4.7 KOHM RES. TO THE SYSYTEM MICROCONTROLLER/FPGA FOR POWER MANAGEMENT CONTROL.
 SMALL SERIES RESISTORS ARE REQUIRED IN REGULATOR OUTPUT PATHS AS SHOWN

HITTITE MICROWAVE CORPORATION 20 Alpha Rd Chelmsford, MA 01824		TITLE	
		SCH, EVAL CUSTOMER	
PROJECT		DRAWING #:	
		130-00361-00	
DRAWN BY		DATE	
D.YOUNG		11/18/10	
SHEET		OF	
2		2	
CODE ID NO.		SIZE	
1CN88		C	
REV		E	