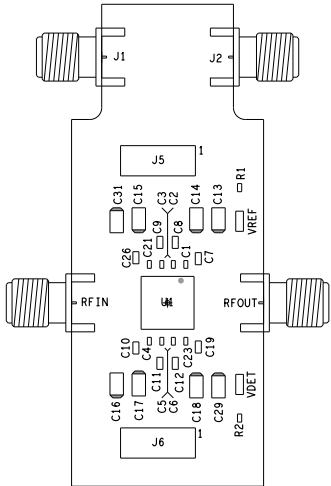
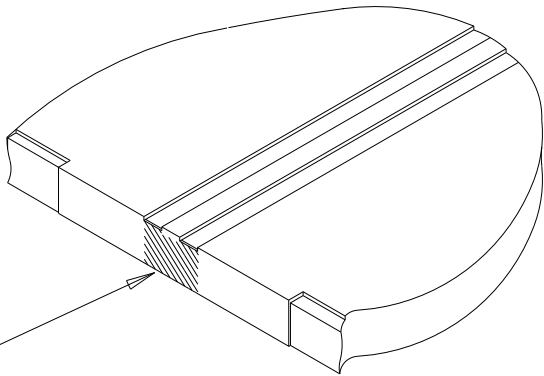


REVISIONS			
REV	DESCRIPTION	DATE	APPROVED
A	INITIAL RELEASE	03/2017	H. G.
B	CHANGES AS PER ECR-085849	26MAR19	H. NGUYEN
C	CHANGES AS PER ECR-092401	20DEC19	V. MANALAPAZ

- ASSEMBLY NOTES:
- BOARD ACCEPTABILITY PER ANALOG DEVICES, INC. SPECIFICATION TST00119 (LATEST REVISION).
 - REPAIRS PER IPC-7711/21(LATEST REVISION) ARE ALLOWED.
 - REPAIRS ARE NOT ALLOWED IN SOLDERMASK FREE AREAS ON EITHER SIDE OF THE BOARD.
 - RoHS COMPLIANCE: ASSEMBLY VENDOR SHOULD ASSURE COMPLIANCE WITH LEAD-FREE AND RoHS PCB ASSEMBLY STANDARDS (EU RoHS DIRECTIVE 2002/95/EC).





PRIMARY SIDE




REMOVE CONNECTION BETWEEN EDGE PLATING
AND CENTER CONDUCTOR USING APPROPRIATE
TOOL KNIFE, GRINDER, OR FIXTURE 106356
ALL EDGE PLATED CONNECTORS, 4 PLACES.

DETAIL A

UNLESS OTHERWISE SPECIFIED DIMENSIONS ARE IN INCHES TOLERANCES DECIMALS FRACTIONS ANGLES .xx . . .010 . . .1/32 . . 2 .xxx . . .005	ASSEMBLY		 ANALOG DEVICES	RFMG DIVISION 804 WOBURN STREET WILMINGTON, MA 01897		
	APPROVAL	DATE		TITLE		
	DRAWN BY J. AHEARN	03/2017		ADPA7005 EVAL BRD Z		
	DESIGNED H. NGUYEN	03/2017				
MATERIAL	CHECKED					
FINISH	APPROVED		SIZE	FSCM NO	DRAWING NUMBER	REV
	MFG ENGINEER		D		01-049184	C
DO NOT SCALE DWG			SCALE 2/1		SHEET 1 OF 2	



		ANALOG DEVICES		RFMG DIVISION 804 WOBURN STREET WILMINGTON, MA 01887	
SIZE	FSCM NO	DRAWING NUMBER		REV	
D		01-049184		C	
SCALE	2/1			SHEET 2 OF 2	