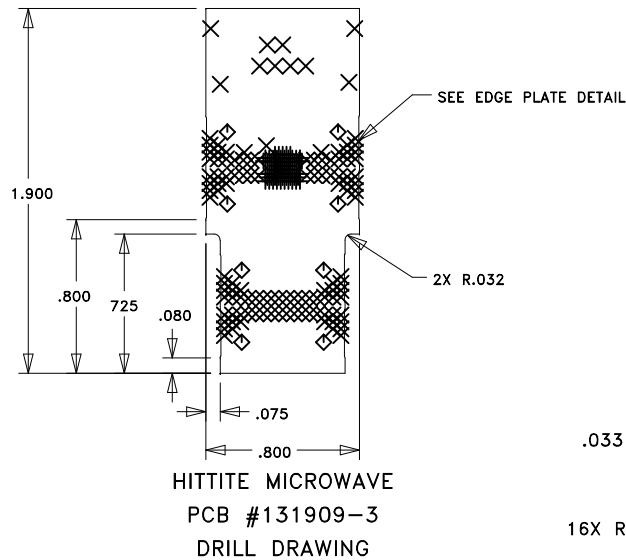
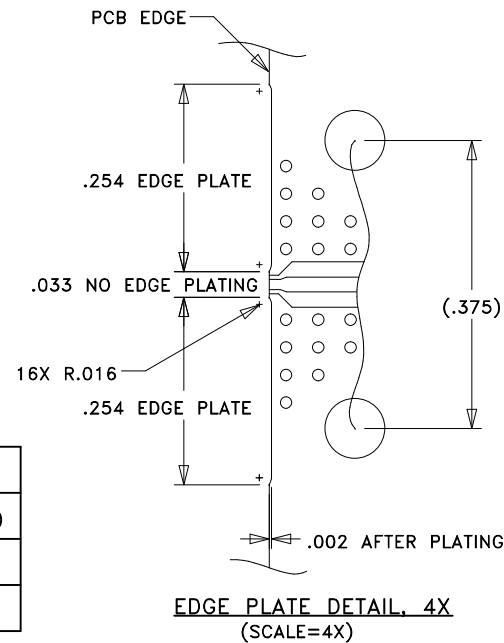


REVISION			
LTR	DESCRIPTION	DATE	APPROVED
2	CHANGED CONNECTOR FOOTPRINT	12/6/10	G. HARRINGTON
3	CHANGED TO TRIMLESS LAUNCH	6/1/11	G. HARRINGTON



SIZE	QTY	SYM	PLATED	TOL
10	64	+	YES	FILLED
14	121	X	YES	+/-3
78	8	◇	YES	+/-3



#### NOTES:

#### UNLESS OTHERWISE SPECIFIED:

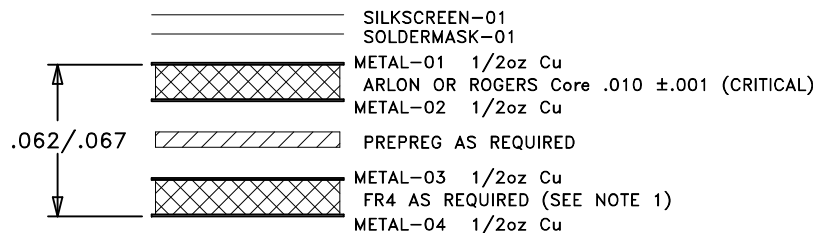
- MATERIAL: MULTILAYER. OVERALL STACKUP AS SHOWN. TYPE ROGERS 4350 OR ARLON 25FR, HALF OUNCE COPPER BOTH SIDES, FR4 TO BE USED AS FILLER TO MEET CRITICAL OVERALL THICKNESS.
- FINISH: GOLD PLATE PER ASTM B-488, TYPE III, CODE A, 8 TO 40 MICROINCHES, OVER NICKEL PER QQ-N-290, 100 MICROINCHES MINIMUM.
- PLATED THRU HOLES: .001 MINIMUM WALL THICKNESS.
- HOLE SIZES AND POSITIONS PER ARTWORK AND/OR DRILL FILE.
- ALL HOLES TO BE LOCATED WITHIN  $\pm .003$  OF THE CENTER OF THE PAD OR OTHER TRUE POSITION.
- FRONT TO BACK REGISTRATION  $\pm .003$  MAX.
- BOARD WARPAGE:  $< .010$  PER LINEAR INCH.
- SILKSCREEN TOP SIDE ONLY WITH WHITE EPOXY INK.
- SOLDERMASK: LPI SOLDERMASK TOP SIDE. COLOR: GREEN REGISTRATION:  $\pm .004$  MAX.
- "SIZE" IN DRILL LEGEND IS IN MILS AND REFERS TO FINISHED HOLE SIZE.
- MANUFACTURE PER IPC-6012, CLASS 2.
- PLATING THICKNESS  $.002 \pm .0005$  FOR METAL-01 AND METAL-04.
- ARTWORK IS 1:1. VENDOR TO ADJUST FOR ETCH FACTOR.

#### SPECIAL REQUIREMENTS:

- METAL-01 CRITICAL LINE WIDTH =  $.018 \pm .001$  ADJUST PROCESS TO ACHIEVE WIDTH.
- ALL .010 VIAS TO BE FILLED WITH NON-CONDUCTIVE VIA FILL AND OVERPLATED WITH Cu BOTH SIDES.
- EDGE PLATING MUST CONNECT ALL FOUR LAYERS.

#### VENDOR NOTES:

- VENDOR MAY ADD E-TEST STAMP TO PCB. VENDOR SHALL NOT ADD NAME, LOGO, DATE CODE, OR ANY OTHER MARKING TO ANY VISIBLE LAYER.
- BOARDS MUST PASS VISUAL INSPECTION PER IPC-A-600, CLASS 2.



## LAYER STACKUP

UNLESS OTHERWISE SPECIFIED:		DRAWN BY	DATE DRN
DIMENSIONS ARE IN INCHES [mm]		G. HARRINGTON	8/25/10
DRAWING PRACTICES PER ASME Y14.100		CHECKED BY	8/25/10
INTERPRET DIMENSIONS & TOLERANCES PER ASME Y14.5-2009		K. AYYILDIZ	ENGINEER
TOLERANCES:		THIRD ANGLE PROJECTION	
.XX	$\pm .01$	DO NOT SCALE DRAWING	
.XXX	$\pm .005$		
.XXXX	$\pm .0020$		
ANGLES	$\pm .5$ DEG.		
NEXT ASSY	USED ON		

PROPRIETARY TO HITTITE MICROWAVE CORPORATION



HITTITE MICROWAVE CORPORATION  
20 Alpha Road  
Chelmsford, MA 01824

TITLE			
PCB, EVAL HMC5753LC4			
SIZE	CODE ID NO.	DWG NO.	REV
A	1CN88	131909	3
SCALE: 1:1		WT:	SHEET: 1 OF 1