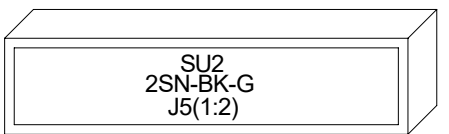
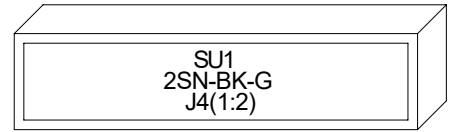
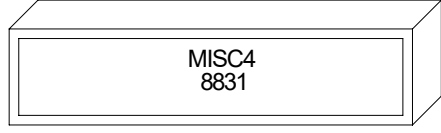
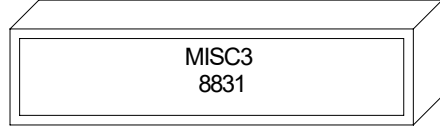
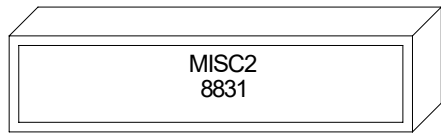
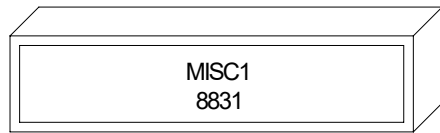


# MECHANICAL

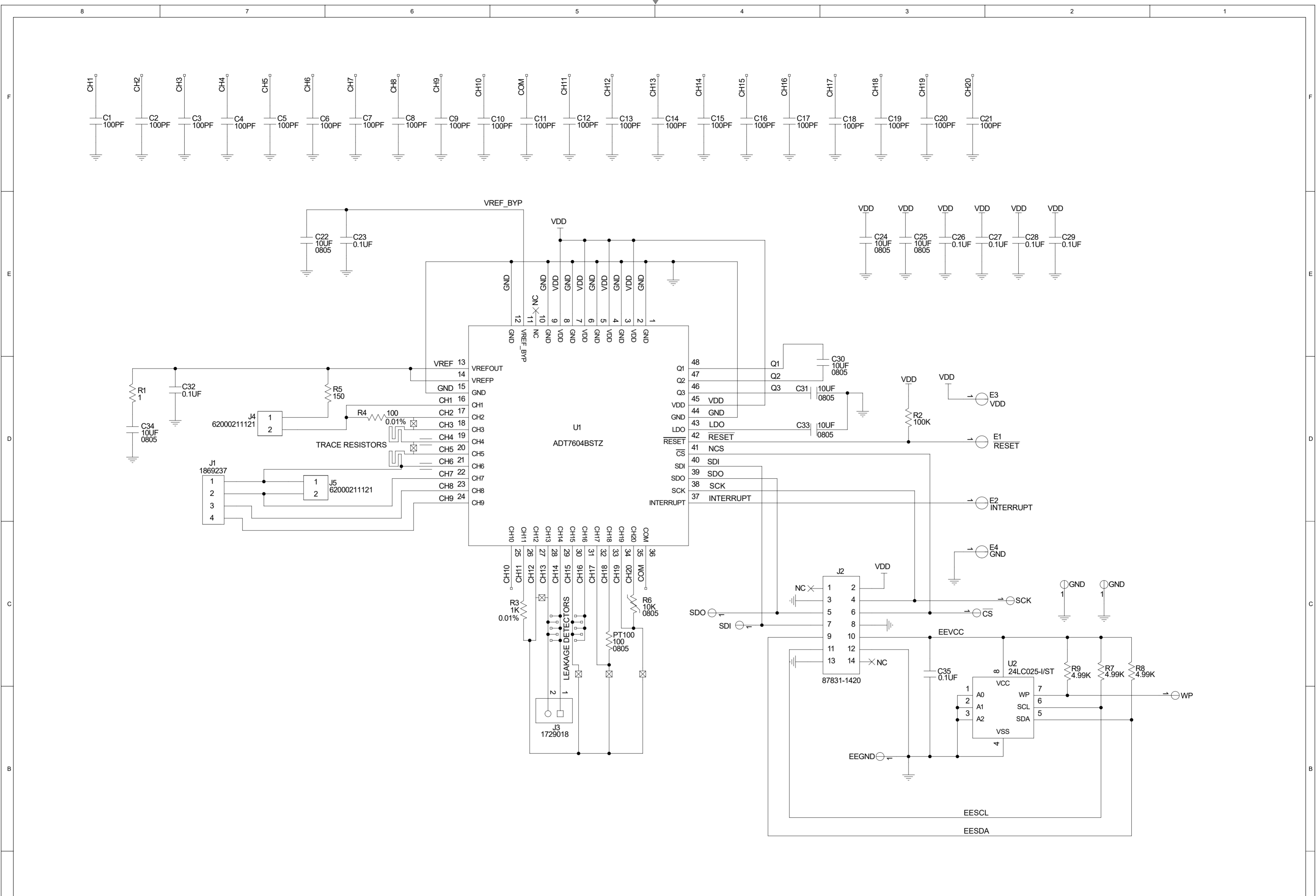
REVISIONS			
REV	DESCRIPTION	DATE	APPROVED



## STAND OFFS



<p>THE INFORMATION CONTAINED IN THIS DOCUMENT IS PROPRIETARY TO ADI. THE INFORMATION IN THIS DOCUMENT IS NOT TO BE SHOWN, REPRODUCED, OR DISCUSSED TO ANYONE OUTSIDE OF ADI WITHOUT PRIOR WRITTEN PERMISSION FROM ADI.</p>		SCHEMATIC	
		HW TYPE : Customer Evaluation Product(s): ADT7604	
DESIGNER	DATE	DRAWING NO.	REV.
-		02_100656	b
PTD ENGINEER		SIZE	SCALE
PTD ENGINEER		C	1:1
		TEMPLATE REVISION	SHEET
		087217_a	1 OF 2



		<b>SCHEMATIC</b>			
		HW TYPE : Customer Evaluation Product(s): ADT7604 :			
<small>THIS DRAWING IS THE PROPERTY OF ANALOG DEVICES INC. IT IS NOT TO BE REPRODUCED OR COPIED, IN WHOLE OR IN PART, OR USED IN FURNISHING INFORMATION TO OTHERS, OR FOR ANY OTHER PURPOSE DETRIMENTAL TO THE INTERESTS OF ANALOG DEVICES.</small>  <small>THE EQUIPMENT SHOWN HEREON MAY BE PROTECTED BY PATENTS OWNED OR CONTROLLED BY OWNED ANALOG DEVICES.</small>	DESIGN VIEW	DRAWING NO.		REV	
	DESIGN_VIEW	02_100656		b	
PTD ENGINEER PTD ENGINEER	SIZE C	SCALE 1:1	SHEET 2 OF 2		