

DESIGN NOTES

Protect Sensitive Circuits from Overvoltage and Reverse Supply Connections

Design Note 497

Victor Fleury

Introduction

What would happen if someone connected 24V to your 12V circuits? If the power and ground lines were inadvertently reversed, would the circuits survive? Does your application reside in a harsh environment, where the input supply can ring very high or even below ground? Even if these events are unlikely, it only takes one to destroy a circuit board.

To block negative supply voltages, system designers traditionally place a power diode or P-channel MOSFET in series with the supply. However, diodes take up valuable board space and dissipate a significant amount of power at high load currents. The P-channel MOSFET dissipates less power than the series diode, but the MOSFET and the circuitry required to drive it increases costs. Both of these solutions sacrifice low supply operation, especially the series diode. Also, neither protects against voltages that are too high—protection that requires more circuitry, including a high voltage window comparator and charge pump.

Undervoltage, Overvoltage and Reverse-Supply Protection

The LTC[®]4365 is a unique solution that elegantly and robustly protects sensitive circuits from unpredictably high or negative supply voltages. The LTC4365 blocks positive voltages as high as 60V and negative voltages as low as -40V. Only voltages in the safe operating supply range are passed along to the load. The only external active component required is a dual N-channel MOSFET connected between the unpredictable supply and the sensitive load.

Figure 1 shows a complete application. A resistive divider sets the overvoltage (OV) and undervoltage (UV) trip points for connecting/disconnecting the load from V_{IN} . If the input supply wanders outside this voltage window, the LTC4365 quickly disconnects the load from the supply.

The dual N-channel MOSFET blocks both positive and negative voltages at V_{IN} . The LTC4365 provides 8.4V of enhancement to the gate of the external MOSFET

LT, LTC, LTM, Linear Technology and the Linear logo are registered trademarks and Hot Swap is a trademark of Linear Technology Corporation. All other trademarks are the property of their respective owners.

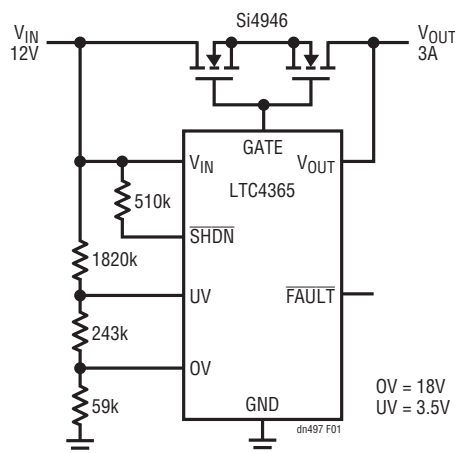


Figure 1. Complete 12V Automotive Undervoltage, Overvoltage and Reverse-Supply Protection Circuit

during normal operation. The valid operating range of the LTC4365 is as low as 2.5V and as high as 34V—the OV to UV window can be anywhere in this range. No protective clamps at V_{IN} are needed for most applications, further simplifying board design.

Accurate and Fast Overvoltage and Undervoltage Protection

Two accurate ($\pm 1.5\%$) comparators in the LTC4365 monitor for overvoltage (OV) and undervoltage (UV) conditions at V_{IN} . If the input supply rises above the OV or below the UV thresholds, respectively, the gate of the external MOSFET is quickly turned off. The external resistive divider allows a user to select an input supply range that is compatible with the load at V_{OUT} . Furthermore, the UV and OV inputs have very low leakage currents (typically $< 1\text{nA}$ at 100°C), allowing for large values in the external resistive divider.

Figure 2 shows how the circuit of Figure 1 reacts as V_{IN} slowly ramps from -30V to 30V . The UV and OV thresholds are set to 3.5V and 18V , respectively. V_{OUT} tracks V_{IN} when the supply is inside the 3.5V to 18V window. Outside of this window, the LTC4365 turns off the N-channel MOSFET, disconnecting V_{OUT} from V_{IN} , even when V_{IN} is negative.

Novel Reverse Supply Protection

The LTC4365 employs a novel negative supply protection circuit. When the LTC4365 senses a negative voltage at V_{IN} , it quickly connects the GATE pin to V_{IN} . There is no diode drop between the GATE and V_{IN} voltages. With the gate of the external N-channel MOSFET at the most negative potential (V_{IN}), there is minimal leakage from V_{OUT} to the negative voltage at V_{IN} .

Figure 3 shows what happens when V_{IN} is hot-plugged to -20V . V_{IN} , V_{OUT} and GATE start out at ground just before the connection is made. Due to the parasitic inductance

of the V_{IN} and GATE connections, the voltage at V_{IN} and GATE pins ring significantly below -20V . The external MOSFET must have a breakdown voltage that survives this overshoot.

The speed of the LTC4365 reverse protection circuits is evident by how closely the GATE pin follows V_{IN} during the negative transients. The two waveforms are almost indistinguishable on the scale shown. Note that no additional external circuits are needed to provide reverse protection.

There's More! AC Blocking, Reverse V_{IN} Hot Swap™ Control When V_{OUT} is Powered

After either an OV or UV fault has occurred (or when V_{IN} goes negative), the input supply must return to the valid operating voltage window for at least 36ms in order to turn the external MOSFET back on. This effectively blocks 50Hz and 60Hz unrectified AC.

LTC4365 also protects against negative V_{IN} connections even when V_{OUT} is driven by a separate supply. As long as the breakdown voltage of the external MOSFET is not exceeded (60V), the 20V supply at V_{OUT} is not affected by the reverse polarity connection at V_{IN} .

Conclusion

The LTC4365 controller protects sensitive circuits from overvoltage, undervoltage and reverse-supply connections using back-to-back MOSFETs and no diodes. The supply voltage is passed to the output only if it is qualified by the user-adjustable UV and OV trip thresholds. Any voltage outside this window is blocked, up to 60V and down to -40V .

The LTC4365's novel architecture results in a rugged, small solution size with minimal external components, and it is available in tiny 8-pin $3\text{mm} \times 2\text{mm}$ DFN and TSOT-23 packages. The LTC4365 has a wide 2.5V to 34V operating range and consumes only $10\mu\text{A}$ during shutdown.

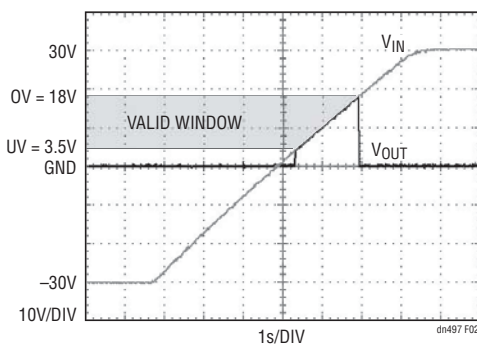


Figure 2. Load Protection as V_{IN} Is Swept from -30V to 30V

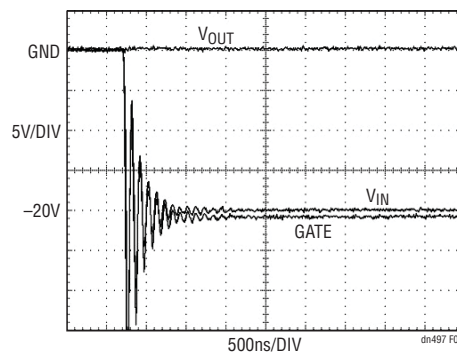


Figure 3. Hot Swap Protection from V_{IN} to -20V

[Data Sheet Download](#)

www.linear.com

For applications help,
call (408) 432-1900