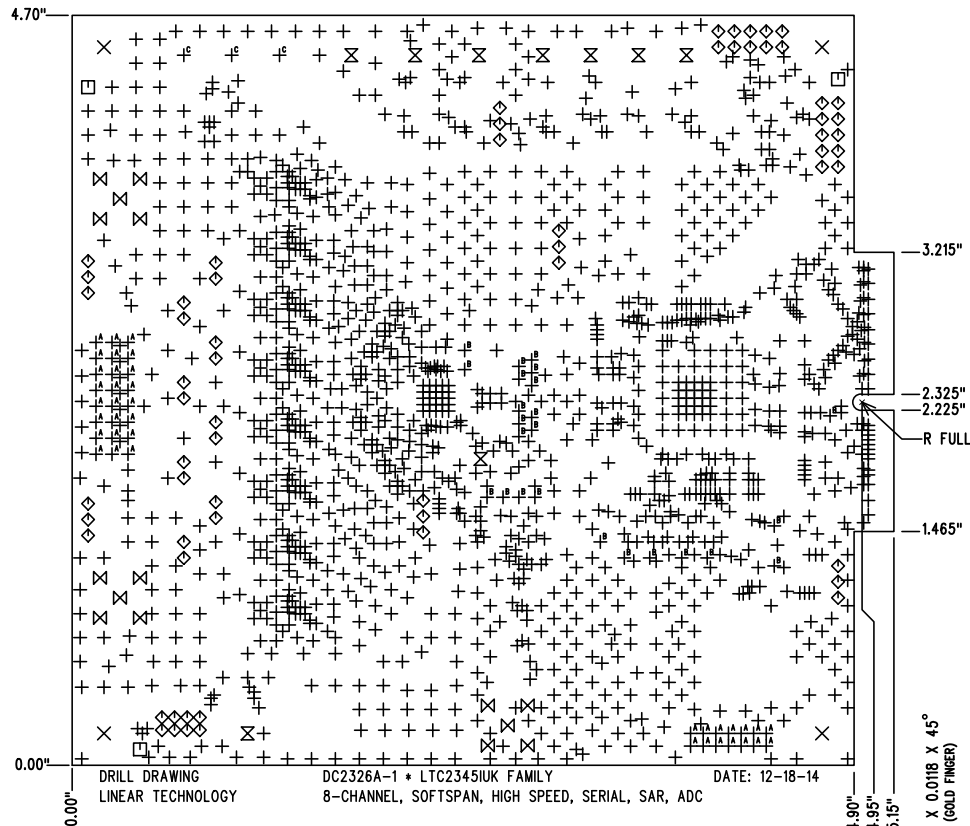
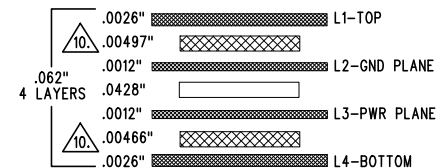


SHOWN FROM TOP SIDE

REVISION HISTORY				
ECO	REV	DESCRIPTION	APP. ENG.	DATE
-	1	1ST PROTOTYPE	GUY H.	12-18-14

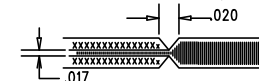


LAYER STRUCTURE



NOTES: UNLESS OTHERWISE SPECIFIED

- FAB PER IPC-A-600.
- MATERIAL: -LEAD FREE ASSEMBLY COMPLIANT, ISOLA FR-370HR OR EQUIVALENT.
-FINISHED THICKNESS TO BE 0.062" +/- .005"
-TOTAL OF 4 LAYERS WITH 2 OZ. CU ON THE OUTER LAYERS AND 1 OZ. CU ON THE INNER LAYERS.
-FLAMMABILITY RATING: 94 V-0 MINIMUM.
- SIZE: CUT TO DIMENSIONS AND TOLERANCES SHOWN.
0.00" ARE PRIMARY DATUMS.
- DRILLING: -DRILL HOLES PER SCHEDULE. PLATE THROUGH HOLES WITH COPPER, 0.001" THICK MIN.
-ALL HOLE SIZES ARE SPECIFIED AFTER PLATING.
-HOLE LOCATION TOLERANCES ARE +/-0.003" IN RELATION TO CENTER
- FINISH: -SMOBC USING LPI BOTH SIDES, COLOR GREEN.
-GOLD IMMERSION BOTH SIDES.
-FOR SILKScreens: USE WHITE NON-CONDUCTIVE INK.
- DO NOT ALTER ARTWORK e.g. TO ADD LOGO OR DATE CODE.
PAD SIZE CAN BE MODIFIED TO MEET END FINISH.
- PCBS ARE TO BE RoHS COMPLIANT.
- SCORING FOR PANELIZED PCB (PRODUCTION FAB ONLY):



9. CONTROLLED 50 OHM +/-10% IMPEDANCE FOR LAYERS 1-2 USING 0.009" TRACE AT 2GHz FREQ.

10. SUBJECT TO CHANGE BY MANUFACTURER, DEPENDING ON DIELECTRIC CONSTANT DEVIATIONS. PLEASE CONSULT LTC.

11. FINGER AREA: GOLD PLATE TO MIN. OF 0.00003 INCHES. PER MIL-G-45204, TYP II, CL1, GRADE C, OVER 0.0002 INCHES LOW STRESS NICKEL PER QQ-N-290, CL2.

SIZE	QTY	SYM	PLATED	TOL
0.008	1582	+	YES	+/-0.003"
0.19	4	X	NO	+/-0.003"
0.07	3	□	NO	+/-0.003"
0.035	62	◇	YES	+/-0.003"
0.063	9	⊗	YES	+/-0.003"
0.055	15	⊗	YES	+/-0.003"
0.04	38	+ ^A	YES	+/-0.003"
0.015	24	+ ^B	YES	+/-0.003"
0.094	3	+ ^C	YES	+/-0.003"

UNLESS OTHERWISE SPECIFIED		APPROVALS				1630 MCCARTHY BLVD MILPITAS, CA 95035 PH: (408)32-1900 WWW.LINEAR.COM LTC CONFIDENTIAL- FOR CUSTOMER USE ONLY	
DIMENSIONS ARE IN INCHES TOLERANCES: 0.XX" = ±0.01" 0.XXX" = ±0.005" INTERPRET DIM AND TOL PER ASME Y14.5M-1994 THIRD ANGLE PROJECTION		PCB DES.	KIM T.				
		APP ENG.	GUY H.	TITLE: FABRICATION DRAWING			
				8-CHANNEL, SOFTSPAN, HIGH SPEED, SERIAL, SAR, ADC			
				SIZE	IC NO.	LTC2345IUK FAMILY	REV
				N/A		DEMO CIRCUIT 2326A	1
		SCALE = NONE		FILENAME: DC2326A-1.PCB		SHT 1 OF 1	