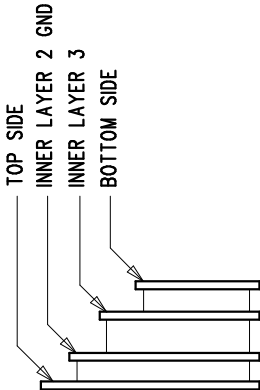


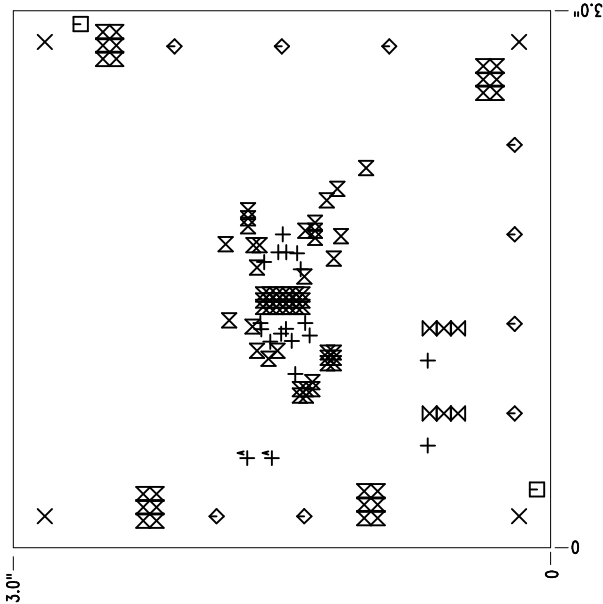
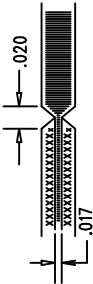
REVISION HISTORY			
ECO	REV	DESCRIPTION	APP. ENG.
-	3	PRODUCTION	MEHDI A.
			8-22-11

LAYER STRUCTURE



NOTES: UNLESS OTHERWISE SPECIFIED

- 1. FAB PER IPC-A-600.
- 2. MATERIAL: -EPOXY FIBERGLASS, NEMA GRADE FR-4
-FINISHED THICKNESS TO BE 0.062" +/- .005"
-TOTAL OF 4 LAYERS WITH 2 OZ. CU ON THE OUTER LAYERS AND 1 OZ. CU ON THE INNER LAYERS.
-FLAMMABILITY RATING: 94 V-0 MINIMUM.
- 3. SIZE: CUT TO DIMENSIONS AND TOLERANCES SHOWN. 0.00" ARE PRIMARY DATUMS.
- 4. DRILLING: -DRILL HOLES PER SCHEDULE. PLATE THROUGH HOLES WITH COPPER, 0.001" THICK MIN.
-ALL HOLE SIZES ARE SPECIFIED AFTER PLATING.
-HOLE LOCATION TOLERANCES ARE +/-0.003" IN RELATION TO CENTER
- 5. FINISH: -SNOBC USING LPI BOTH SIDES, COLOR GREEN.
-GOLD IMMERSION BOTH SIDES.
(LEAD FREE SOLDER CAN BE USED FOR PROTOTYPE)
-FOR SILKSCREEN: USE WHITE NON-CONDUCTIVE INK.
- 6. DO NOT ALTER ARTWORK e.g. TO ADD LOGO OR DATE CODE. PAD SIZE CAN BE MODIFIED TO MEET END FINISH.
- 7. PCBs ARE TO BE RoHS COMPLIANT.
- 8. SCORING FOR PANELIZED PCB:



SIZE	QTY	SYM	PLATED	TOL
0.01	17	+	YES	+/-0.003
0.187	4	X	NO	+/-0.003
0.07	2	□	NO	+/-0.003
0.095	9	◇	YES	+/-0.003
0.035	6	⊗	YES	+/-0.003
0.015	79	⊗	YES	+/-0.003
0.045	2	⊕	YES	+/-0.003

UNLESS OTHERWISE SPECIFIED
DIMENSIONS ARE IN INCHES
TOLERANCES:
0.XX" = ±0.01"
0.XXX" = ±0.005"
INTERPRET DIM AND TOL
PER ASME Y14.5M-1994
THIRD ANGLE PROJECTION

APPROVALS

PCB DES.	JW
APP ENG.	MEHDI A.
SIZE	IC NO.
	N/A
SCALE	NONE

LINEAR TECHNOLOGY

4350 MCCARTHY BLVD
MILPITAS, CA 95035
WWW.LINEAR.COM
TEL: (408) 321-0000
FAX: (408) 321-0001
FOR CUSTOMER USE ONLY

TITLE: FABRICATION DRAWING
DUAL 3A BOOST/INVERTING DC/DC CONVERTER

SIZE IC NO. REV
N/A LT8582EDKD 3

FILENAME: DC1734A-3.PCB SHT 1 OF 1