



AHEAD OF WHAT'S POSSIBLE™

# LOW DOSE RADIATION TEST REPORT AD8210S

October 2015



Radiation Test Report	
Product:	AD8210S
Gamma:	0, 30k, 50k, 75k, 100k
Gamma Source:	Co60/TM1019 Condition D
Dose Rate:	<9.1 mRad/s
Facilities:	Si-Rel
Tested:	10/2013 - 3/2014

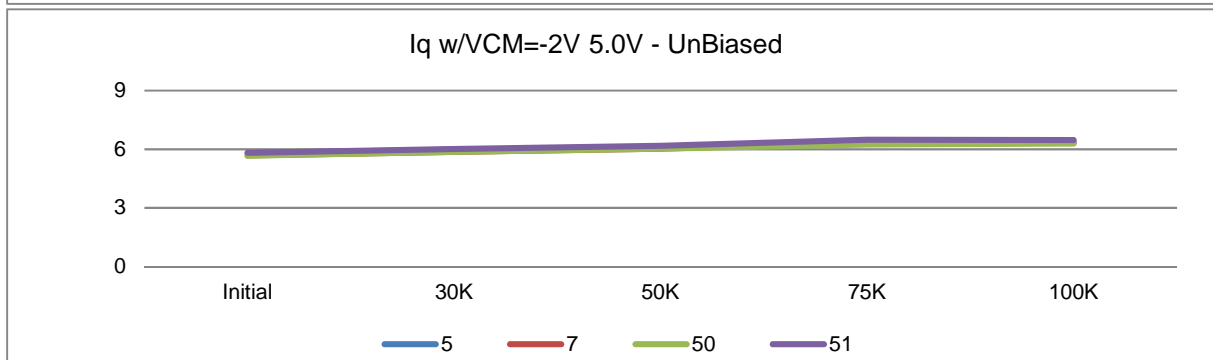
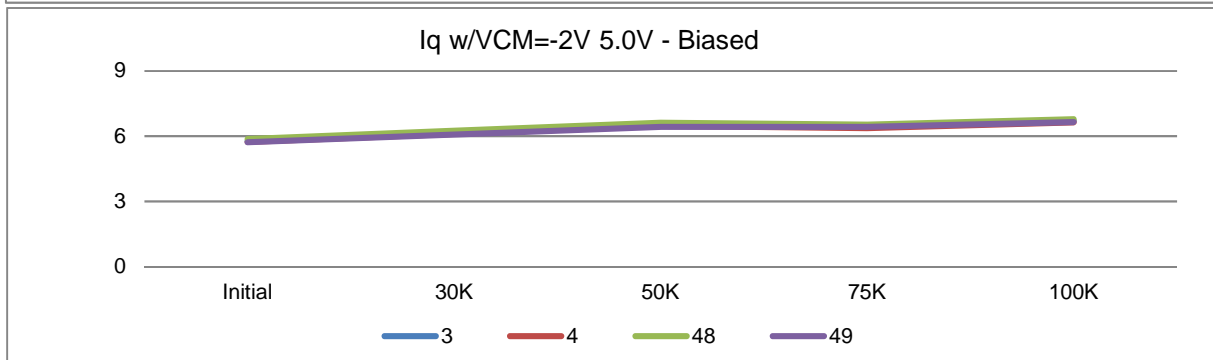
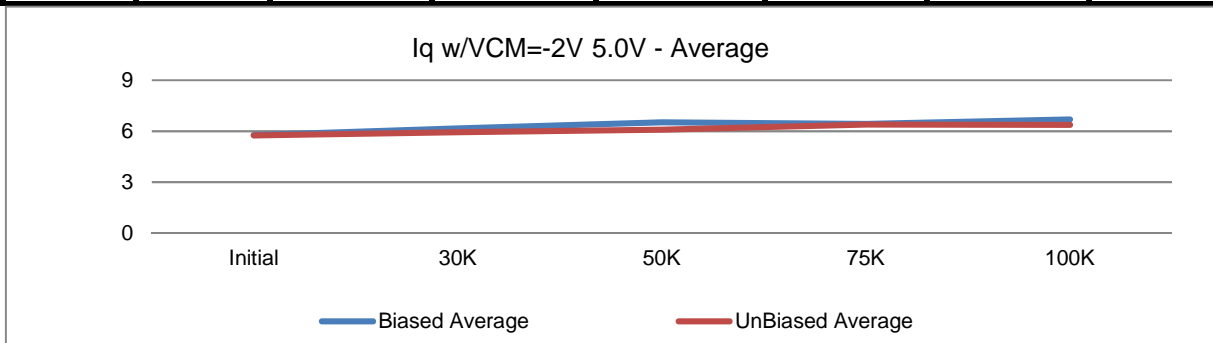
The RADTEST® DATA SERVICE is a compilation of radiation test results on Analog Devices' Space grade products. It is designed to assist customers in selecting the right product for applications where radiation is a consideration. Many products manufactured by Analog Devices, Inc. have been shown to be radiation tolerant to most tactical radiation environments. Analog Devices, Inc. does not make any claim to maintain or guarantee these levels of radiation tolerance without lot qualification test.

It is the responsibility of the Procuring Activity to screen products from Analog Devices, Inc. for compliance to Nuclear Hardness Critical Items (HCI) specifications.

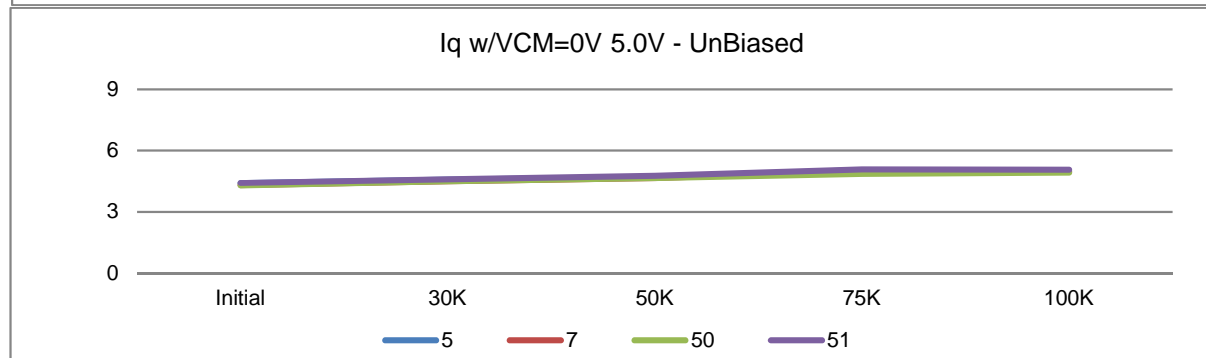
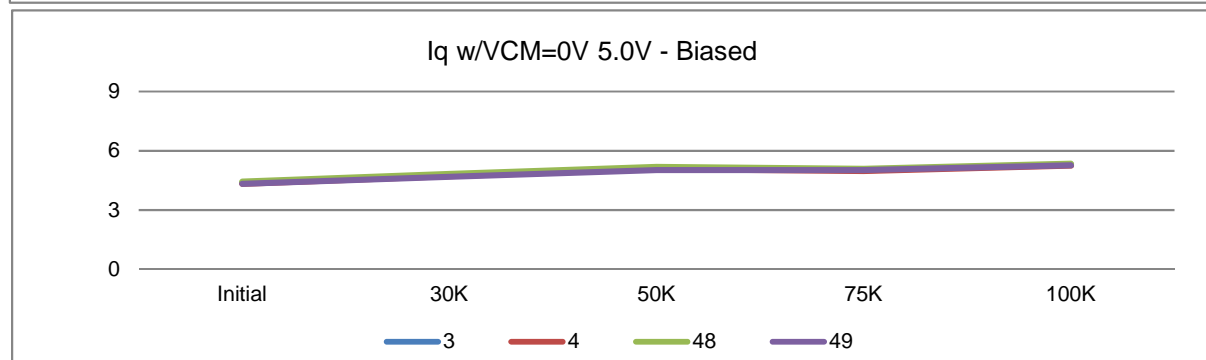
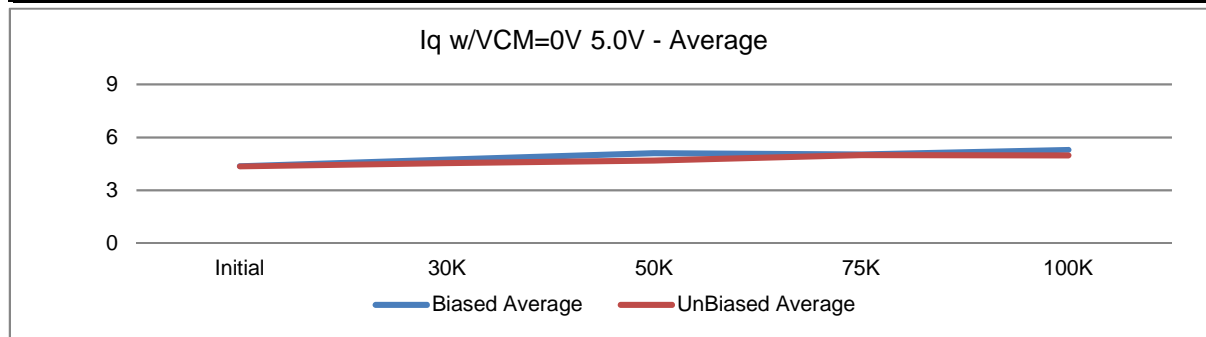
### Warning:

Analog Devices, Inc. does not recommend use of this data to qualify other product grades or process levels. Analog Devices, Inc. is not responsible and has no liability for any consequences, and all applicable Warranties are null and void if any Analog Devices product is modified in any way or used outside of normal environmental and operating conditions, including the parameters specified in the corresponding data sheet. Analog Devices, Inc. does not guarantee that wafer manufacturing is the same for all process levels.

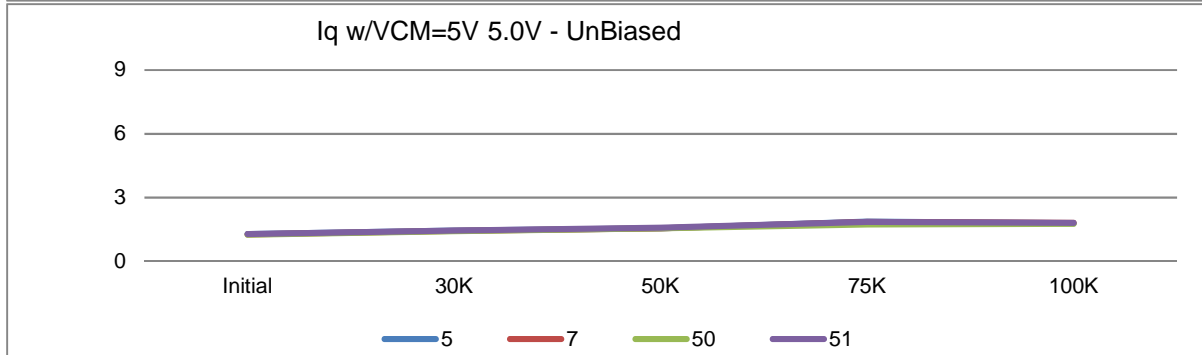
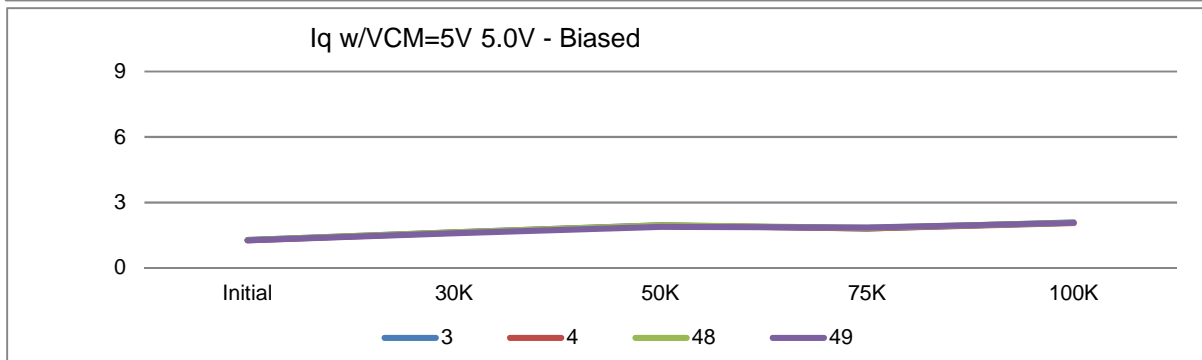
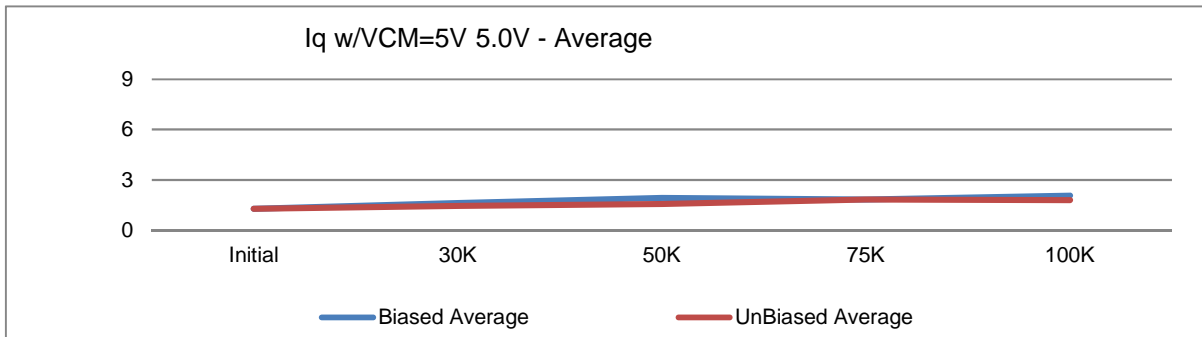
T# 1		Iq w/VCM=-2V 5.0V					mA
SN		Initial	30K	50K	75K	100K	Limit
Control	8	5.75105	5.74643	5.75785	5.74370	5.75330	<9
	52	5.86893	5.86688	5.88022	5.85453	5.87694	
Biased	3	5.78436	6.18657	6.54527	6.42086	6.71614	
	4	5.73183	6.11290	6.47864	6.36576	6.64055	
	48	5.87341	6.26025	6.62087	6.52976	6.78213	
	49	5.72030	6.07766	6.42546	6.42726	6.65657	
	Min	5.72030	6.07766	6.42546	6.36576	6.64055	
	Max	5.87341	6.26025	6.62087	6.52976	6.78213	
	Average	5.77748	6.15935	6.51756	6.43591	6.69885	
UnBiased	5	5.80999	5.98540	6.11536	6.46442	6.40801	
	7	5.68058	5.87584	6.03143	6.36640	6.33177	
	50	5.67994	5.87328	6.03848	6.24276	6.29782	
	51	5.82601	6.01872	6.17430	6.49004	6.47399	
	Min	5.67994	5.87328	6.03143	6.24276	6.29782	
	Max	5.82601	6.01872	6.17430	6.49004	6.47399	
	Average	5.74913	5.93831	6.08989	6.39091	6.37790	



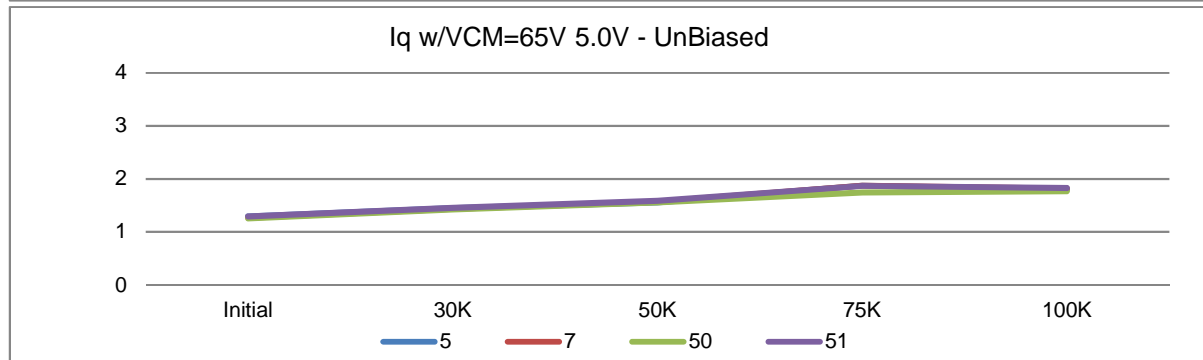
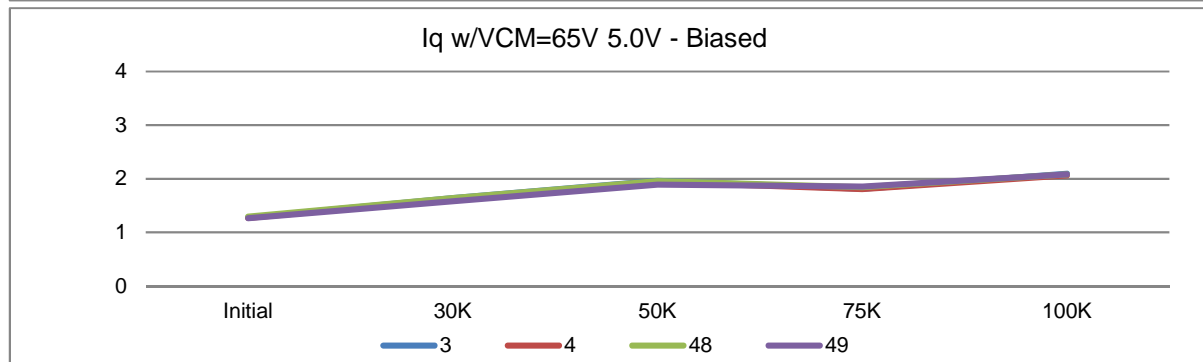
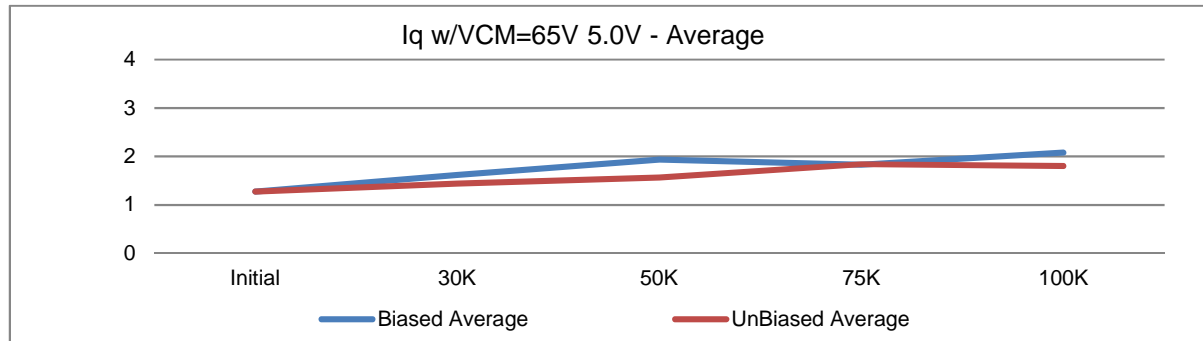
T# 2		Iq w/VCM=0V 5.0V					mA
SN		Initial	30K	50K	75K	100K	Limit
Control	8	4.34934	4.34527	4.35792	4.34646	4.35099	<9
	52	4.44095	4.43752	4.45082	4.42462	4.44708	
Biased	3	4.37753	4.77708	5.14086	5.01081	5.31319	
	4	4.33717	4.71942	5.08512	4.97301	5.24977	
	48	4.44352	4.82898	5.19339	5.09537	5.35419	
	49	4.33205	4.68611	5.03450	5.03515	5.26771	
	Min	4.33205	4.68611	5.03450	4.97301	5.24977	
	Max	4.44352	4.82898	5.19339	5.09537	5.35419	
	Average	4.37257	4.75290	5.11347	5.02859	5.29622	
UnBiased	5	4.40188	4.57527	4.70967	5.05309	4.99929	
	7	4.30322	4.49839	4.65457	4.99095	4.95509	
	50	4.29873	4.49134	4.65457	4.85769	4.91601	
	51	4.41277	4.59962	4.75836	5.07295	5.05759	
	Min	4.29873	4.49134	4.65457	4.85769	4.91601	
	Max	4.41277	4.59962	4.75836	5.07295	5.05759	
	Average	4.35415	4.54116	4.69429	4.99367	4.98200	



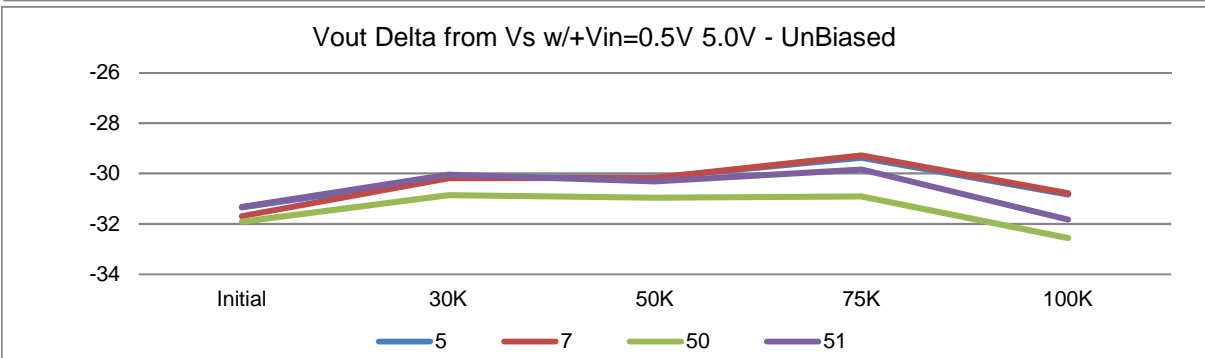
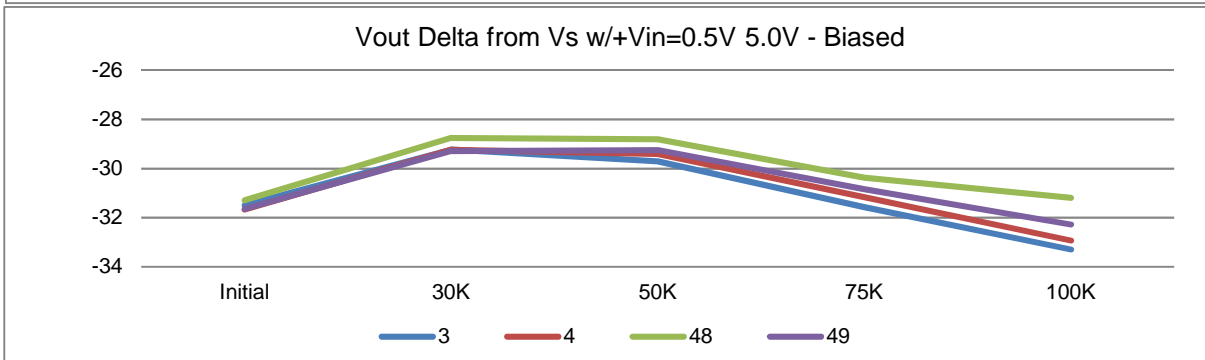
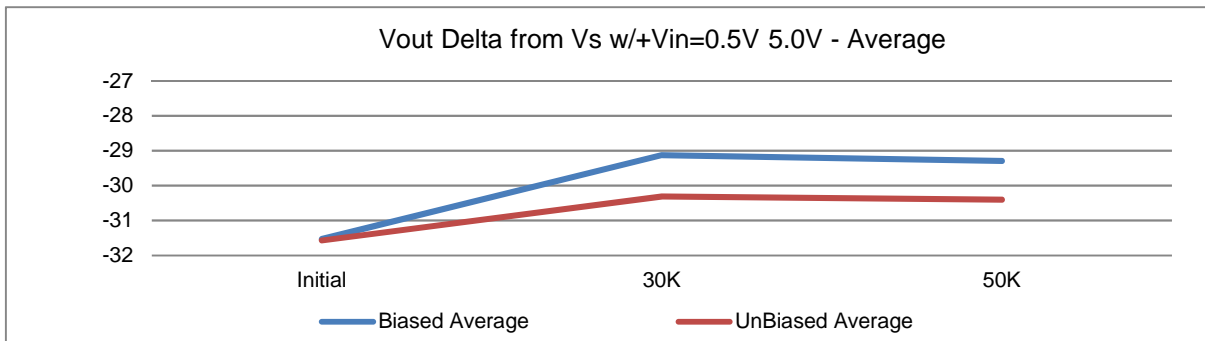
T# 3		Iq w/VCM=5V 5.0V					mA
SN		Initial	30K	50K	75K	100K	Limit
Control	8	1.26533	1.26745	1.27488	1.26434	1.27346	<9
	52	1.29416	1.29692	1.30691	1.28548	1.30421	
Biased	3	1.27815	1.63969	1.95594	1.81017	2.08384	
	4	1.26854	1.61790	1.93608	1.80312	2.05758	
	48	1.28968	1.63776	1.95082	1.83643	2.07295	
	49	1.26341	1.58331	1.88803	1.84797	2.06783	
	Min	1.26341	1.58331	1.88803	1.80312	2.05758	
	Max	1.28968	1.63969	1.95594	1.84797	2.08384	
	Average	1.27495	1.61967	1.93272	1.82442	2.07055	
UnBiased	5	1.29352	1.44940	1.55102	1.86847	1.79300	
	7	1.27046	1.43723	1.55935	1.86334	1.80838	
	50	1.25252	1.41929	1.55038	1.73649	1.76033	
	51	1.29160	1.45325	1.58177	1.85822	1.81991	
	Min	1.25252	1.41929	1.55038	1.73649	1.76033	
	Max	1.29352	1.45325	1.58177	1.86847	1.81991	
	Average	1.27703	1.43979	1.56063	1.83163	1.79541	



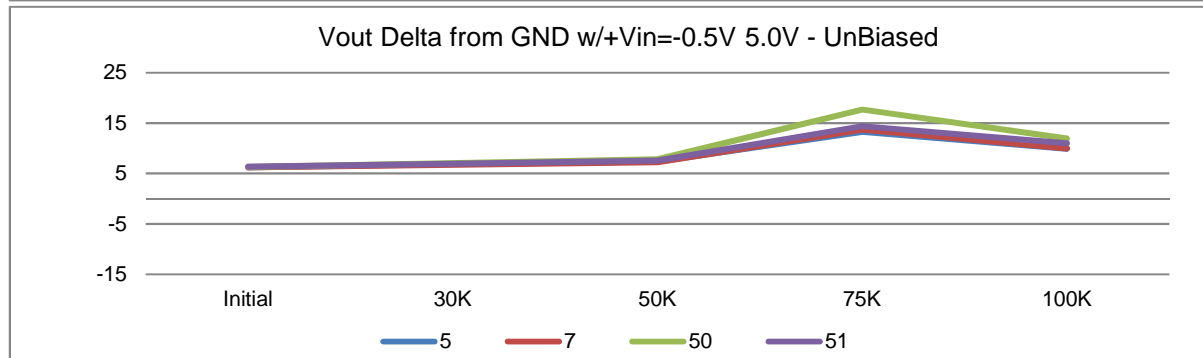
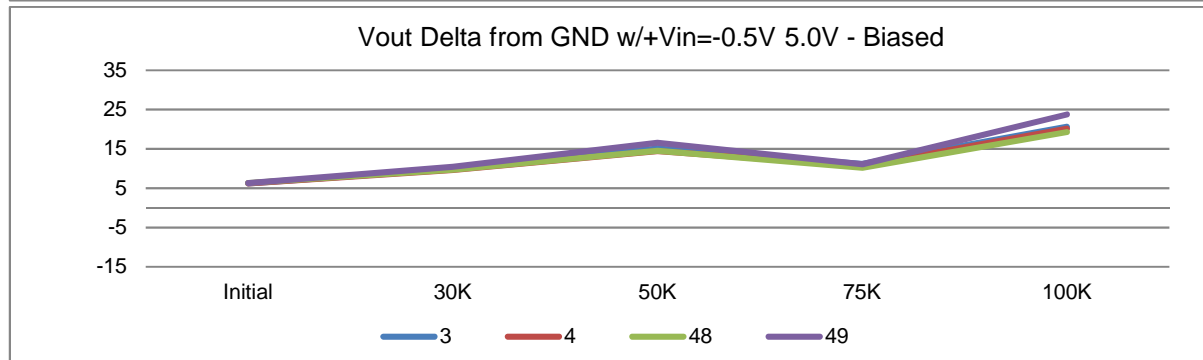
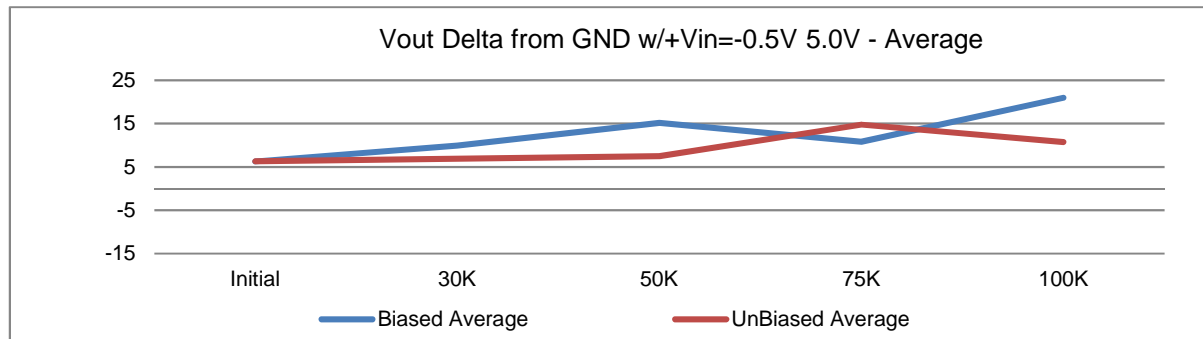
	T# 4	Iq w/VCM=65V 5.0V					mA
	SN	Initial	30K	50K	75K	100K	Limit
Control	8	1.26661	1.26937	1.27616	1.26562	1.27346	<4
	52	1.29672	1.30013	1.30883	1.28741	1.30742	
Biased	3	1.27815	1.64033	1.96043	1.81593	2.09602	
	4	1.26918	1.61982	1.94056	1.80953	2.06463	
	48	1.29480	1.64225	1.95530	1.84476	2.08256	
	49	1.26405	1.58331	1.88867	1.85822	2.08064	
	Min	1.26405	1.58331	1.88867	1.80953	2.06463	
	Max	1.29480	1.64225	1.96043	1.85822	2.09602	
	Average	1.27655	1.62143	1.93624	1.83211	2.08096	
UnBiased	5	1.29288	1.44748	1.55614	1.87295	1.79941	
	7	1.26597	1.43851	1.56704	1.87295	1.81479	
	50	1.25508	1.42314	1.55422	1.74226	1.76930	
	51	1.29224	1.45581	1.58434	1.86718	1.82952	
	Min	1.25508	1.42314	1.55422	1.74226	1.76930	
	Max	1.29288	1.45581	1.58434	1.87295	1.82952	
	Average	1.27654	1.44124	1.56544	1.83884	1.80326	



	T# 5	Vout Delta from Vs w/+Vin=0.5V 5.0V					mV
	SN	Initial	30K	50K	75K	100K	Limit
Control	8	-31.35330	-31.31857	-31.37028	-31.29202	-31.28588	
	52	-31.44942	-31.33776	-31.35109	-31.32401	-31.34345	
Biased	3	-31.49427	-29.22682	-29.70069	-31.56708	-33.29416	
	4	-31.68010	-29.23322	-29.40644	-31.16409	-32.92955	
	48	-31.29563	-28.75346	-28.81153	-30.37092	-31.18969	
	49	-31.64165	-29.28440	-29.24651	-30.84427	-32.27710	
	Min	-31.68010	-29.28440	-29.70069	-31.56708	-33.29416	
	Max	-31.29563	-28.75346	-28.81153	-30.37092	-31.18969	
	Average	-31.52791	-29.12448	-29.29129	-30.98659	-32.42263	
UnBiased	5	-31.34049	-30.14796	-30.16127	-29.37945	-30.83148	
	7	-31.69291	-30.17994	-30.17406	-29.28350	-30.78670	
	50	-31.91078	-30.85800	-30.96088	-30.90823	-32.55855	
	51	-31.32767	-30.04561	-30.31479	-29.84000	-31.82934	
	Min	-31.91078	-30.85800	-30.96088	-30.90823	-32.55855	
	Max	-31.32767	-30.04561	-30.16127	-29.28350	-30.78670	
	Average	-31.56796	-30.30788	-30.40275	-29.85280	-31.50152	

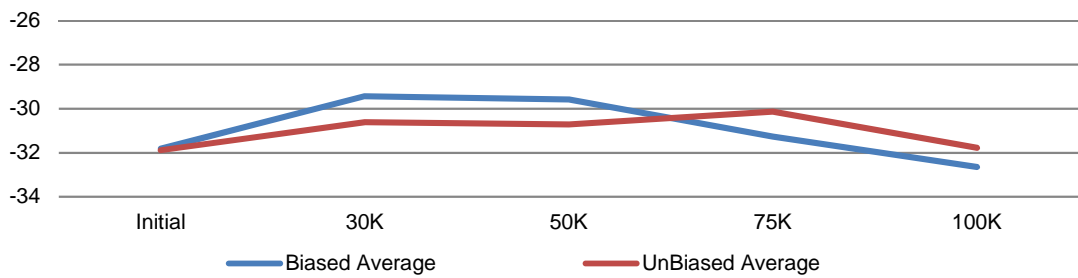


	T# 6	Vout Delta from GND w/+Vin=-0.5V 5.0V					mV
	SN	Initial	30K	50K	75K	100K	Limit
Control	8	6.24118	6.19847	6.17298	6.15350	6.13436	
	52	6.33730	6.30081	6.35849	6.31981	6.31986	
Biased	3	6.20274	9.87661	15.05824	11.18121	20.63534	
	4	6.24118	9.63353	14.47613	10.66948	20.13001	
	48	6.32449	9.74867	14.51451	10.22812	19.29206	
	49	6.31808	10.45871	16.52953	11.11724	23.78885	
	Min	6.20274	9.63353	14.47613	10.22812	19.29206	
	Max	6.32449	10.45871	16.52953	11.18121	23.78885	
	Average	6.27162	9.92938	15.14460	10.79901	20.96157	
UnBiased	5	6.21555	6.85094	7.36920	13.27288	9.93388	
	7	6.24118	6.74219	7.24126	13.73983	9.95307	
	50	6.29885	7.05563	7.81698	17.68652	11.96799	
	51	6.37575	6.95328	7.58669	14.39228	10.97012	
	Min	6.21555	6.74219	7.24126	13.27288	9.93388	
	Max	6.37575	7.05563	7.81698	17.68652	11.96799	
	Average	6.28283	6.90051	7.50353	14.77288	10.70627	

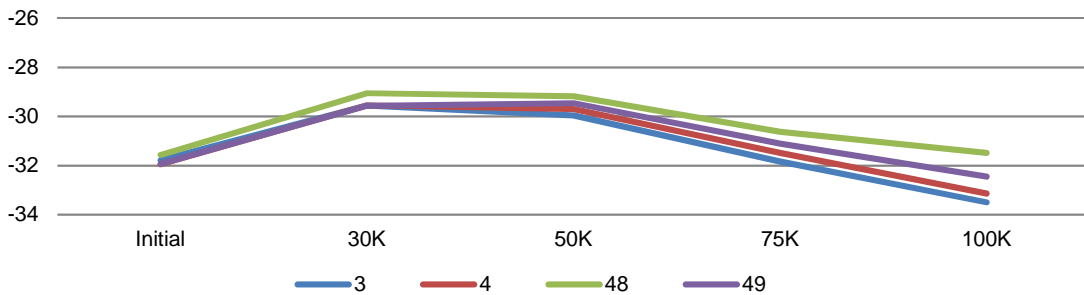


	T# 7	Vout Delta from Vs w/-Vin=-0.5V 5.0V					mV
	SN	Initial	30K	50K	75K	100K	Limit
Control	8	-31.66088	-31.62561	-31.64534	-31.55429	-31.59292	
	52	-31.73136	-31.70877	-31.65814	-31.59266	-31.61851	
Biased	3	-31.78903	-29.55306	-29.96296	-31.83573	-33.49885	
	4	-31.95564	-29.54666	-29.69430	-31.47753	-33.14064	
	48	-31.56476	-29.05411	-29.16975	-30.62678	-31.48393	
	49	-31.94282	-29.56585	-29.45761	-31.10013	-32.44981	
	Min	-31.95564	-29.56585	-29.96296	-31.83573	-33.49885	
	Max	-31.56476	-29.05411	-29.16975	-30.62678	-31.48393	
	Average	-31.81306	-29.42992	-29.57116	-31.26004	-32.64331	
UnBiased	5	-31.62243	-30.44861	-30.46192	-29.64811	-31.06815	
	7	-32.01971	-30.45500	-30.48751	-29.60333	-31.10653	
	50	-32.25039	-31.16504	-31.28712	-31.11932	-32.84000	
	51	-31.64806	-30.38464	-30.63464	-30.15983	-32.10440	
	Min	-32.25039	-31.16504	-31.28712	-31.11932	-32.84000	
	Max	-31.62243	-30.38464	-30.46192	-29.60333	-31.06815	
	Average	-31.88515	-30.61332	-30.71780	-30.13265	-31.77977	

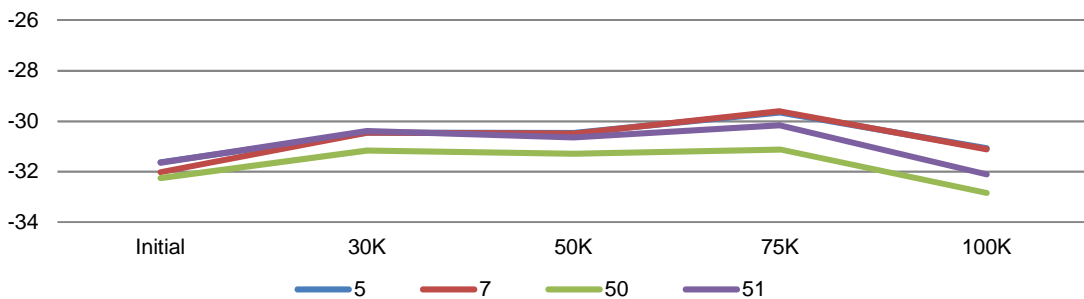
Vout Delta from Vs w/-Vin=-0.5V 5.0V - Average



Vout Delta from Vs w/-Vin=-0.5V 5.0V - Biased

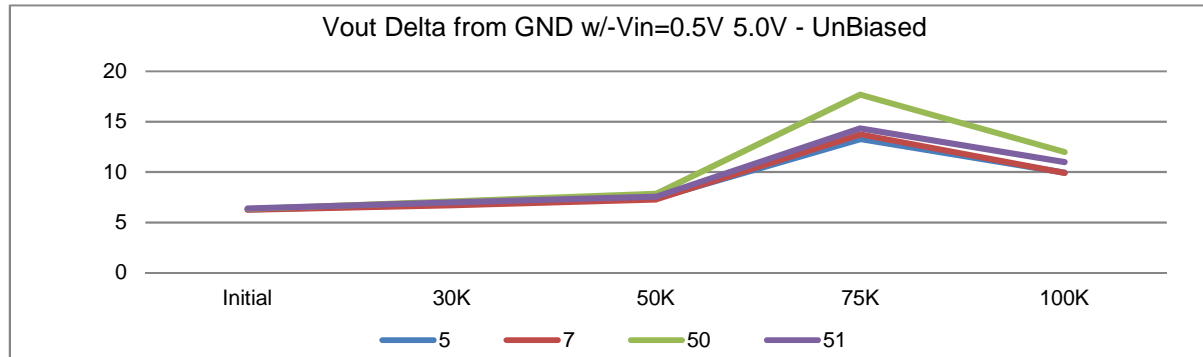
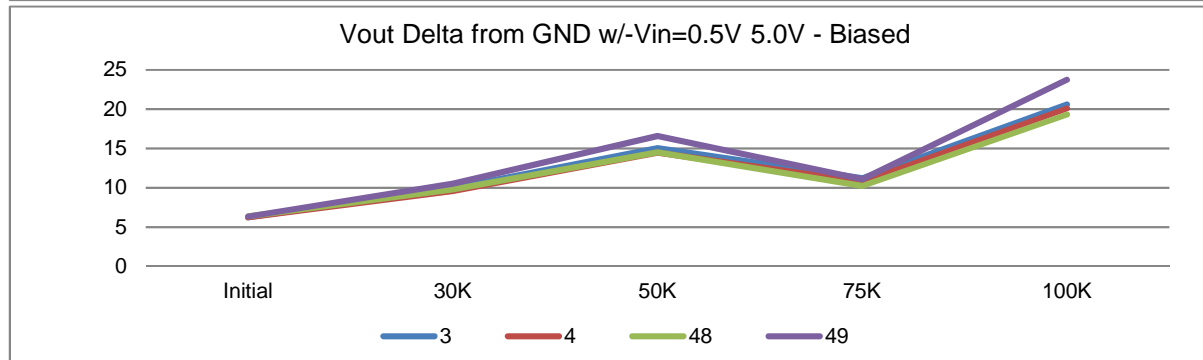
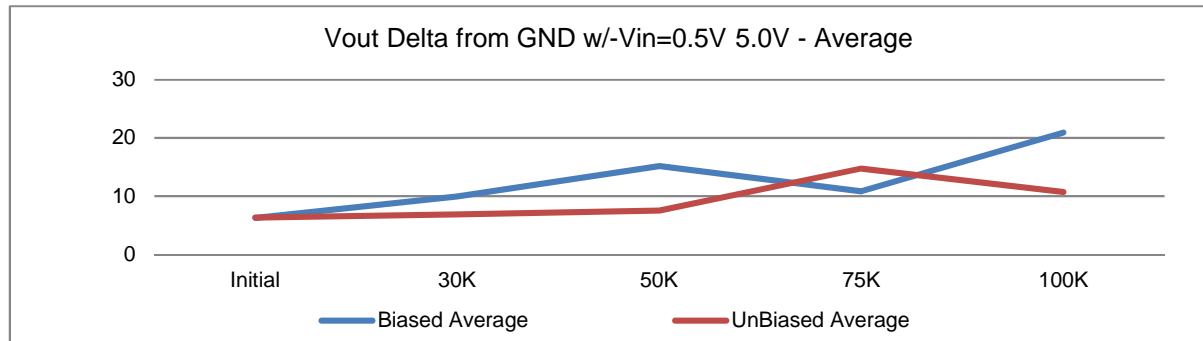


Vout Delta from Vs w/-Vin=-0.5V 5.0V - UnBiased

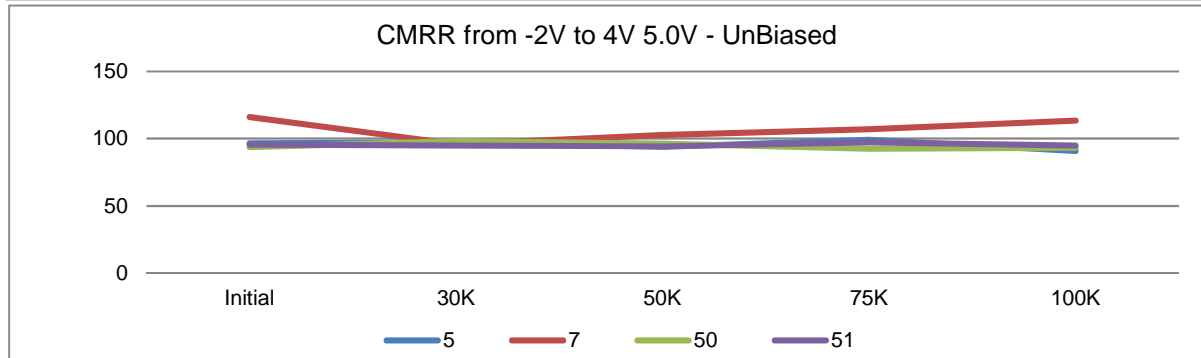
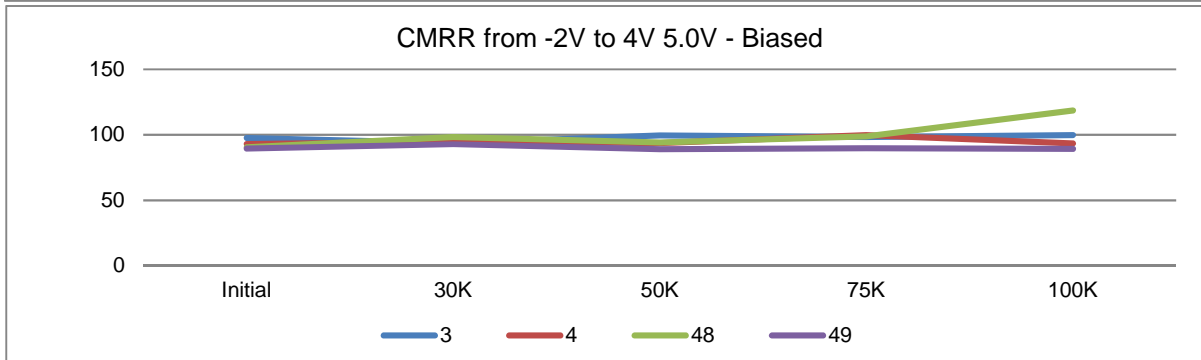
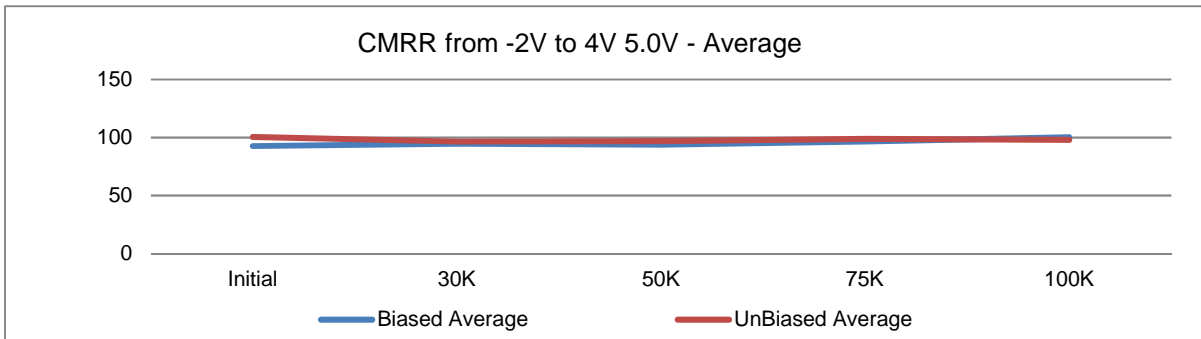




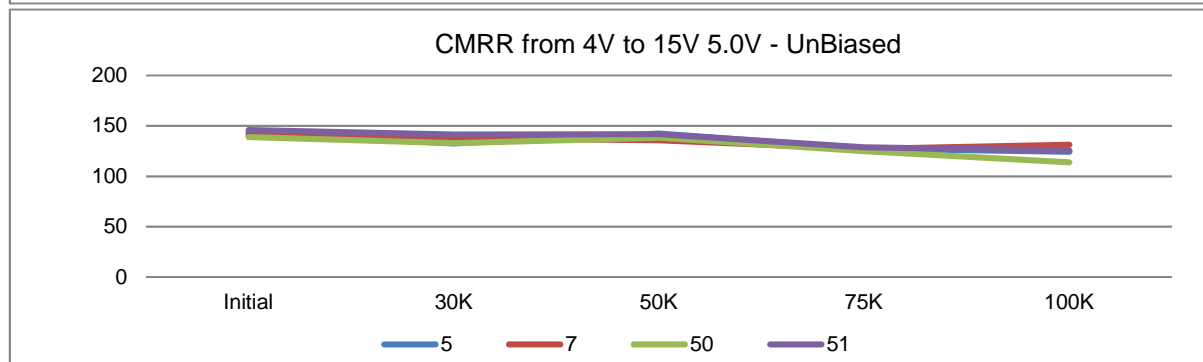
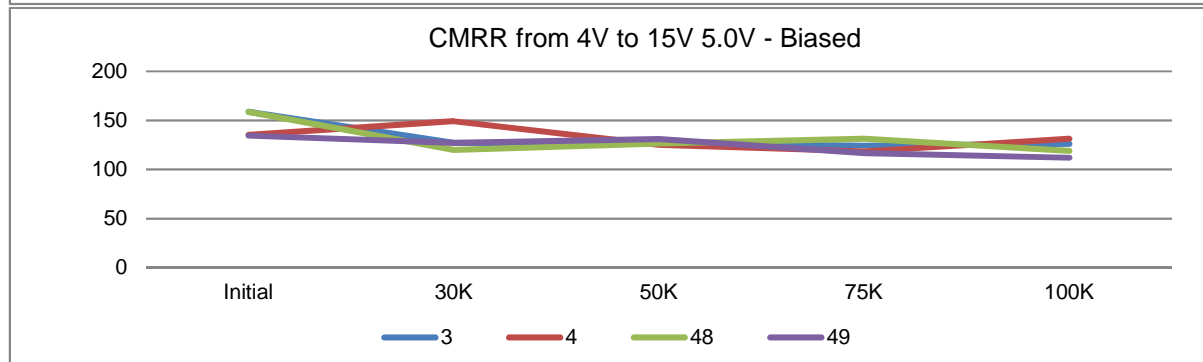
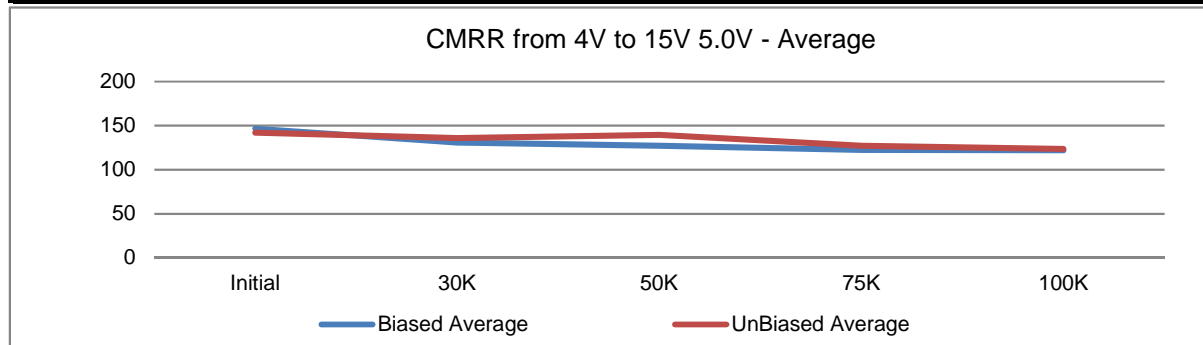
	T# 8	Vout Delta from GND w/-Vin=0.5V 5.0V					mV
	SN	Initial	30K	50K	75K	100K	Limit
Control	8	6.25400	6.17928	6.18578	6.15350	6.14076	
	52	6.36934	6.32640	6.31372	6.37738	6.31986	
Biased	3	6.22196	9.95337	15.05824	11.20679	20.60976	
	4	6.24118	9.60794	14.49532	10.75903	20.09163	
	48	6.36934	9.78705	14.52730	10.22172	19.32404	
	49	6.34371	10.52908	16.59989	11.10445	23.75687	
	Min	6.22196	9.60794	14.49532	10.22172	19.32404	
	Max	6.36934	10.52908	16.59989	11.20679	23.75687	
	Average	6.29405	9.96936	15.17019	10.82300	20.94558	
UnBiased	5	6.29885	6.80616	7.39479	13.26009	9.96586	
	7	6.27322	6.72300	7.27325	13.73983	9.93388	
	50	6.35012	7.10681	7.86176	17.68652	11.97438	
	51	6.39497	7.01086	7.56111	14.33471	11.00210	
	Min	6.27322	6.72300	7.27325	13.26009	9.93388	
	Max	6.39497	7.10681	7.86176	17.68652	11.97438	
	Average	6.32929	6.91171	7.52273	14.75529	10.71906	



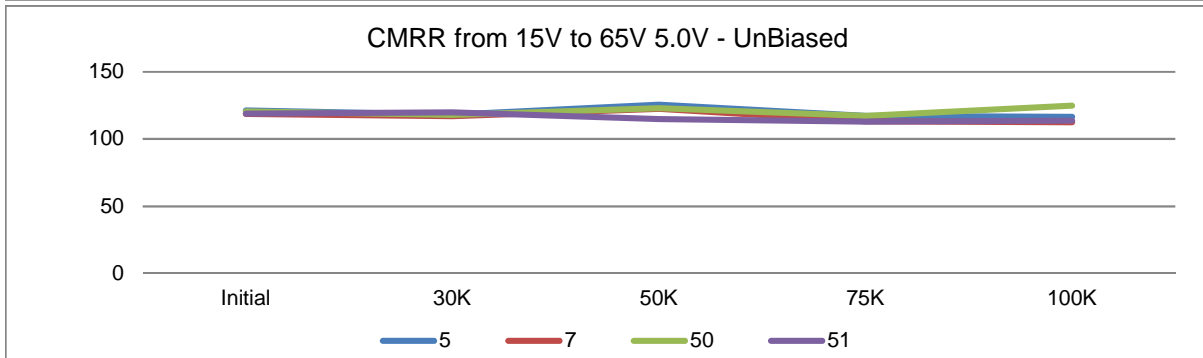
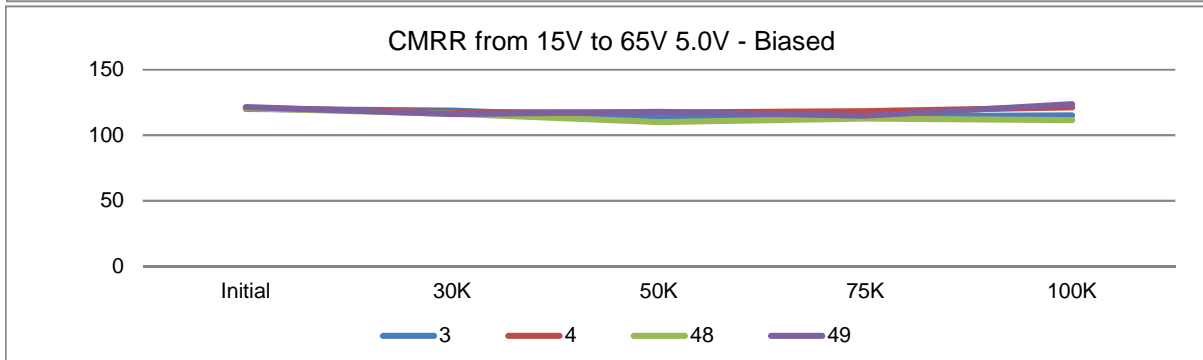
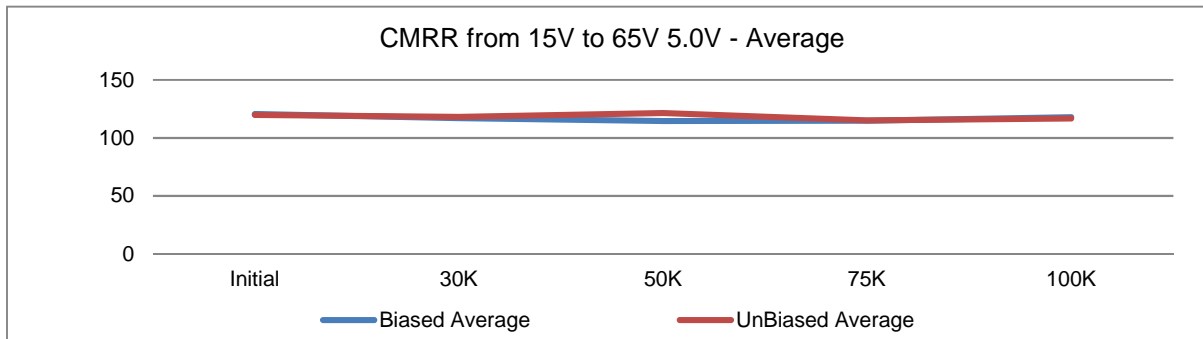
	T# 9	CMRR from -2V to 4V 5.0V					dB
	SN	Initial	30K	50K	75K	100K	Limit
Control	8	107.53831	101.12647	100.48250	107.67793	97.65882	>80
	52	95.49177	102.35026	93.80955	107.53815	100.89799	
Biased	3	97.65366	93.64803	99.40028	98.22203	99.81334	
	4	93.00564	94.82811	93.65778	99.69249	93.41537	
	48	90.46023	98.38085	94.05124	98.79884	118.50433	
	49	89.58189	92.74558	88.99496	89.68871	89.15606	
	Min	89.58189	92.74558	88.99496	89.68871	89.15606	
	Max	97.65366	98.38085	99.40028	99.69249	118.50433	
	Average	92.67536	94.90064	94.02607	96.60052	100.22228	
UnBiased	5	96.58351	97.23719	94.04369	99.08774	90.86552	
	7	116.09399	95.96655	102.80978	106.93130	113.36113	
	50	93.79693	98.13161	96.36275	92.48759	93.26545	
	51	95.49352	94.81994	94.26355	97.22219	94.91630	
	Min	93.79693	94.81994	94.04369	92.48759	90.86552	
	Max	116.09399	98.13161	102.80978	106.93130	113.36113	
	Average	100.49199	96.53882	96.86994	98.93221	98.10210	



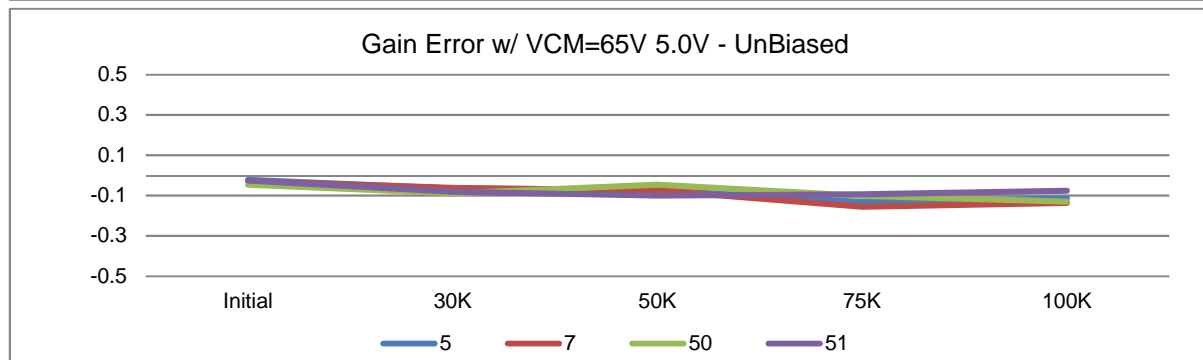
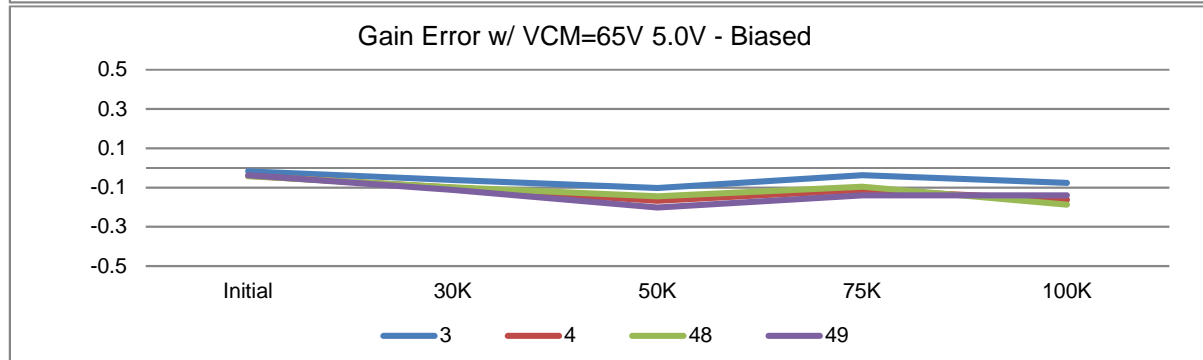
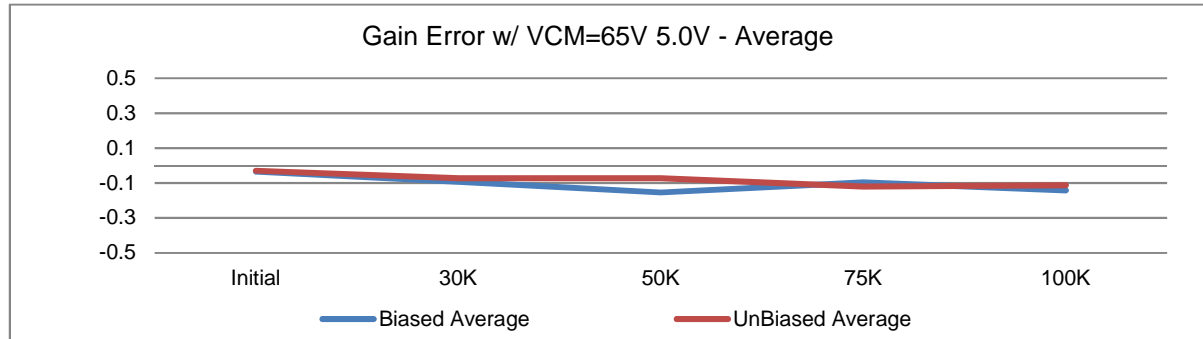
	T# 10	CMRR from 4V to 15V 5.0V					dB
	SN	Initial	30K	50K	75K	100K	Limit
Control	8	134.54092	155.65869	138.12309	138.39919	145.30345	>100
	52	155.64310	148.22646	153.82291	135.21057	147.39816	
Biased	3	158.66844	127.03141	126.77007	124.32227	126.23640	
	4	135.14662	149.14162	125.24171	118.46952	131.41817	
	48	158.66844	119.89365	126.46336	131.23190	118.85961	
	49	134.45137	127.12655	131.13997	116.71690	111.97832	
	Min	134.45137	119.89365	125.24171	116.71690	111.97832	
	Max	158.66844	149.14162	131.13997	131.23190	131.41817	
	Average	146.73372	130.79831	127.40378	122.68515	122.12313	
UnBiased	5	142.86743	132.41373	142.42540	127.55795	124.17135	
	7	140.78951	137.85619	135.65831	127.18410	131.14044	
	50	138.88835	132.80942	138.12309	125.07427	113.71649	
	51	145.76656	141.37801	141.57732	128.60365	125.63599	
	Min	138.88835	132.41373	135.65831	125.07427	113.71649	
	Max	145.76656	141.37801	142.42540	128.60365	131.14044	
	Average	142.07796	136.11434	139.44603	127.10499	123.66607	



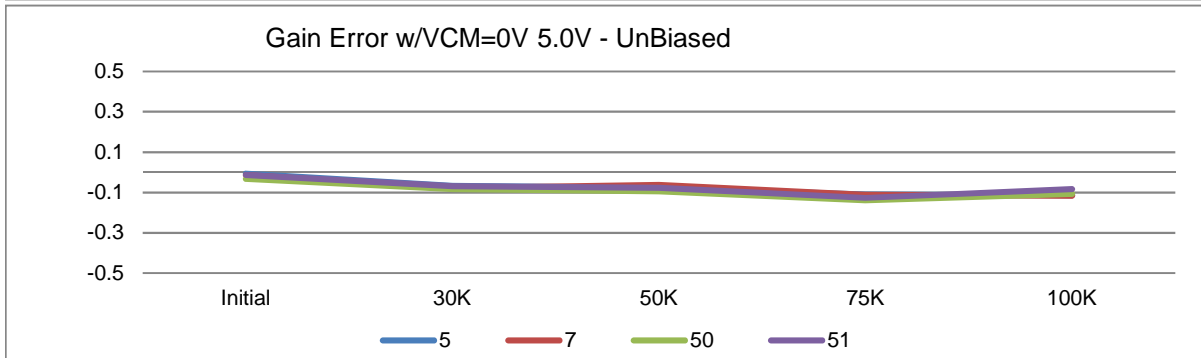
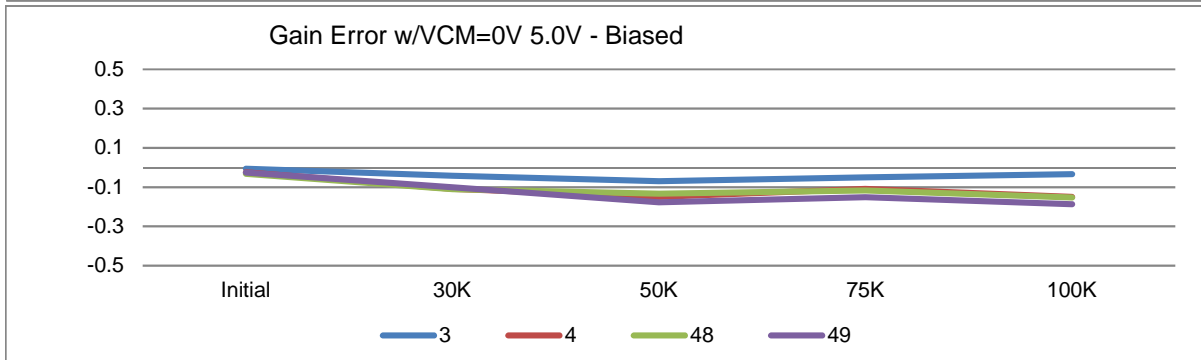
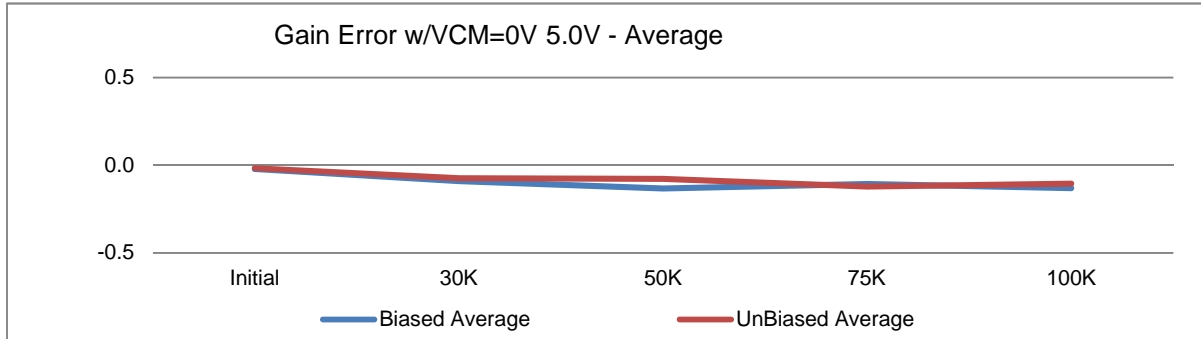
	T# 11	CMRR from 15V to 65V 5.0V					dB
	SN	Initial	30K	50K	75K	100K	Limit
Control	8	121.08882	122.30040	122.04307	122.04341	121.05990	>100
	52	120.45009	120.12637	119.70221	119.79435	120.15417	
Biased	3	119.98757	118.70882	112.87184	114.35751	115.01162	
	4	120.77880	117.54480	117.40724	118.39821	121.16151	
	48	120.34516	116.30519	110.06363	112.67144	111.50546	
	49	121.54233	116.07929	117.84713	114.74639	123.63702	
	Min	119.98757	116.07929	110.06363	112.67144	111.50546	
	Max	121.54233	118.70882	117.84713	118.39821	123.63702	
	Average	120.66347	117.15953	114.54746	115.04339	117.82890	
UnBiased	5	121.36459	118.19720	125.49485	117.14755	116.50742	
	7	118.58847	117.03228	122.51270	113.26507	112.52694	
	50	120.46770	118.02723	122.96213	117.18768	124.81136	
	51	118.81384	119.90364	114.94566	112.99043	113.64188	
	Min	118.58847	117.03228	114.94566	112.99043	112.52694	
	Max	121.36459	119.90364	125.49485	117.18768	124.81136	
	Average	119.80865	118.29009	121.47884	115.14768	116.87190	



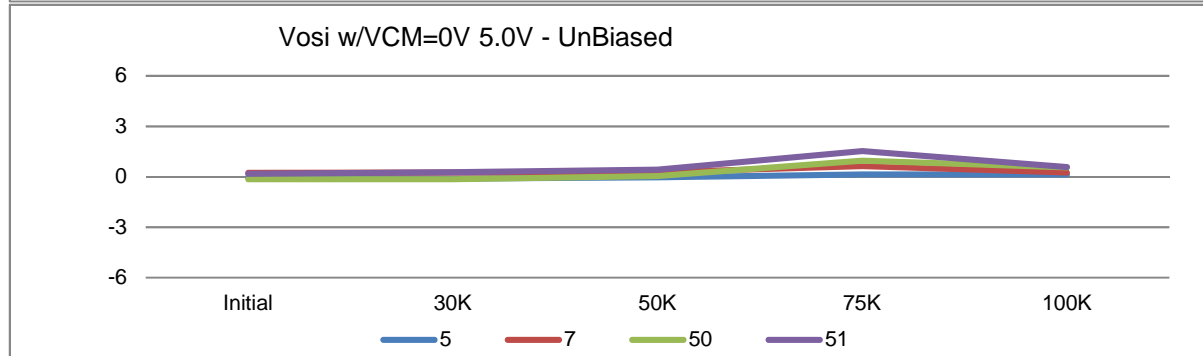
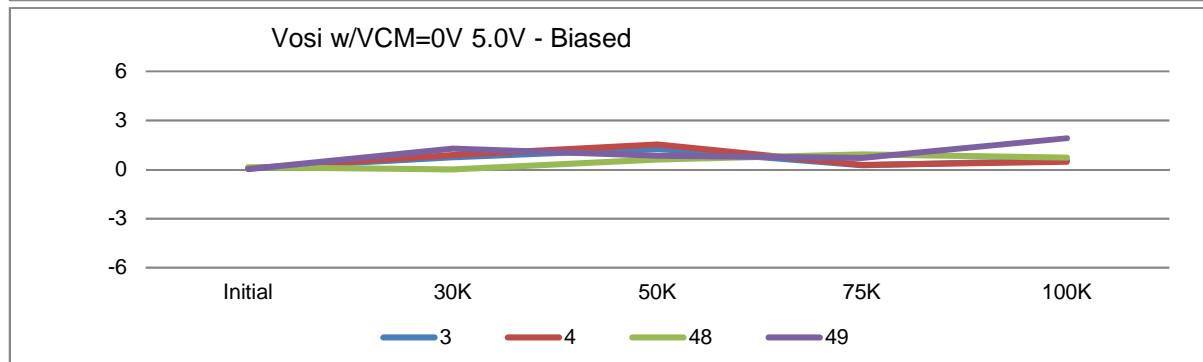
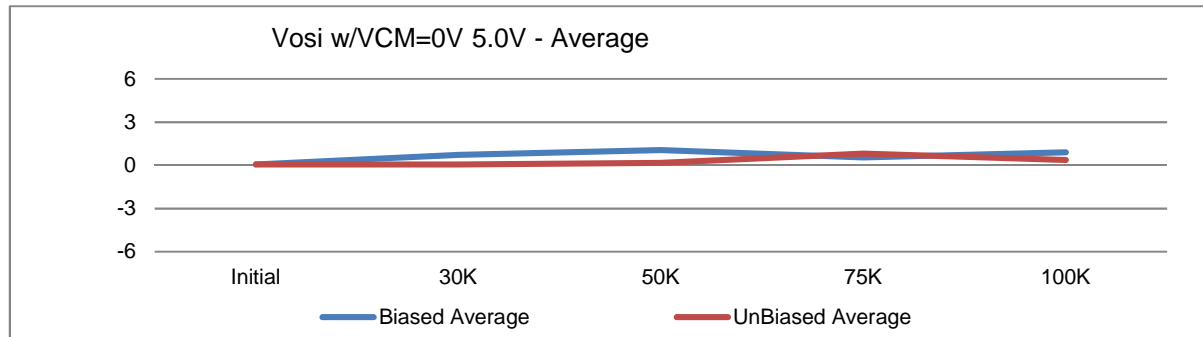
	T# 12	Gain Error w/ VCM=65V 5.0V					%
	SN	Initial	30K	50K	75K	100K	Limit
Control	8	-0.03927	-0.03659	-0.03765	-0.04071	-0.04143	+/-0.5
	52	-0.03528	-0.03251	-0.03147	-0.03962	-0.03117	
Biased	3	-0.01686	-0.06102	-0.10291	-0.03715	-0.07586	
	4	-0.04054	-0.10015	-0.16742	-0.11148	-0.16235	
	48	-0.04203	-0.09966	-0.14535	-0.09552	-0.18671	
	49	-0.03720	-0.11184	-0.20134	-0.13998	-0.14051	
	Min	-0.04203	-0.11184	-0.20134	-0.13998	-0.18671	
	Max	-0.01686	-0.06102	-0.10291	-0.03715	-0.07586	
	Average	-0.03416	-0.09317	-0.15426	-0.09603	-0.14136	
UnBiased	5	-0.02199	-0.06377	-0.07253	-0.13102	-0.11384	
	7	-0.02716	-0.06051	-0.07450	-0.15536	-0.13558	
	50	-0.04530	-0.08746	-0.04497	-0.10022	-0.12970	
	51	-0.02477	-0.08086	-0.10027	-0.09242	-0.07581	
	Min	-0.04530	-0.08746	-0.10027	-0.15536	-0.13558	
	Max	-0.02199	-0.06051	-0.04497	-0.09242	-0.07581	
	Average	-0.02981	-0.07315	-0.07307	-0.11976	-0.11373	



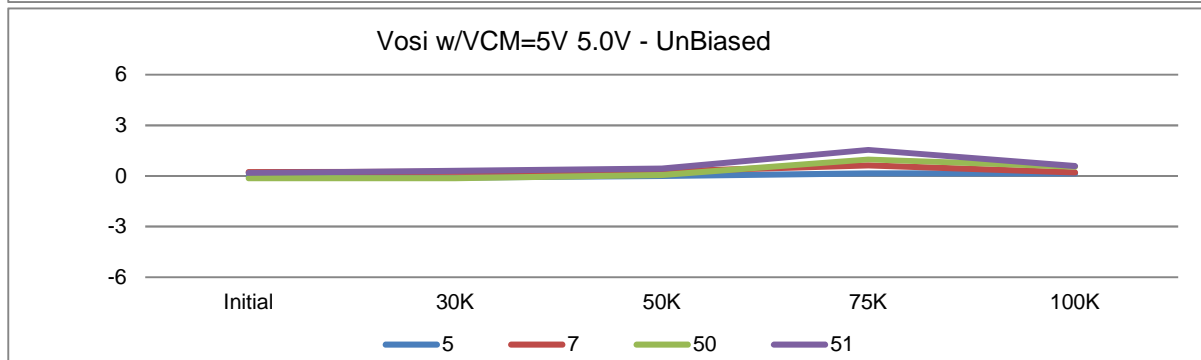
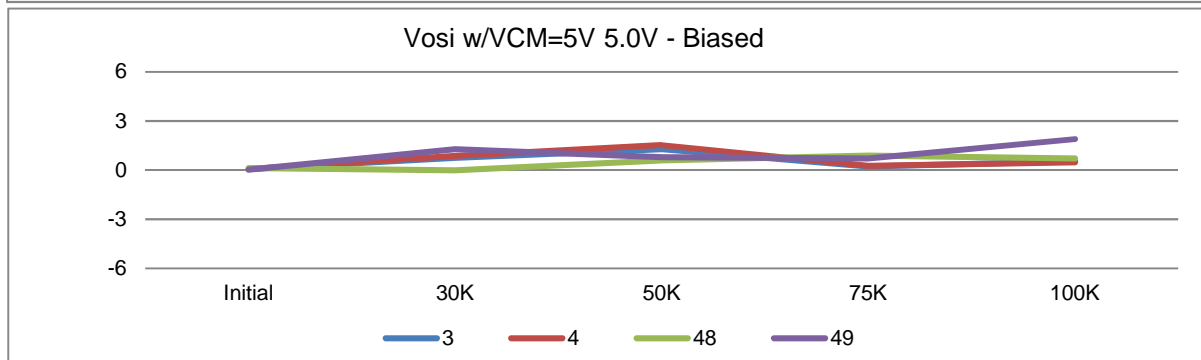
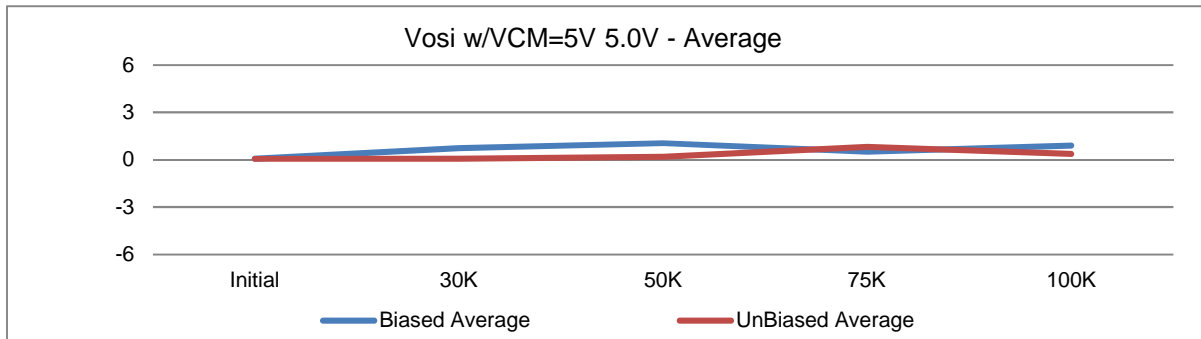
T# 13		Gain Error w/VCM=0V 5.0V					%
SN		Initial	30K	50K	75K	100K	Limit
Control	8	-0.02558	-0.02184	-0.02104	-0.02353	-0.02378	+/-0.5
	52	-0.02246	-0.02213	-0.02068	-0.02707	-0.02040	
Biased	3	-0.00639	-0.04248	-0.07014	-0.04954	-0.03384	
	4	-0.02467	-0.10938	-0.14973	-0.10935	-0.15009	
	48	-0.03229	-0.10971	-0.13379	-0.11686	-0.15329	
	49	-0.02555	-0.10141	-0.17714	-0.15100	-0.18678	
	Min	-0.03229	-0.10971	-0.17714	-0.15100	-0.18678	
	Max	-0.00639	-0.04248	-0.07014	-0.04954	-0.03384	
	Average	-0.02223	-0.09075	-0.13270	-0.10669	-0.13100	
UnBiased	5	-0.00622	-0.06758	-0.07621	-0.10965	-0.11400	
	7	-0.01356	-0.07799	-0.06213	-0.11119	-0.11599	
	50	-0.03310	-0.08317	-0.09360	-0.13924	-0.10689	
	51	-0.01313	-0.06814	-0.07656	-0.12695	-0.08349	
	Min	-0.03310	-0.08317	-0.09360	-0.13924	-0.11599	
	Max	-0.00622	-0.06758	-0.06213	-0.10965	-0.08349	
	Average	-0.01650	-0.07422	-0.07713	-0.12176	-0.10509	



T# 14		Vosi w/VCM=0V 5.0V					mV
SN		Initial	30K	50K	75K	100K	Limit
Control	8	0.06651	0.07625	0.07313	0.05679	0.08540	+/-6
	52	-0.10936	-0.15936	-0.11120	-0.16912	-0.15565	
Biased	3	0.06691	0.74898	1.24584	0.26515	0.54846	
	4	0.07246	0.87462	1.53063	0.26945	0.47690	
	48	0.13333	-0.00033	0.61580	0.92723	0.72300	
	49	0.02467	1.28028	0.84139	0.70785	1.91214	
	Min	0.02467	-0.00033	0.61580	0.26515	0.47690	
	Max	0.13333	1.28028	1.53063	0.92723	1.91214	
	Average	0.07434	0.72589	1.05842	0.54242	0.91513	
UnBiased	5	-0.02285	-0.10739	-0.02116	0.14314	0.13775	
	7	0.23024	0.24944	0.26923	0.62485	0.25062	
	50	-0.13848	-0.14167	0.03917	0.96269	0.55752	
	51	0.17548	0.28001	0.42832	1.52656	0.57546	
	Min	-0.13848	-0.14167	-0.02116	0.14314	0.13775	
	Max	0.23024	0.28001	0.42832	1.52656	0.57546	
	Average	0.06110	0.07010	0.17889	0.81431	0.38034	

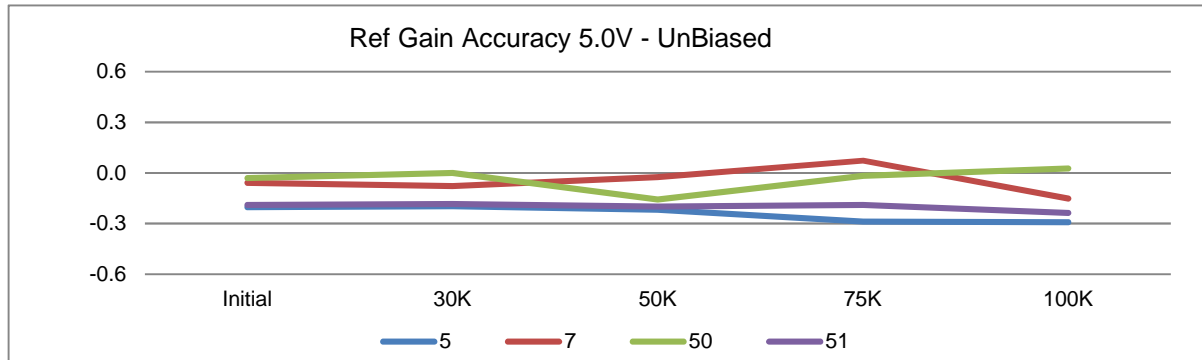
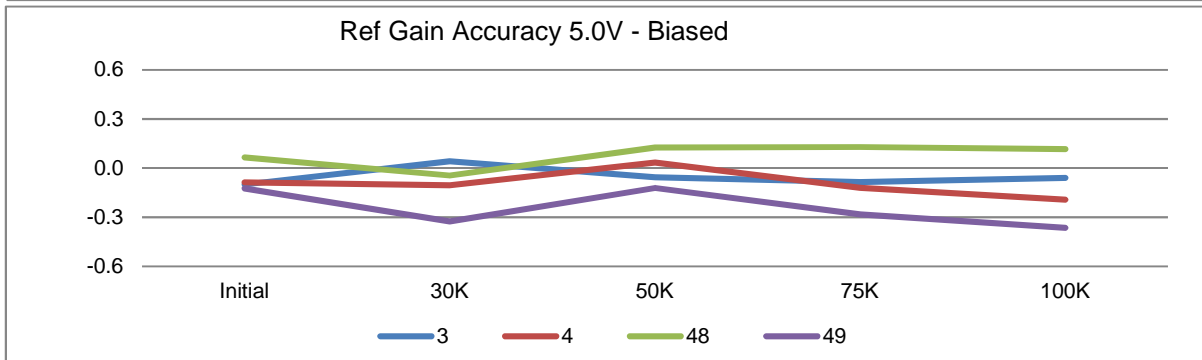
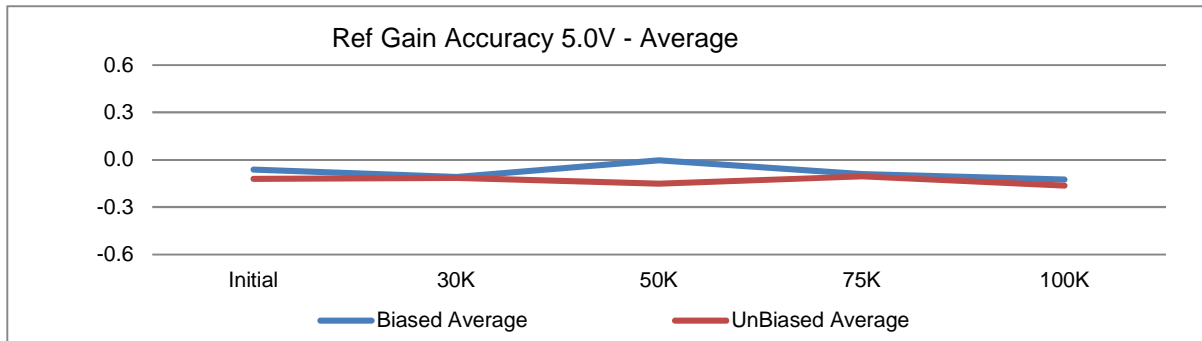


T# 15		Vosi w/VCM=5V 5.0V					mV
SN		Initial	30K	50K	75K	100K	Limit
Control	8	0.06644	0.07421	0.07236	0.05565	0.08395	+/-6
	52	-0.10882	-0.16034	-0.11101	-0.17032	-0.15724	
Biased	3	0.06421	0.75293	1.27985	0.21915	0.53327	
	4	0.07154	0.87824	1.52816	0.25804	0.48620	
	48	0.12919	-0.00502	0.59956	0.89078	0.70671	
	49	0.02434	1.28793	0.80204	0.72210	1.89633	
	Min	0.02434	-0.00502	0.59956	0.21915	0.48620	
	Max	0.12919	1.28793	1.52816	0.89078	1.89633	
	Average	0.07232	0.72852	1.05240	0.52252	0.90563	
UnBiased	5	-0.02401	-0.10518	-0.00298	0.14074	0.14646	
	7	0.23069	0.24899	0.26655	0.62284	0.20235	
	50	-0.13914	-0.13493	0.05501	0.97071	0.54148	
	51	0.17361	0.29491	0.42522	1.53988	0.57977	
	Min	-0.13914	-0.13493	-0.00298	0.14074	0.14646	
	Max	0.23069	0.29491	0.42522	1.53988	0.57977	
	Average	0.06029	0.07595	0.18595	0.81854	0.36752	

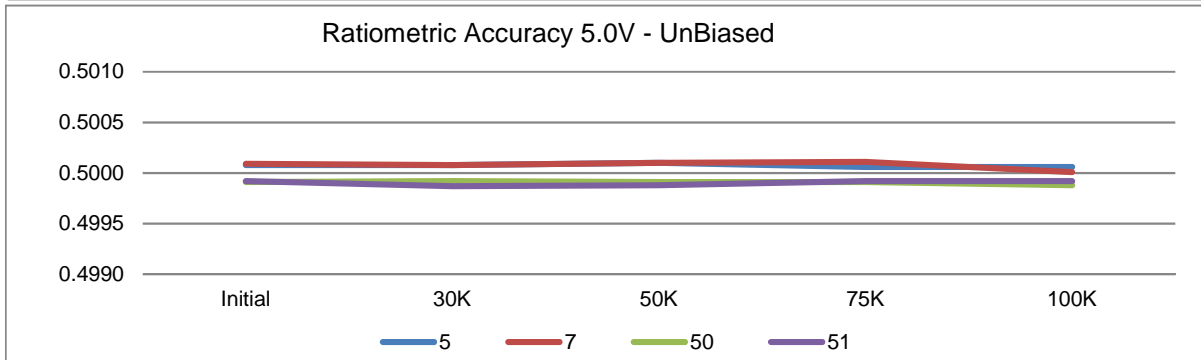
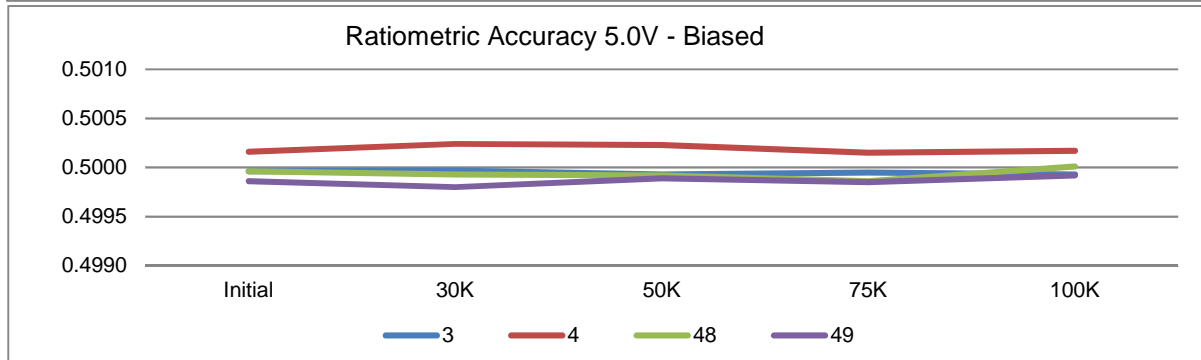
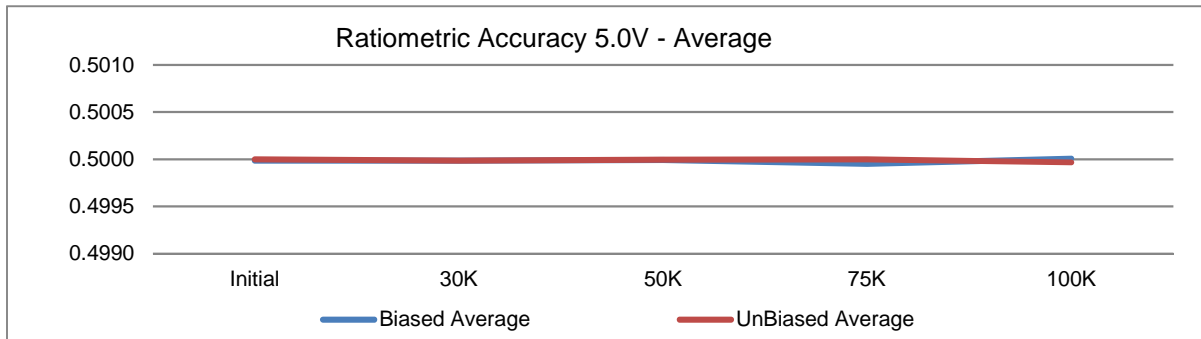




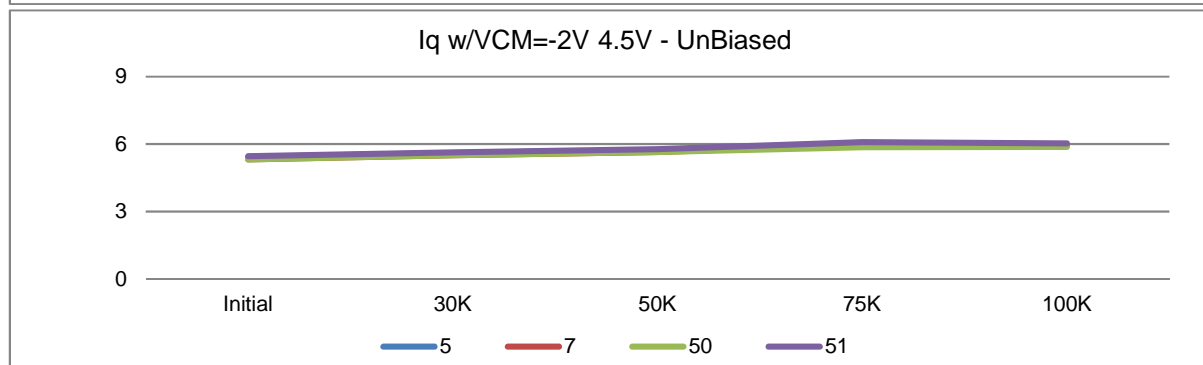
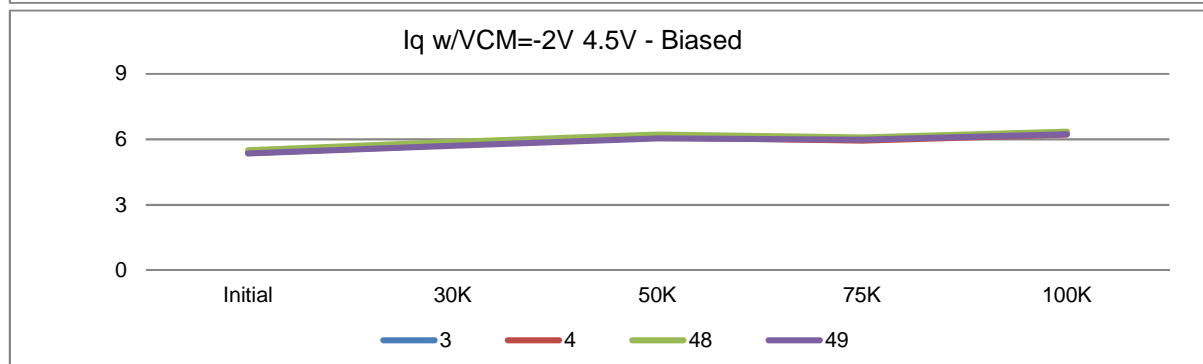
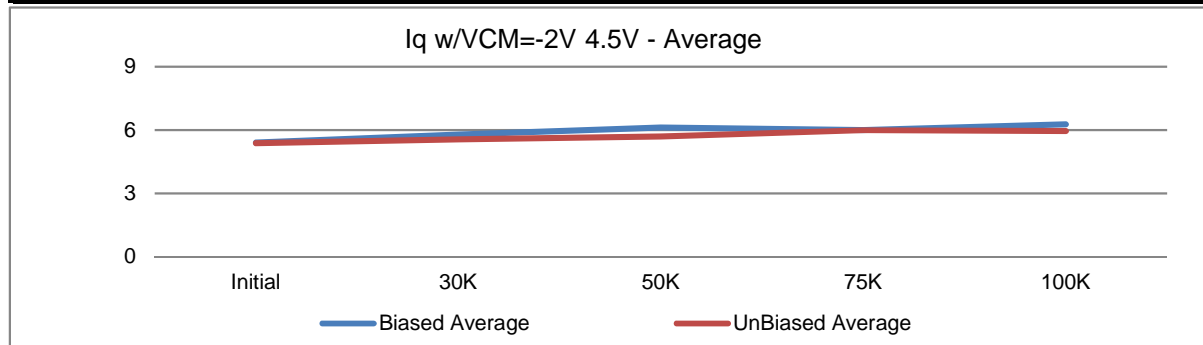
	T# 16	Ref Gain Accuracy 5.0V					mV/V
	SN	Initial	30K	50K	75K	100K	Limit
Control	8	-0.05746	-0.03023	-0.04150	-0.03990	-0.05566	+/-0.6
	52	-0.14995	-0.16204	-0.16127	-0.15950	-0.16075	
Biased	3	-0.09973	0.04217	-0.05543	-0.08540	-0.05873	
	4	-0.08730	-0.10404	0.03425	-0.12021	-0.19268	
	48	0.06639	-0.04515	0.12612	0.12900	0.11623	
	49	-0.12379	-0.32562	-0.12078	-0.28141	-0.36480	
	Min	-0.12379	-0.32562	-0.12078	-0.28141	-0.36480	
	Max	0.06639	0.04217	0.12612	0.12900	0.11623	
	Average	-0.06111	-0.10816	-0.00396	-0.08951	-0.12500	
UnBiased	5	-0.20407	-0.19792	-0.21797	-0.28892	-0.29256	
	7	-0.05890	-0.07863	-0.02505	0.07256	-0.15188	
	50	-0.03164	-0.00041	-0.15756	-0.01676	0.02633	
	51	-0.19039	-0.18487	-0.20044	-0.19019	-0.23705	
	Min	-0.20407	-0.19792	-0.21797	-0.28892	-0.29256	
	Max	-0.03164	-0.00041	-0.02505	0.07256	0.02633	
	Average	-0.12125	-0.11546	-0.15026	-0.10583	-0.16379	



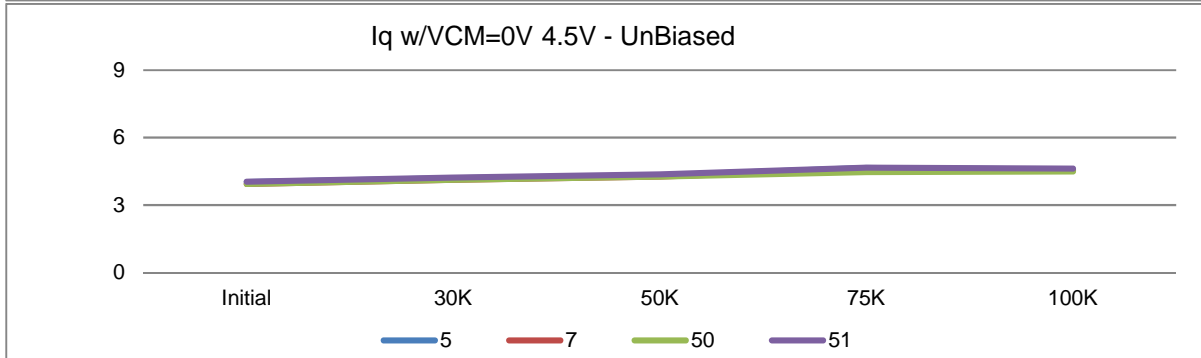
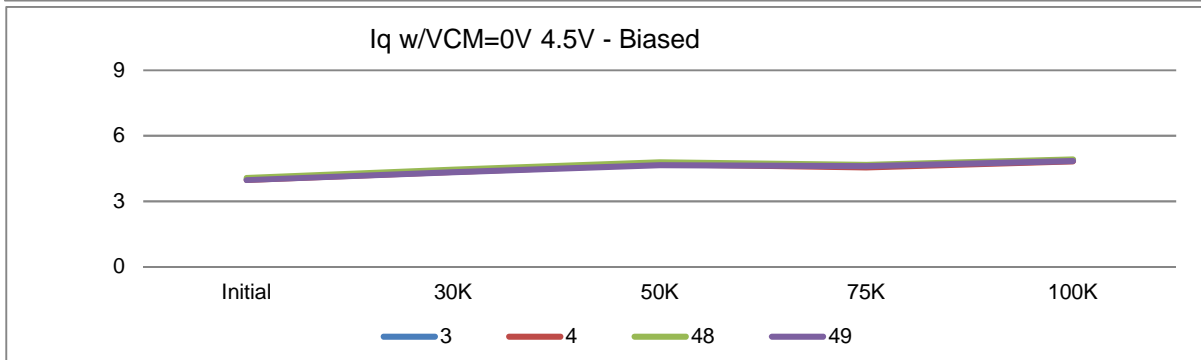
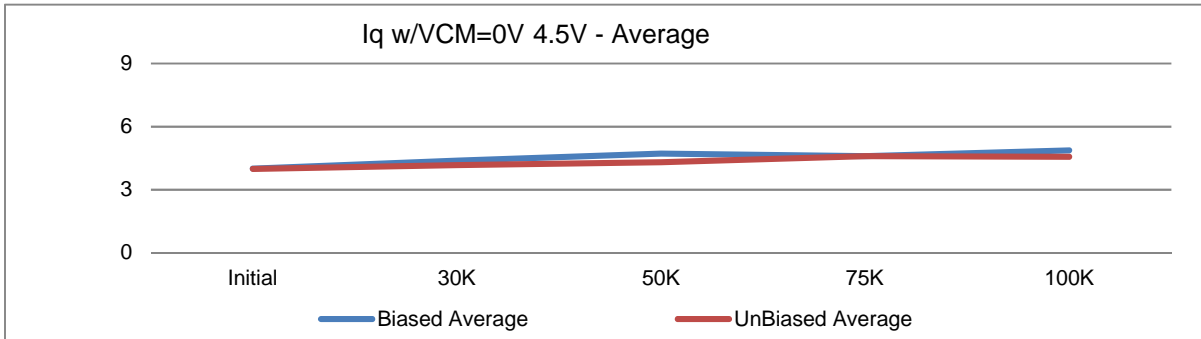
T# 17		Ratiometric Accuracy 5.0V					V/V
SN		Initial	30K	50K	75K	100K	Limit
Control	8	0.49996	0.49995	0.49996	0.49997	0.49997	>.499
	52	0.49999	0.49999	0.49999	0.49998	0.49998	<.501
Biased	3	0.49996	0.49997	0.49993	0.49995	0.49993	
	4	0.50016	0.50024	0.50023	0.50015	0.50017	
	48	0.49996	0.49993	0.49992	0.49986	0.50001	
	49	0.49986	0.49980	0.49989	0.49985	0.49992	
	Min	0.49986	0.49980	0.49989	0.49985	0.49992	
	Max	0.50016	0.50024	0.50023	0.50015	0.50017	
	Average	0.49999	0.49999	0.49999	0.49995	0.50001	
UnBiased	5	0.50008	0.50008	0.50010	0.50006	0.50006	
	7	0.50009	0.50008	0.50010	0.50011	0.50001	
	50	0.49991	0.49992	0.49991	0.49991	0.49988	
	51	0.49992	0.49987	0.49988	0.49992	0.49992	
	Min	0.49991	0.49987	0.49988	0.49991	0.49988	
	Max	0.50009	0.50008	0.50010	0.50011	0.50006	
	Average	0.50000	0.49999	0.50000	0.50000	0.49997	



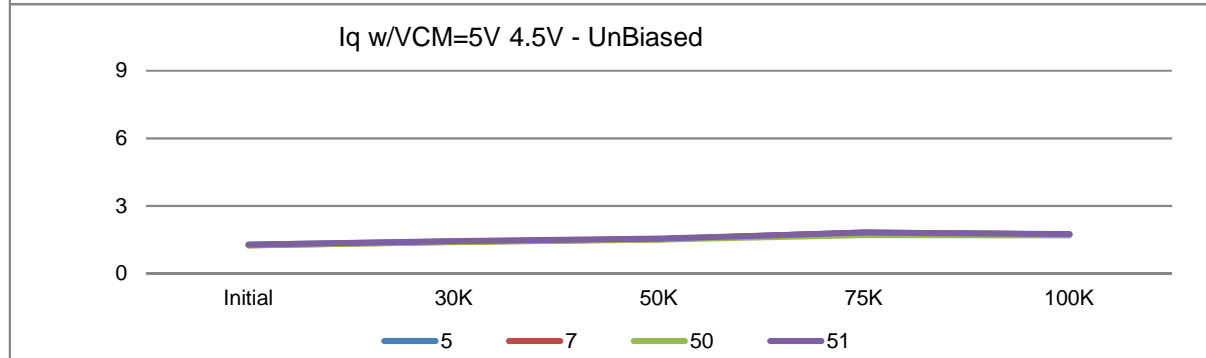
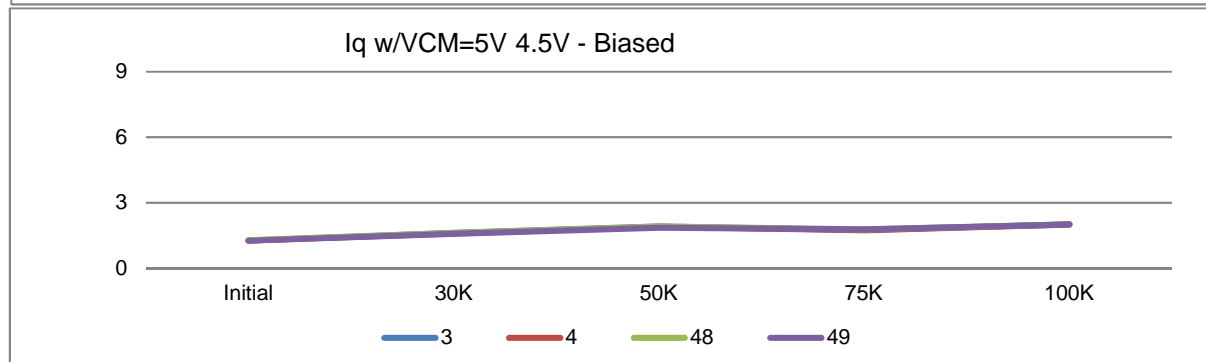
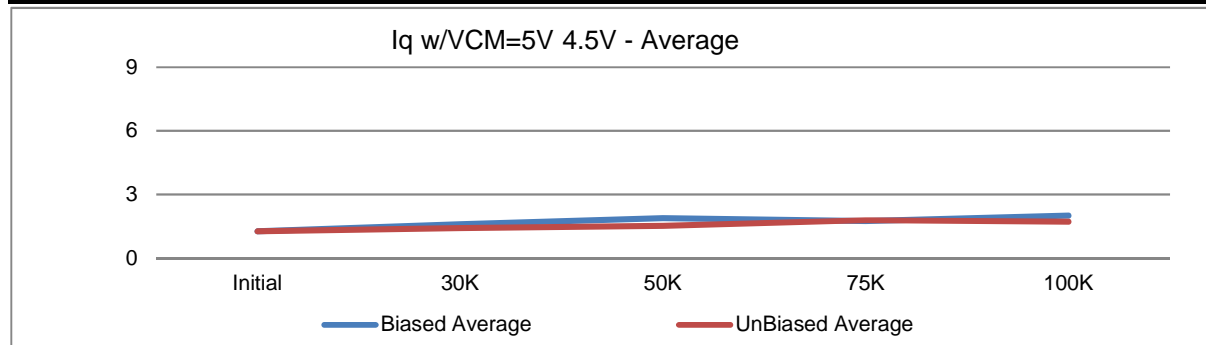
T# 18		Iq w/VCM=-2V 4.5V					mA
SN		Initial	30K	50K	75K	100K	Limit
Control	8	5.38554	5.39417	5.39979	5.38123	5.38827	<9
	52	5.49701	5.50629	5.51768	5.48245	5.50486	
Biased	3	5.42141	5.81125	6.15325	5.99176	6.28961	
	4	5.36888	5.74590	6.09623	5.94883	6.22683	
	48	5.50277	5.88237	6.22181	6.08978	6.35432	
	49	5.36119	5.71643	6.04433	5.99368	6.23772	
	Min	5.36119	5.71643	6.04433	5.94883	6.22683	
	Max	5.50277	5.88237	6.22181	6.08978	6.35432	
	Average	5.41356	5.78899	6.12891	6.00601	6.27712	
UnBiased	5	5.44383	5.61136	5.73167	6.06671	5.98916	
	7	5.32211	5.50821	5.64966	5.97190	5.91229	
	50	5.31955	5.50949	5.65479	5.85722	5.87834	
	51	5.46113	5.63955	5.78165	6.08529	6.03529	
	Min	5.31955	5.50821	5.64966	5.85722	5.87834	
	Max	5.46113	5.63955	5.78165	6.08529	6.03529	
	Average	5.38666	5.56715	5.70444	5.99528	5.95377	



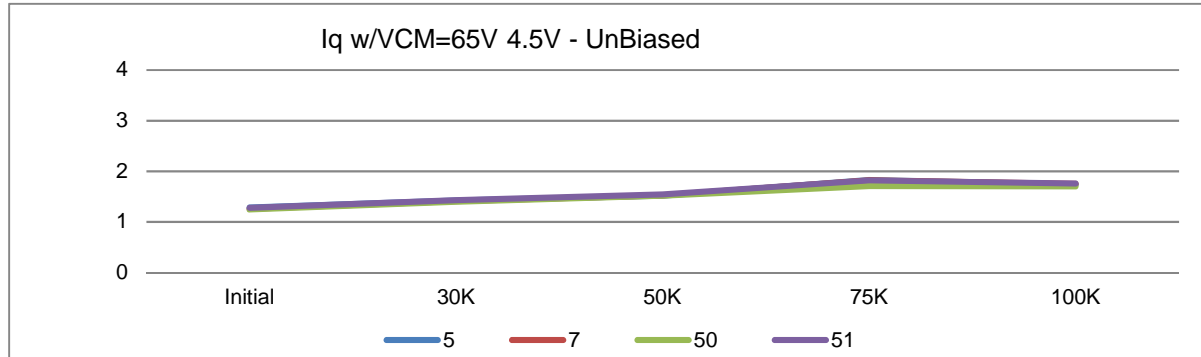
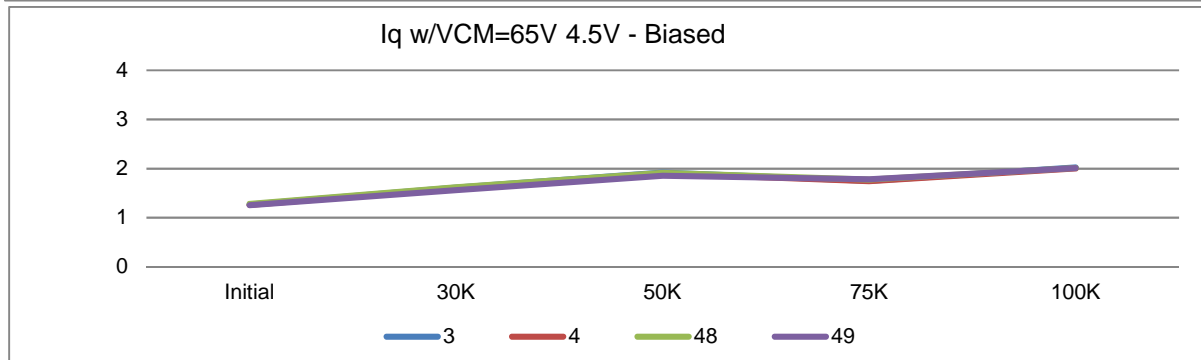
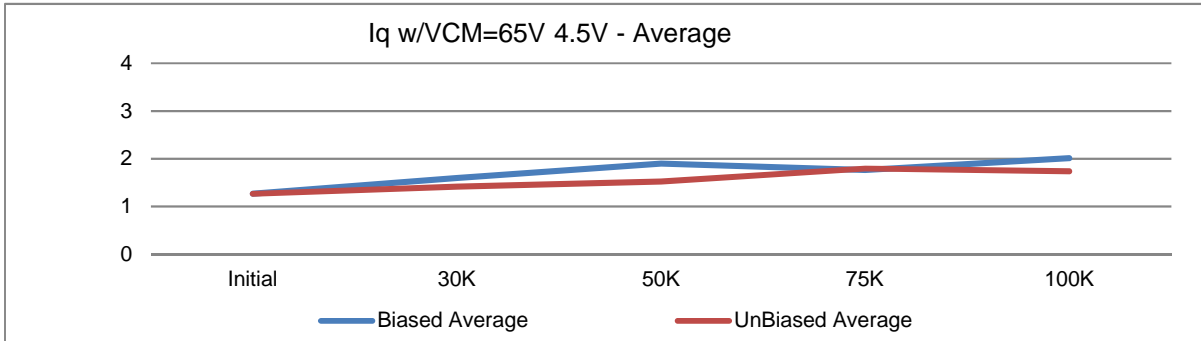
T# 19		Iq w/VCM=0V 4.5V					mA
SN		Initial	30K	50K	75K	100K	Limit
Control	8	3.98960	3.99173	3.99922	3.98207	3.98788	<9
	52	4.07096	4.07566	4.08700	4.05382	4.07564	
Biased	3	4.01586	4.40624	4.74628	4.58427	4.88602	
	4	3.97999	4.35307	4.70271	4.55736	4.83477	
	48	4.07480	4.45109	4.79369	4.66371	4.92190	
	49	3.97166	4.32488	4.65722	4.60797	4.85015	
	Min	3.97166	4.32488	4.65722	4.55736	4.83477	
	Max	4.07480	4.45109	4.79369	4.66371	4.92190	
	Average	4.01058	4.38382	4.72498	4.60333	4.87321	
UnBiased	5	4.03636	4.20507	4.32342	4.65730	4.58045	
	7	3.94731	4.12947	4.27280	4.59644	4.53817	
	50	3.94283	4.12627	4.27024	4.47664	4.50037	
	51	4.04661	4.22493	4.36762	4.66627	4.62209	
	Min	3.94283	4.12627	4.27024	4.47664	4.50037	
	Max	4.04661	4.22493	4.36762	4.66627	4.62209	
	Average	3.99328	4.17144	4.30852	4.59916	4.56027	



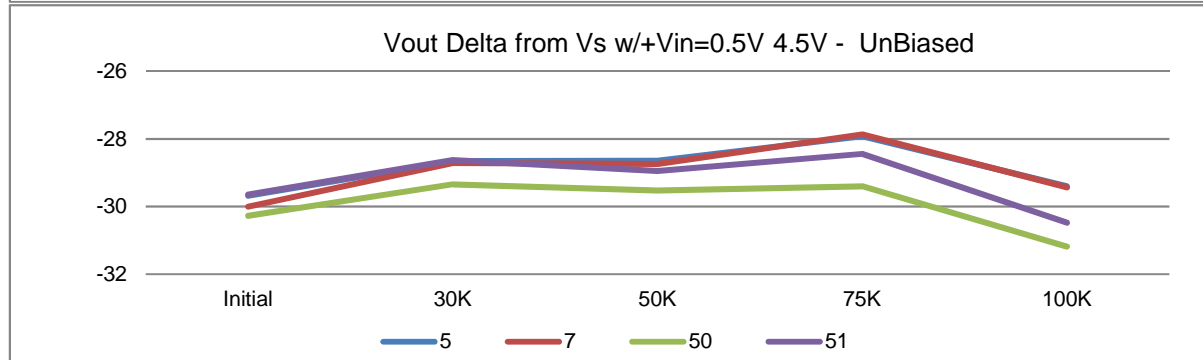
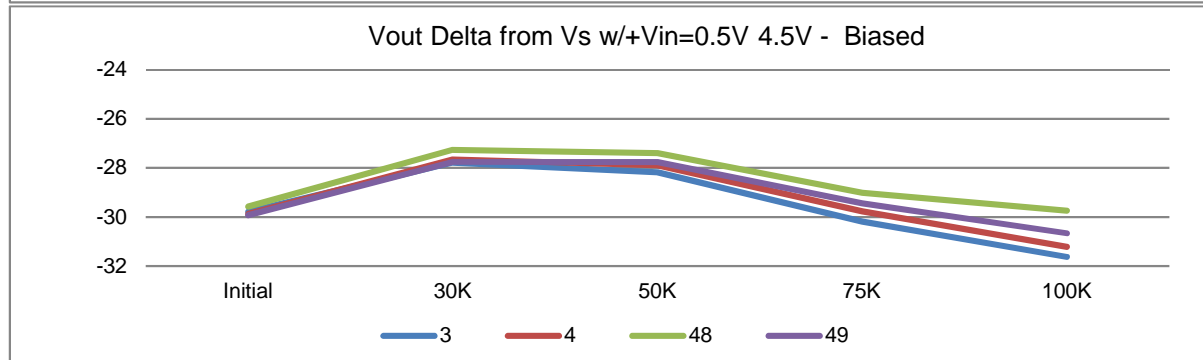
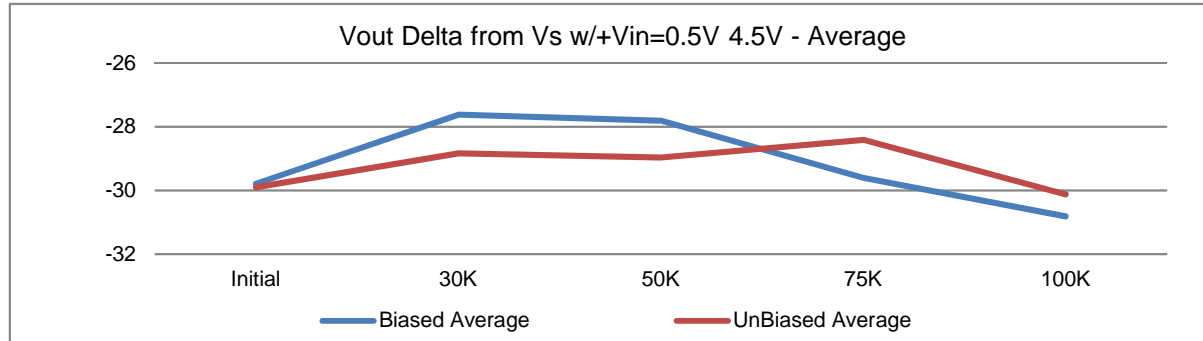
T# 20		Iq w/VCM=5V 4.5V					mA
SN		Initial	30K	50K	75K	100K	Limit
Control	8	1.25409	1.25475	1.26151	1.25230	1.25949	<9
	52	1.28228	1.28358	1.29483	1.27216	1.29280	
Biased	3	1.26562	1.61097	1.91182	1.74111	2.01350	
	4	1.25665	1.59175	1.89517	1.73919	1.99556	
	48	1.28292	1.61738	1.90478	1.76994	2.00325	
	49	1.25409	1.56612	1.84775	1.77506	2.00069	
	Min	1.25409	1.56612	1.84775	1.73919	1.99556	
	Max	1.28292	1.61738	1.91182	1.77506	2.01350	
	Average	1.26482	1.59656	1.88988	1.75633	2.00325	
UnBiased	5	1.28228	1.42069	1.51587	1.82631	1.73547	
	7	1.25409	1.40723	1.52292	1.81542	1.73803	
	50	1.24064	1.39762	1.50946	1.70075	1.69511	
	51	1.27843	1.42838	1.54150	1.81094	1.74572	
	Min	1.24064	1.39762	1.50946	1.70075	1.69511	
	Max	1.28228	1.42838	1.54150	1.82631	1.74572	
	Average	1.26386	1.41348	1.52244	1.78836	1.72858	



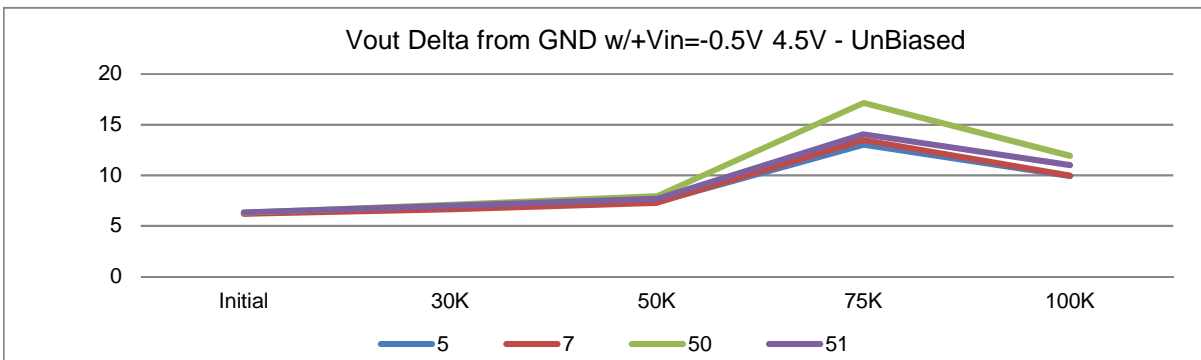
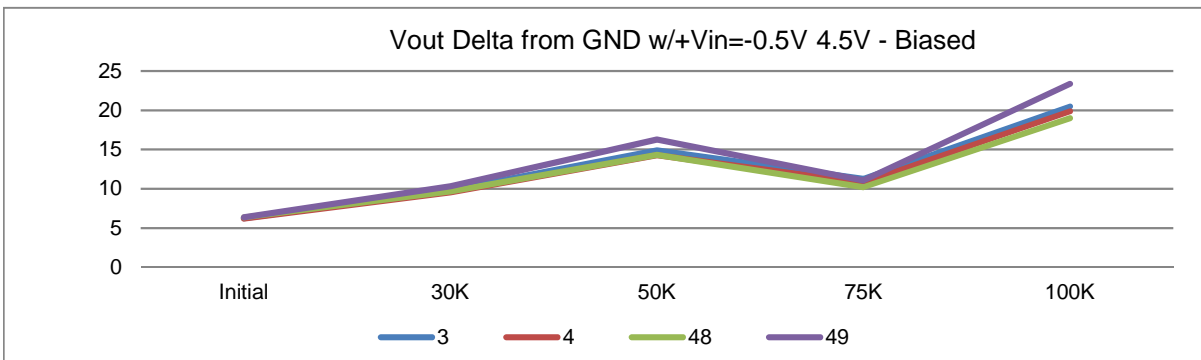
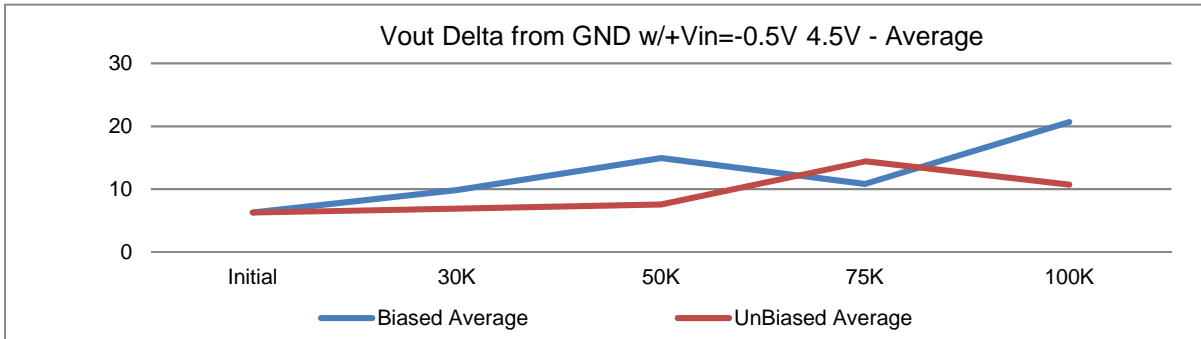
T# 21		Iq w/VCM=65V 4.5V					mA
SN		Initial	30K	50K	75K	100K	Limit
Control	8	1.25473	1.25603	1.26215	1.25294	1.26013	<4
	52	1.28228	1.28550	1.29355	1.27408	1.28896	
Biased	3	1.26754	1.61289	1.91631	1.75072	2.02311	
	4	1.25921	1.59623	1.90029	1.74495	2.00004	
	48	1.28420	1.61674	1.91118	1.77634	2.01350	
	49	1.25409	1.56356	1.85352	1.78339	2.01093	
	Min	1.25409	1.56356	1.85352	1.74495	2.00004	
	Max	1.28420	1.61674	1.91631	1.78339	2.02311	
	Average	1.26626	1.59736	1.89533	1.76385	2.01190	
UnBiased	5	1.28356	1.42197	1.51843	1.82824	1.73867	
	7	1.25537	1.41108	1.52292	1.82119	1.74956	
	50	1.24256	1.39698	1.51523	1.70844	1.70216	
	51	1.27971	1.43030	1.54150	1.81863	1.75597	
	Min	1.24256	1.39698	1.51523	1.70844	1.70216	
	Max	1.28356	1.43030	1.54150	1.82824	1.75597	
	Average	1.26530	1.41508	1.52452	1.79413	1.73659	



	T# 22	Vout Delta from Vs w/+Vin=0.5V 4.5V					mV
	SN	Initial	30K	50K	75K	100K	Limit
Control	8	-29.63602	-29.62982	-29.70709	-29.57135	-29.59717	
	52	-29.66165	-29.69379	-29.65591	-29.61612	-29.63555	
Biased	3	-29.78340	-27.78755	-28.17824	-30.19181	-31.62465	
	4	-29.87310	-27.65322	-27.89038	-29.76324	-31.21527	
	48	-29.57835	-27.26302	-27.39782	-29.01485	-29.74406	
	49	-29.92437	-27.75557	-27.76884	-29.44342	-30.66517	
	Min	-29.92437	-27.78755	-28.17824	-30.19181	-31.62465	
	Max	-29.57835	-27.26302	-27.39782	-29.01485	-29.74406	
	Average	-29.78981	-27.61484	-27.80882	-29.60333	-30.81229	
UnBiased	5	-29.68087	-28.65111	-28.64521	-27.92103	-29.39865	
	7	-30.00126	-28.70869	-28.73476	-27.86346	-29.43063	
	50	-30.27039	-29.34197	-29.52798	-29.39864	-31.18329	
	51	-29.64883	-28.62553	-28.94586	-28.43915	-30.47967	
	Min	-30.27039	-29.34197	-29.52798	-29.39864	-31.18329	
	Max	-29.64883	-28.62553	-28.64521	-27.86346	-29.39865	
	Average	-29.90034	-28.83183	-28.96345	-28.40557	-30.12306	

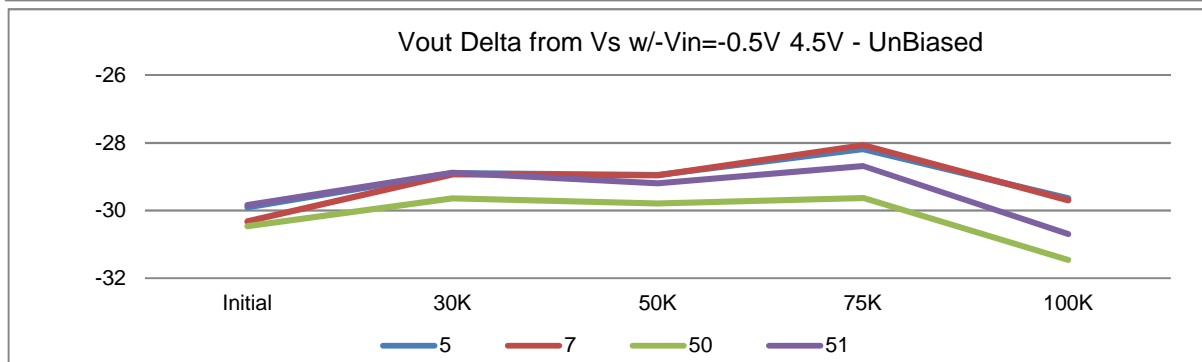
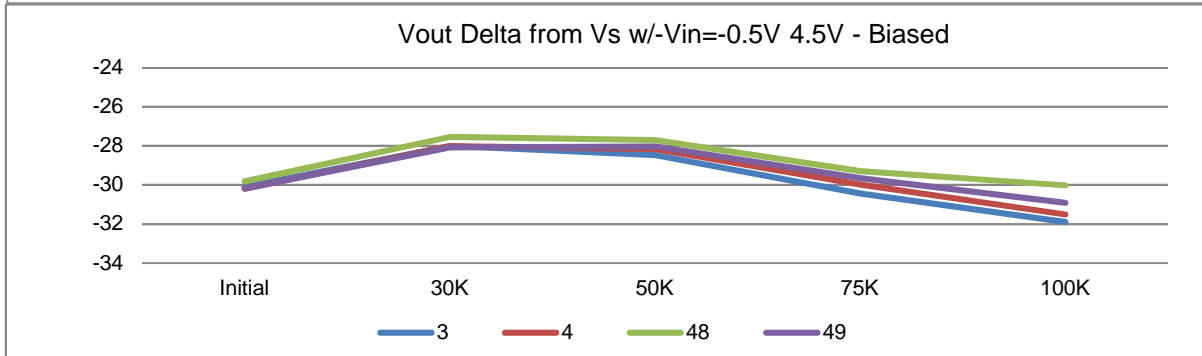
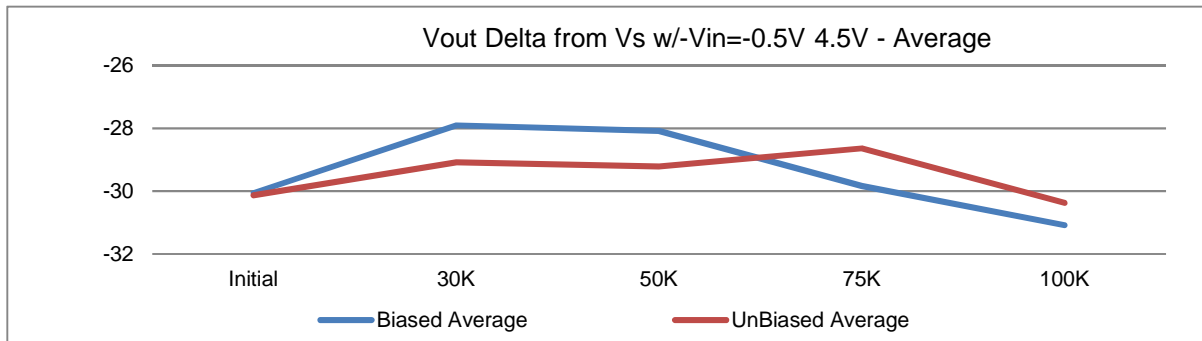


T# 23		Vout Delta from GND w/+Vin=-0.5V 4.5V					mV
SN		Initial	30K	50K	75K	100K	Limit
Control	8	6.15148	6.17928	6.16019	6.14071	6.15995	
	52	6.32449	6.33280	6.33291	6.29423	6.32626	
Biased	3	6.24118	9.86381	14.91112	11.26436	20.48182	
	4	6.20274	9.57596	14.27783	10.77822	19.86775	
	48	6.36934	9.66551	14.30981	10.19613	19.00422	
	49	6.37575	10.34357	16.28005	11.07246	23.36028	
	Min	6.20274	9.57596	14.27783	10.19613	19.00422	
	Max	6.37575	10.34357	16.28005	11.26436	23.36028	
	Average	6.29725	9.86221	14.94470	10.82779	20.67852	
UnBiased	5	6.23478	6.86373	7.36920	13.02342	9.92108	
	7	6.20274	6.65264	7.26685	13.47758	9.94667	
	50	6.31167	7.08122	7.94492	17.14281	11.93600	
	51	6.34371	6.98527	7.68904	14.05327	11.01490	
	Min	6.20274	6.65264	7.26685	13.02342	9.92108	
	Max	6.34371	7.08122	7.94492	17.14281	11.93600	
	Average	6.27323	6.89572	7.56750	14.42427	10.70466	

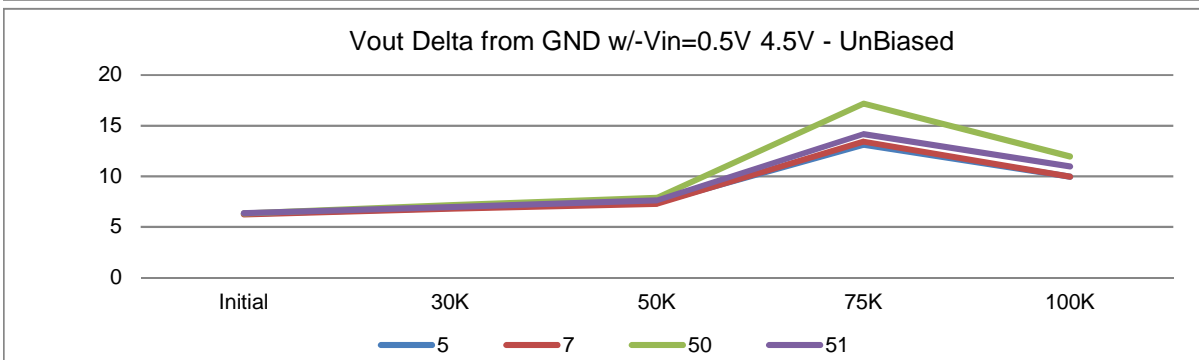
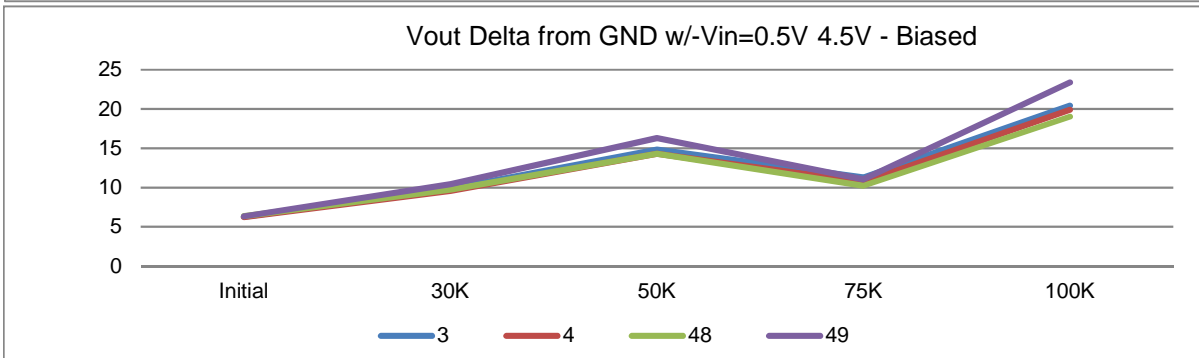
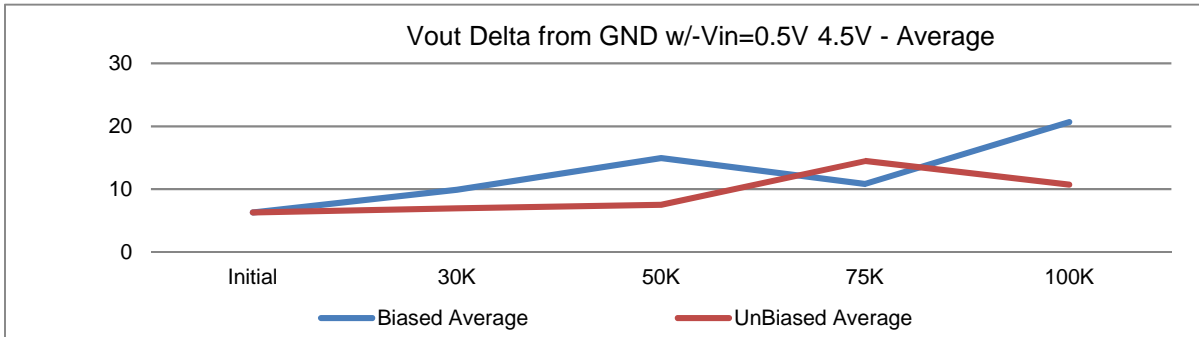




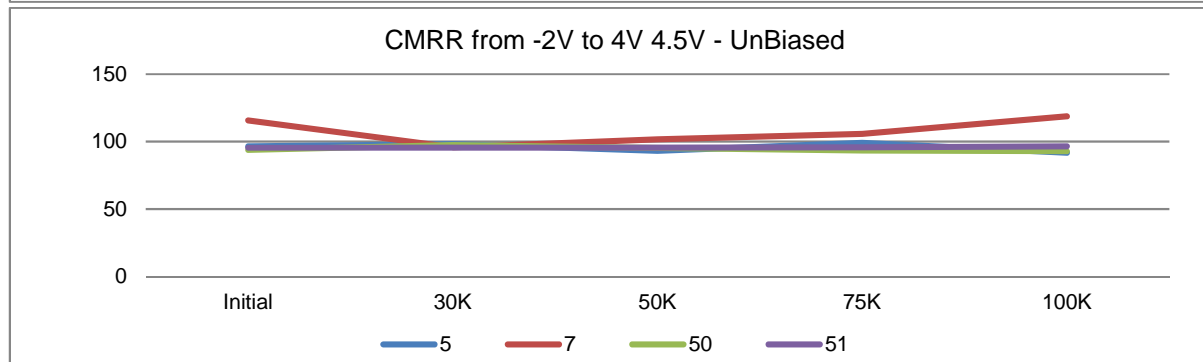
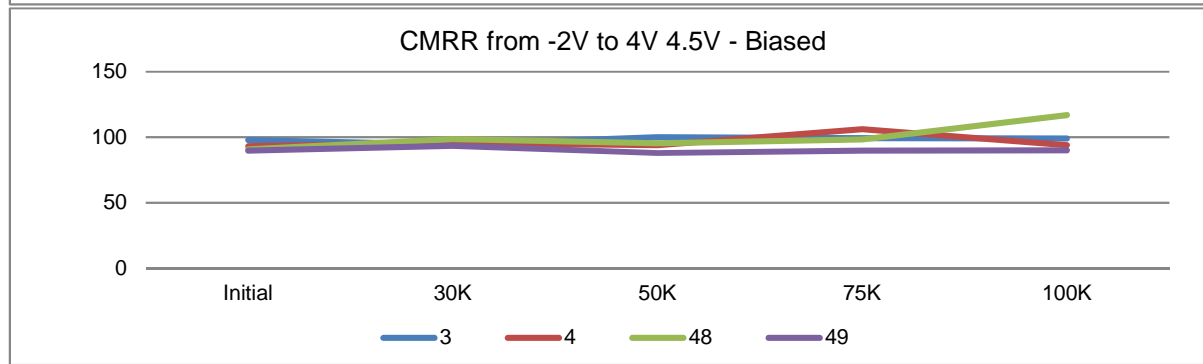
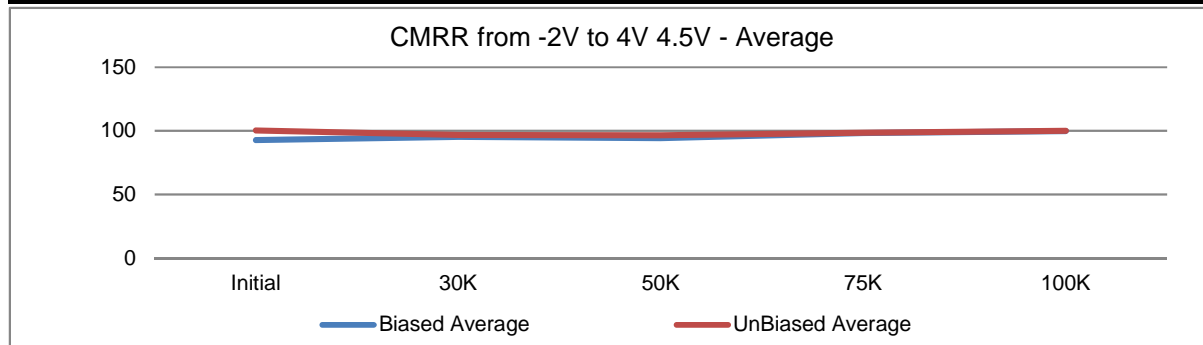
T# 24		Vout Delta from Vs w/-Vin=-0.5V 4.5V					mV
SN		Initial	30K	50K	75K	100K	Limit
Control	8	-29.87310	-29.89848	-29.93098	-29.82721	-29.85304	
	52	-30.00767	-29.93686	-29.95017	-29.78243	-29.87223	
Biased	3	-30.09097	-28.00504	-28.47889	-30.44128	-31.89331	
	4	-30.18709	-28.00504	-28.15904	-29.97433	-31.50951	
	48	-29.80903	-27.54447	-27.69847	-29.28350	-30.01911	
	49	-30.16786	-28.07541	-28.02471	-29.65450	-30.91463	
	Min	-30.18709	-28.07541	-28.47889	-30.44128	-31.89331	
	Max	-29.80903	-27.54447	-27.69847	-29.28350	-30.01911	
	Average	-30.06374	-27.90749	-28.09028	-29.83840	-31.08414	
UnBiased	5	-29.90514	-28.89419	-28.94586	-28.18329	-29.63532	
	7	-30.32165	-28.92618	-28.95226	-28.06176	-29.69289	
	50	-30.46262	-29.63622	-29.79025	-29.62892	-31.45834	
	51	-29.83466	-28.88140	-29.18894	-28.68222	-30.69715	
	Min	-30.46262	-29.63622	-29.79025	-29.62892	-31.45834	
	Max	-29.83466	-28.88140	-28.94586	-28.06176	-29.63532	
	Average	-30.13102	-29.08450	-29.21933	-28.63905	-30.37093	



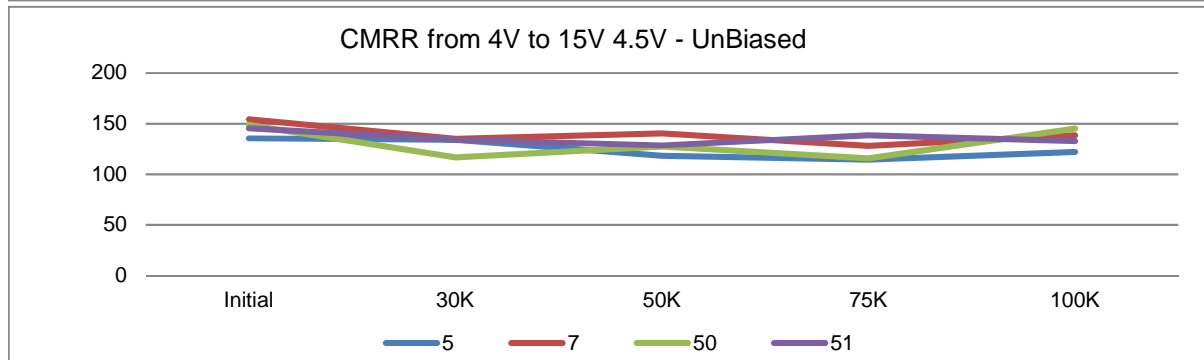
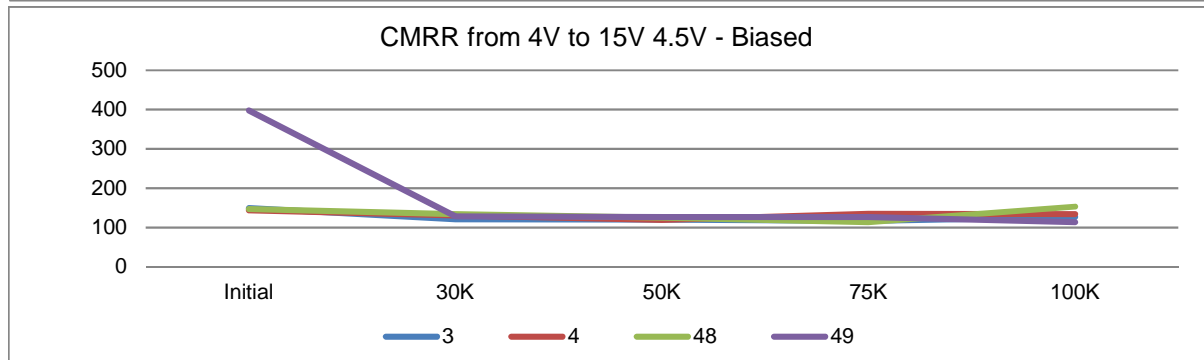
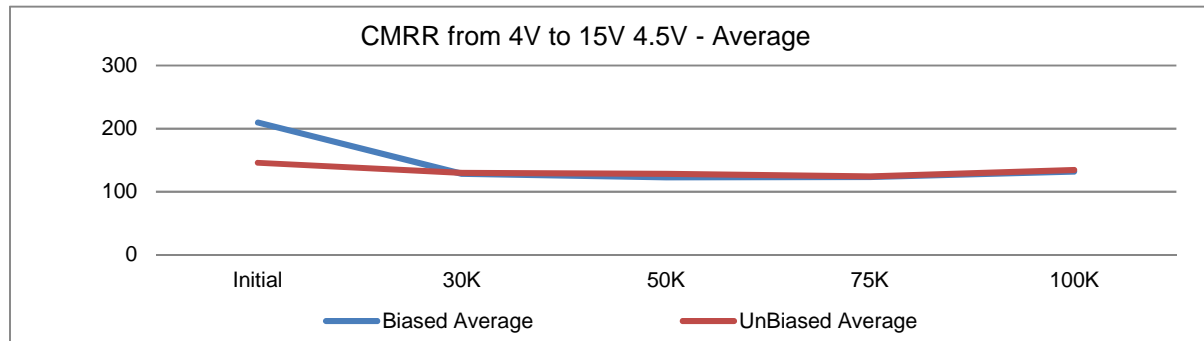
T# 25		Vout Delta from GND w/-Vin=0.5V 4.5V					mV
SN		Initial	30K	50K	75K	100K	Limit
Control	8	6.19633	6.19207	6.19218	6.16629	6.15355	
	52	6.43983	6.35839	6.38408	6.37738	6.28788	
Biased	3	6.27963	9.87021	14.84715	11.27715	20.42425	
	4	6.23478	9.56316	14.31621	10.71426	19.89334	
	48	6.36293	9.72948	14.28422	10.22812	19.02341	
	49	6.33089	10.43952	16.30563	11.03408	23.36668	
	Min	6.23478	9.56316	14.28422	10.22812	19.02341	
	Max	6.36293	10.43952	16.30563	11.27715	23.36668	
	Average	6.30206	9.90059	14.93830	10.81340	20.67692	
UnBiased	5	6.29245	6.86373	7.38839	13.11937	9.94667	
	7	6.23478	6.79976	7.27325	13.42640	9.95946	
	50	6.32449	7.16438	7.88095	17.17479	11.96159	
	51	6.36293	6.95328	7.61868	14.16201	10.97652	
	Min	6.23478	6.79976	7.27325	13.11937	9.94667	
	Max	6.36293	7.16438	7.88095	17.17479	11.96159	
	Average	6.30366	6.94529	7.54032	14.47064	10.71106	



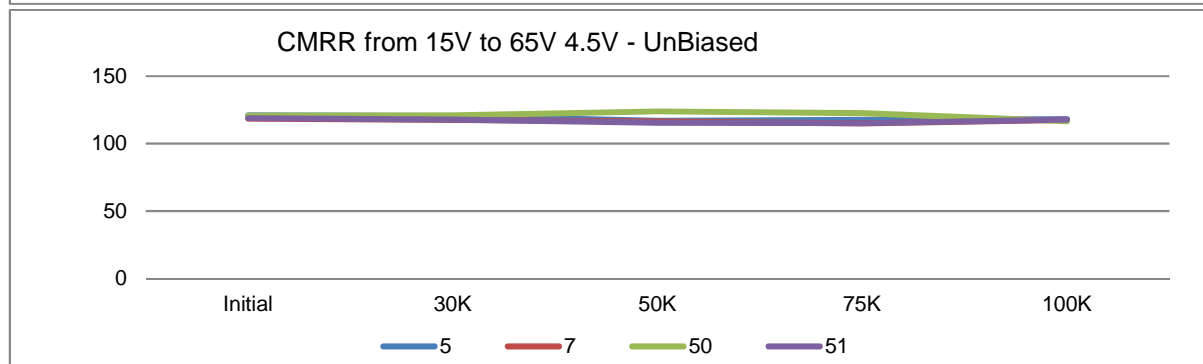
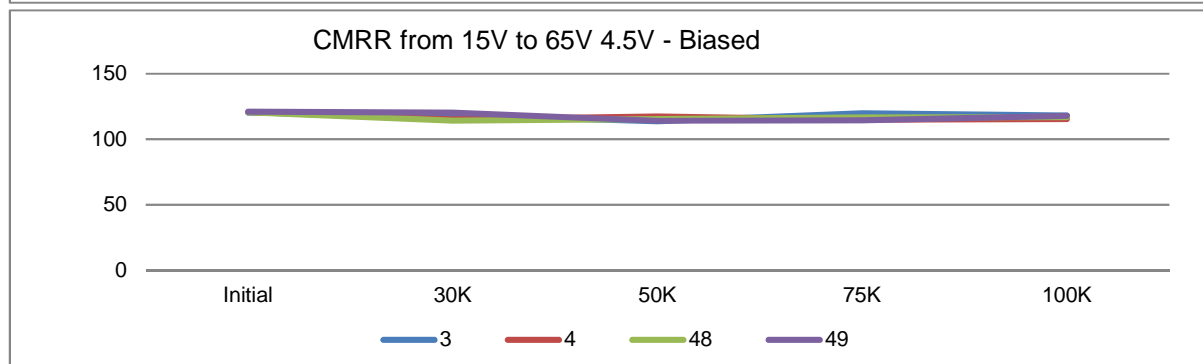
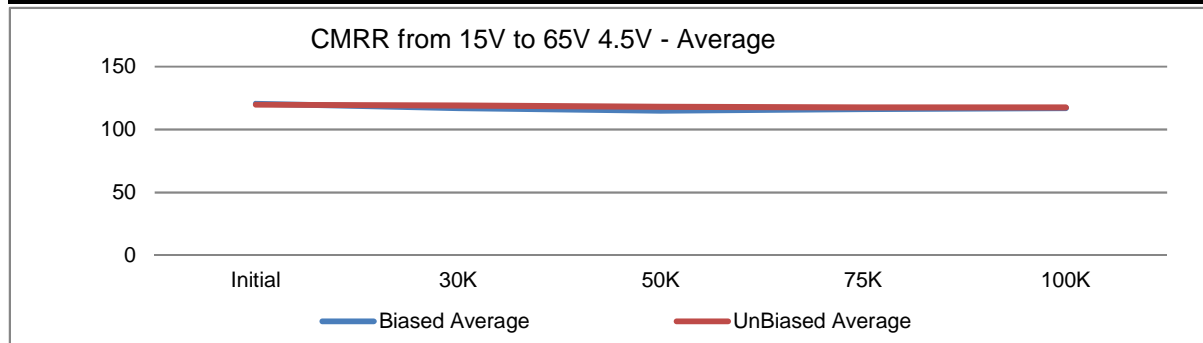
	T# 26	CMRR from -2V to 4V 4.5V					dB
	SN	Initial	30K	50K	75K	100K	Limit
Control	8	107.09057	101.24133	100.81614	107.61908	97.76742	>80
	52	95.71265	102.29558	93.99939	107.19347	100.84627	
Biased	3	97.71004	94.26503	99.99464	99.29440	99.09919	
	4	93.03619	95.64380	93.92487	106.08459	93.86208	
	48	90.63861	98.59992	95.24963	98.26593	116.89842	
	49	89.59966	93.30671	87.85114	89.60446	89.91054	
	Min	89.59966	93.30671	87.85114	89.60446	89.91054	
	Max	97.71004	98.59992	99.99464	106.08459	116.89842	
	Average	92.74613	95.45387	94.25507	98.31235	99.94256	
UnBiased	5	96.57579	98.12339	93.25960	99.11629	91.81491	
	7	115.61601	95.88839	101.82296	105.80599	118.70819	
	50	93.83785	97.47961	95.35600	93.41475	92.85189	
	51	95.46383	95.59121	95.59019	95.73172	96.60220	
	Min	93.83785	95.59121	93.25960	93.41475	91.81491	
	Max	115.61601	98.12339	101.82296	105.80599	118.70819	
	Average	100.37337	96.77065	96.50719	98.51719	99.99430	



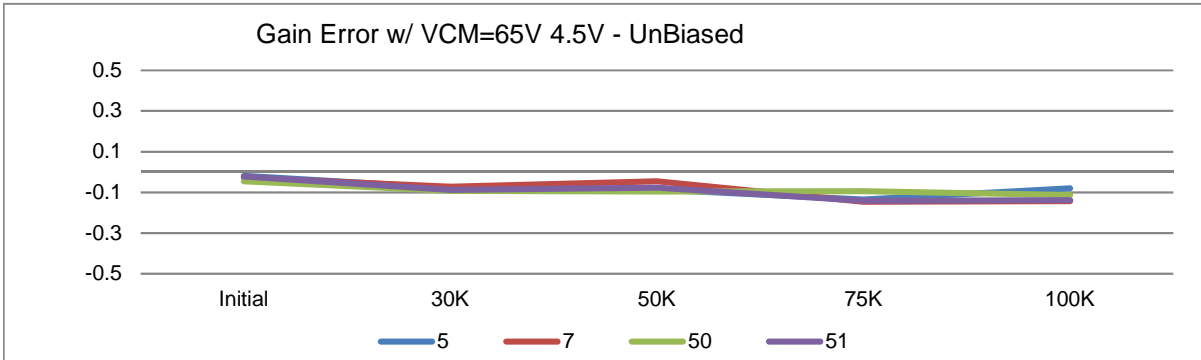
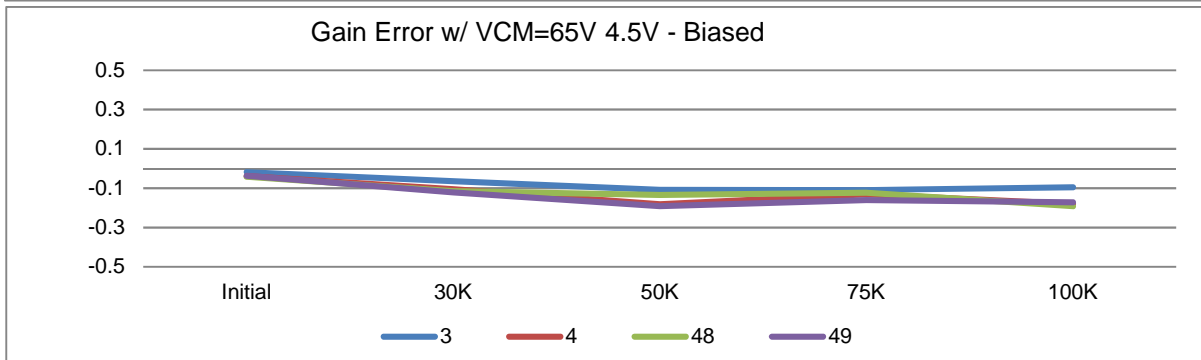
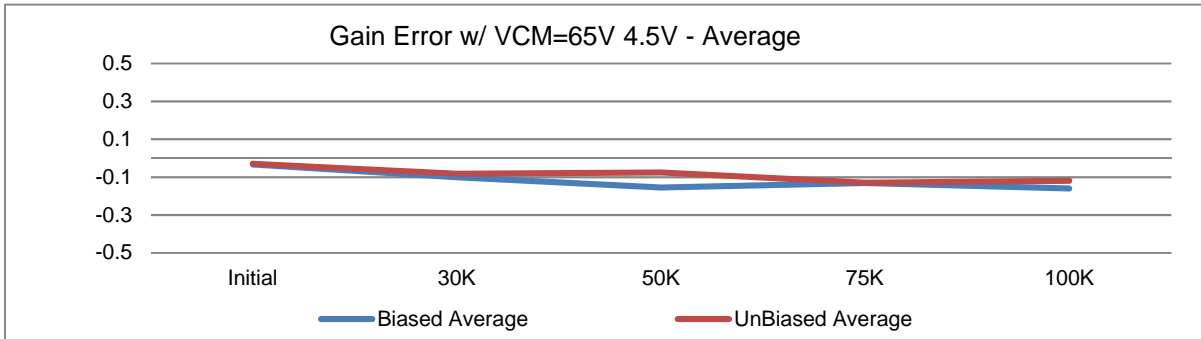
	T# 27	CMRR from 4V to 15V 4.5V					dB
	SN	Initial	30K	50K	75K	100K	Limit
Control	8	143.47508	168.22646	160.26729	145.15013	141.99094	>100
	52	151.95261	141.18282	143.49031	144.99907	138.32903	
Biased	3	149.62250	120.90735	119.73663	117.10038	126.57085	
	4	143.73058	130.52490	119.47108	134.78447	133.78210	
	48	147.18782	133.65939	124.68980	113.83980	153.03320	
	49	397.97565	127.88580	126.48111	126.66092	113.49066	
	Min	143.73058	120.90735	119.47108	113.83980	113.49066	
	Max	397.97565	133.65939	126.48111	134.78447	153.03320	
	Average	209.62914	128.24436	122.59466	123.09639	131.71920	
UnBiased	5	135.44109	134.16063	118.40586	114.55648	122.20596	
	7	154.23148	135.01865	140.35458	127.94862	138.32956	
	50	148.65640	116.66515	127.30009	115.70989	145.15027	
	51	145.44481	134.03259	128.51306	138.61192	132.73622	
	Min	135.44109	116.66515	118.40586	114.55648	122.20596	
	Max	154.23148	135.01865	140.35458	138.61192	145.15027	
	Average	145.94345	129.96926	128.64340	124.20673	134.60550	



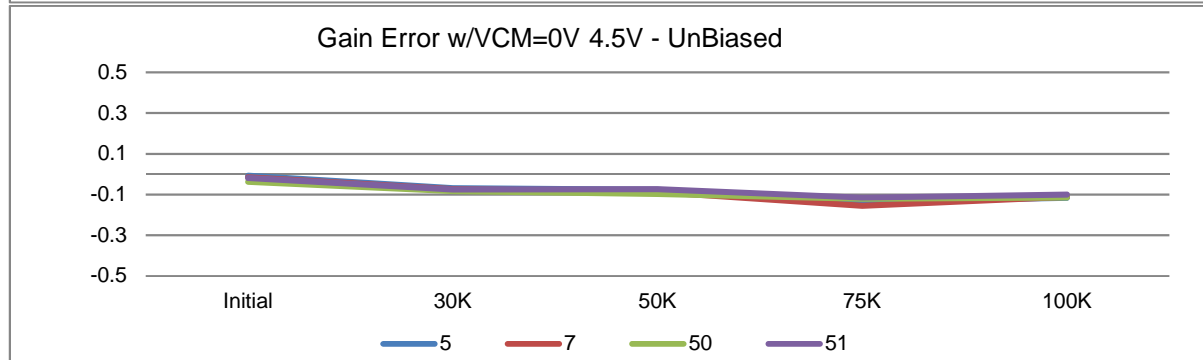
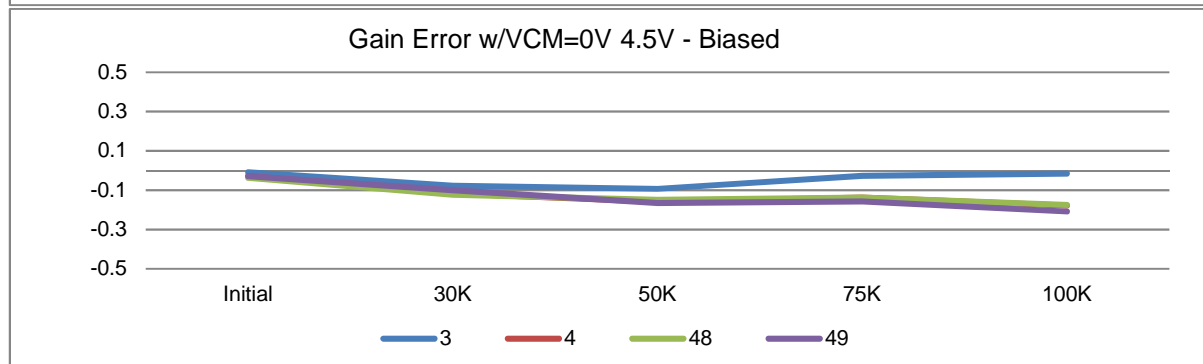
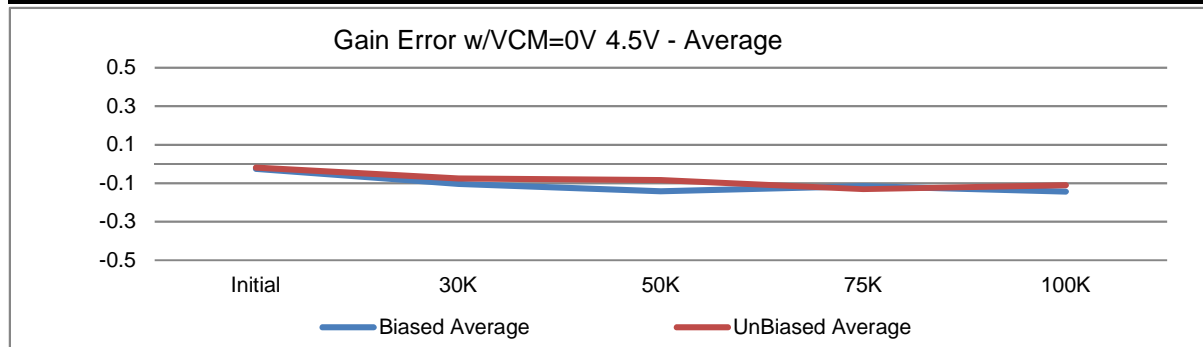
	T# 28	CMRR from 15V to 65V 4.5V					dB
	SN	Initial	30K	50K	75K	100K	Limit
Control	8	120.88914	122.46126	121.28905	122.28589	121.91732	>100
	52	120.72415	120.17161	120.42435	120.36072	119.95282	
Biased	3	120.15601	118.35214	113.67088	119.69181	117.96114	
	4	120.60393	115.23986	117.29659	114.88718	115.44151	
	48	120.46770	114.21075	115.47399	116.53709	116.81010	
	49	120.93863	120.22279	114.02959	114.47736	117.91730	
	Min	120.15601	114.21075	113.67088	114.47736	115.44151	
	Max	120.93863	120.22279	117.29659	119.69181	117.96114	
	Average	120.54157	117.00639	115.11776	116.39836	117.03251	
UnBiased	5	120.93863	120.40141	116.84821	117.51131	118.13428	
	7	118.54126	117.52805	116.44766	114.91190	117.52397	
	50	120.76054	120.84939	123.85039	122.68548	116.60088	
	51	118.90663	117.86922	115.45421	115.10274	117.89982	
	Min	118.54126	117.52805	115.45421	114.91190	116.60088	
	Max	120.93863	120.84939	123.85039	122.68548	118.13428	
	Average	119.78677	119.16202	118.15012	117.55286	117.53974	



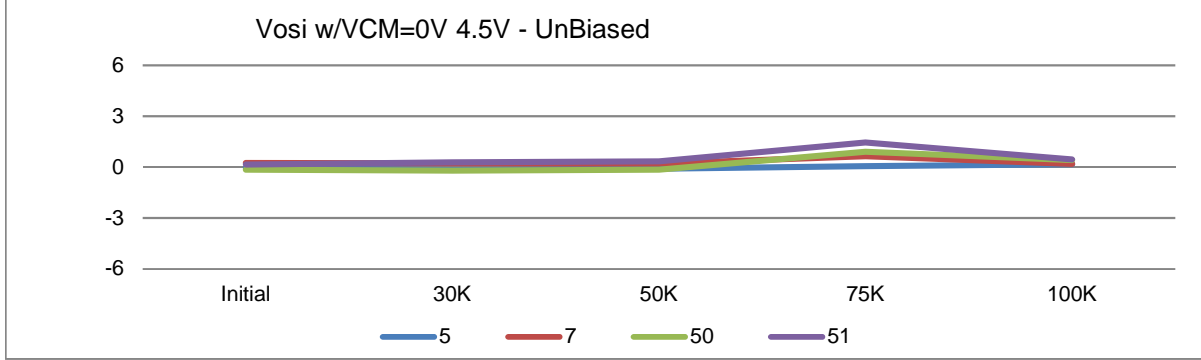
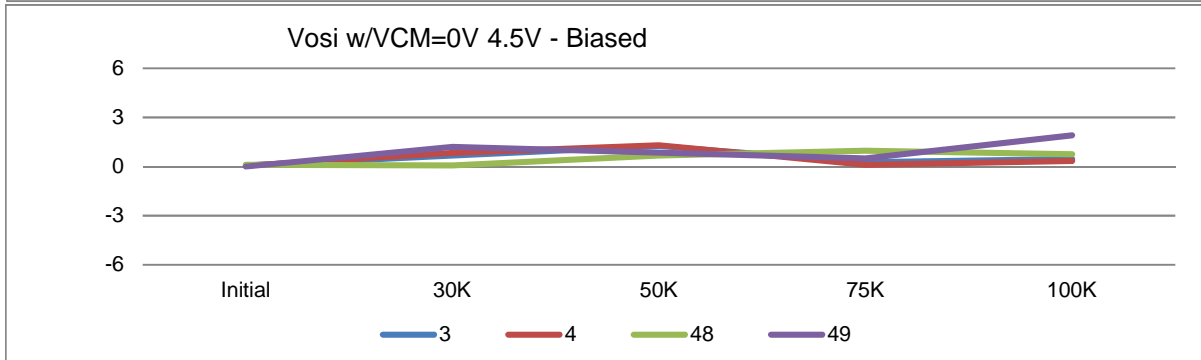
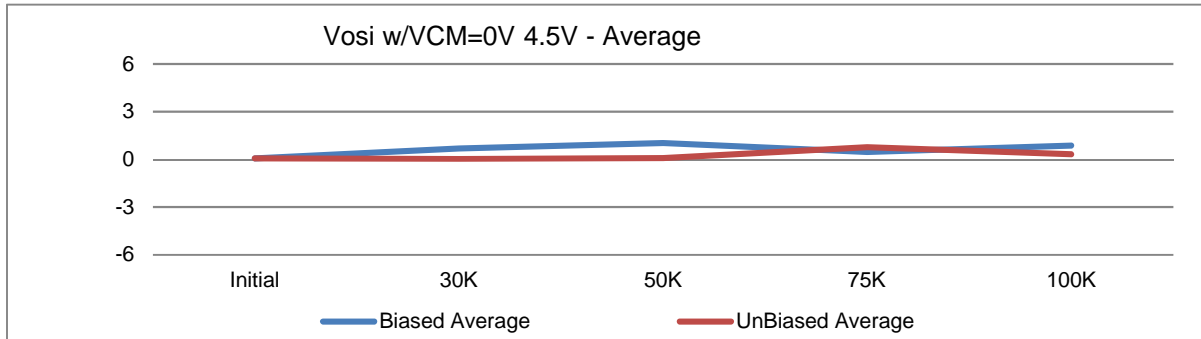
	T# 29	Gain Error w/ VCM=65V 4.5V					%
	SN	Initial	30K	50K	75K	100K	Limit
Control	8	-0.03985	-0.03527	-0.03622	-0.03770	-0.03772	+/-0.5
	52	-0.03498	-0.03017	-0.02976	-0.03731	-0.03406	
Biased	3	-0.01791	-0.06352	-0.10858	-0.10918	-0.09527	
	4	-0.03813	-0.10527	-0.18173	-0.13100	-0.18039	
	48	-0.04219	-0.11423	-0.13389	-0.12340	-0.19189	
	49	-0.03656	-0.12103	-0.19187	-0.15985	-0.17256	
	Min	-0.04219	-0.12103	-0.19187	-0.15985	-0.19189	
	Max	-0.01791	-0.06352	-0.10858	-0.10918	-0.09527	
	Average	-0.03370	-0.10101	-0.15402	-0.13086	-0.16003	
UnBiased	5	-0.01897	-0.07910	-0.08561	-0.13561	-0.08082	
	7	-0.02827	-0.07185	-0.04495	-0.14623	-0.14276	
	50	-0.04551	-0.09336	-0.09499	-0.09362	-0.11310	
	51	-0.02243	-0.08725	-0.07632	-0.14109	-0.13806	
	Min	-0.04551	-0.09336	-0.09499	-0.14623	-0.14276	
	Max	-0.01897	-0.07185	-0.04495	-0.09362	-0.08082	
	Average	-0.02880	-0.08289	-0.07547	-0.12914	-0.11869	



T# 30		Gain Error w/VCM=0V 4.5V					%
SN		Initial	30K	50K	75K	100K	Limit
Control	8	-0.02411	-0.02476	-0.02424	-0.02461	-0.02559	+/-0.5
	52	-0.02623	-0.02384	-0.02304	-0.02923	-0.02401	
Biased	3	-0.00857	-0.07734	-0.09272	-0.02633	-0.01499	
	4	-0.02762	-0.11619	-0.15799	-0.13820	-0.17870	
	48	-0.03699	-0.12219	-0.14874	-0.13729	-0.17462	
	49	-0.02882	-0.09929	-0.16604	-0.15791	-0.20867	
	Min	-0.03699	-0.12219	-0.16604	-0.15791	-0.20867	
	Max	-0.00857	-0.07734	-0.09272	-0.02633	-0.01499	
	Average	-0.02550	-0.10375	-0.14137	-0.11493	-0.14425	
UnBiased	5	-0.00764	-0.06921	-0.07668	-0.13496	-0.11594	
	7	-0.01470	-0.07404	-0.08822	-0.15484	-0.11061	
	50	-0.03685	-0.08303	-0.09725	-0.12009	-0.11365	
	51	-0.01868	-0.07558	-0.07356	-0.11499	-0.09981	
	Min	-0.03685	-0.08303	-0.09725	-0.15484	-0.11594	
	Max	-0.00764	-0.06921	-0.07356	-0.11499	-0.09981	
	Average	-0.01947	-0.07547	-0.08393	-0.13122	-0.11000	

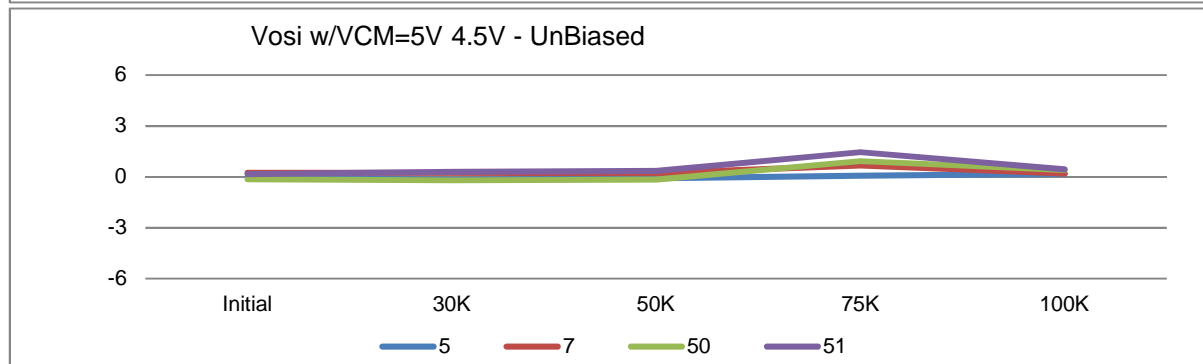
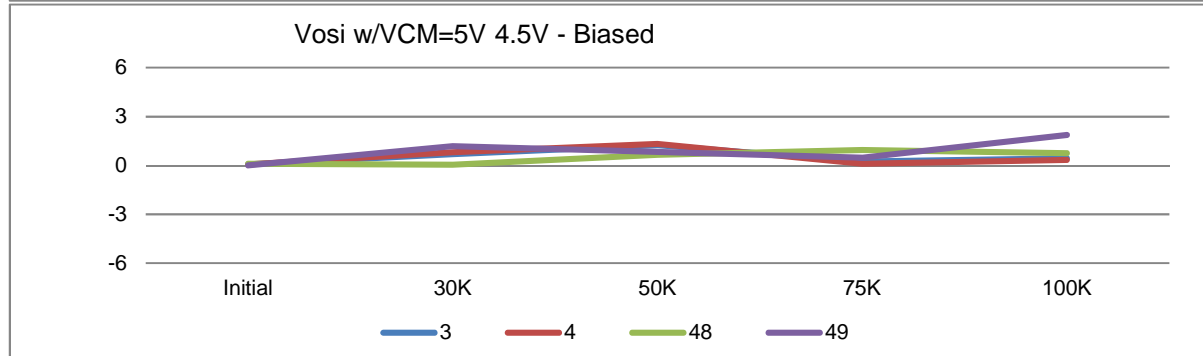
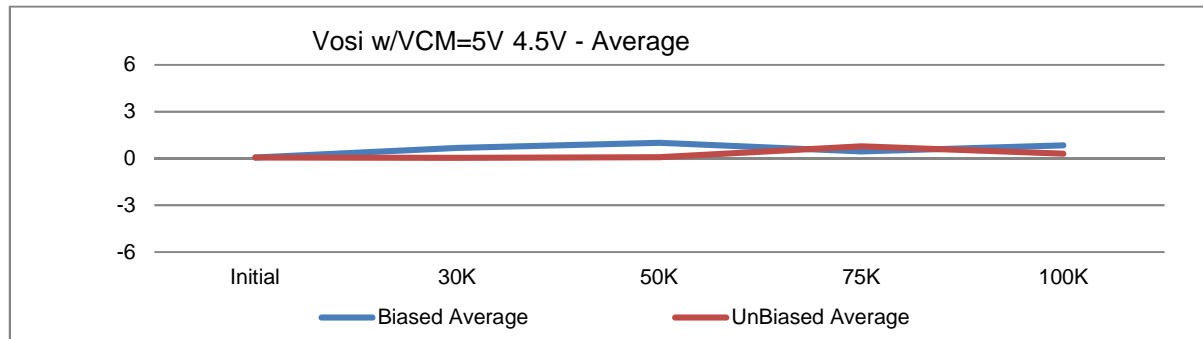


T# 31		Vosi w/VCM=0V 4.5V					mV
SN		Initial	30K	50K	75K	100K	Limit
Control	8	0.06787	0.07364	0.07279	0.05964	0.08534	+/-6
	52	-0.10506	-0.15073	-0.10546	-0.15930	-0.14998	
Biased	3	0.06683	0.68374	1.25075	0.26716	0.46339	
	4	0.06095	0.83371	1.31236	0.10037	0.34273	
	48	0.10846	0.06408	0.68242	0.96410	0.76277	
	49	0.00056	1.21082	0.85742	0.50028	1.90940	
	Min	0.00056	0.06408	0.68242	0.10037	0.34273	
	Max	0.10846	1.21082	1.31236	0.96410	1.90940	
	Average	0.05920	0.69809	1.02574	0.45798	0.86957	
UnBiased	5	-0.03552	-0.16024	-0.08636	0.05741	0.17827	
	7	0.24369	0.22251	0.20632	0.64227	0.19753	
	50	-0.14875	-0.20729	-0.14864	0.91045	0.42653	
	51	0.16172	0.28794	0.34991	1.45471	0.46331	
	Min	-0.14875	-0.20729	-0.14864	0.05741	0.17827	
	Max	0.24369	0.28794	0.34991	1.45471	0.46331	
	Average	0.05529	0.03573	0.08031	0.76621	0.31641	

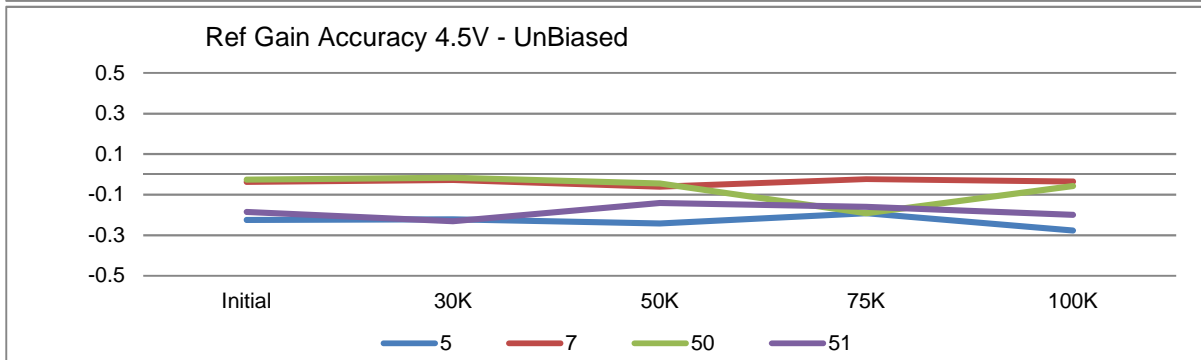
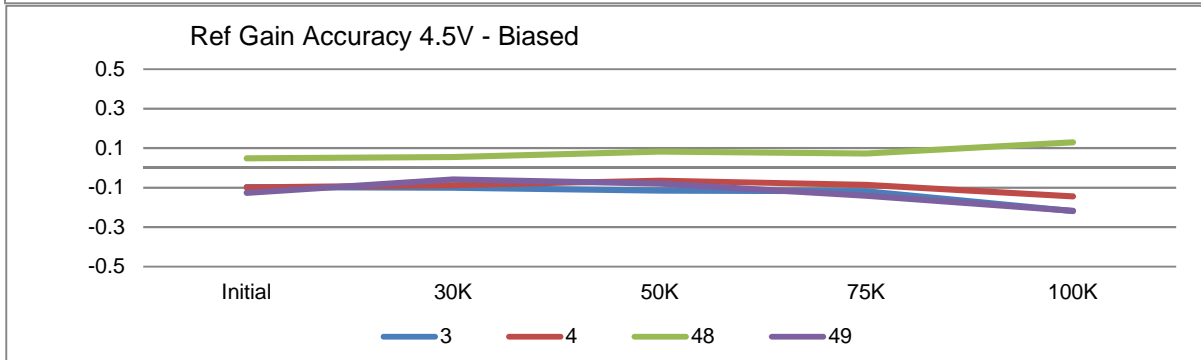
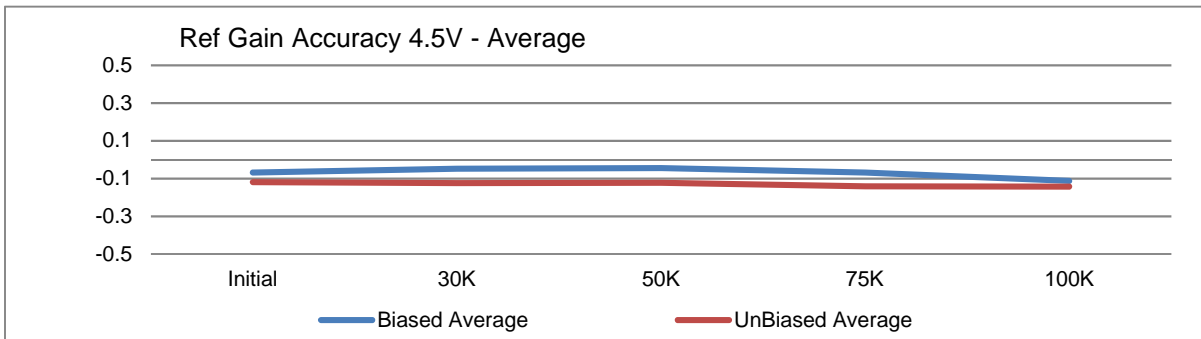




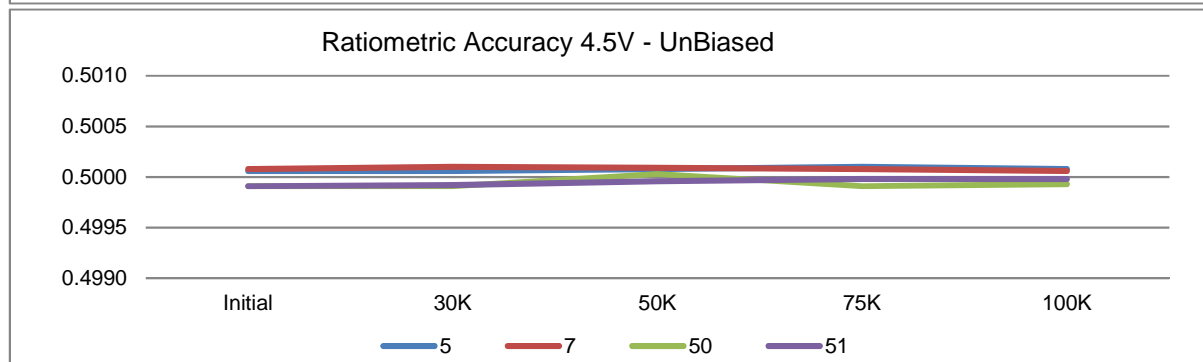
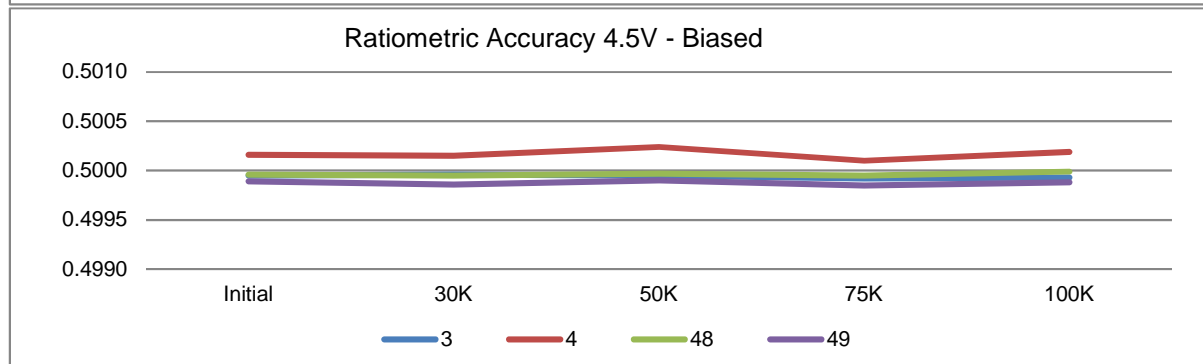
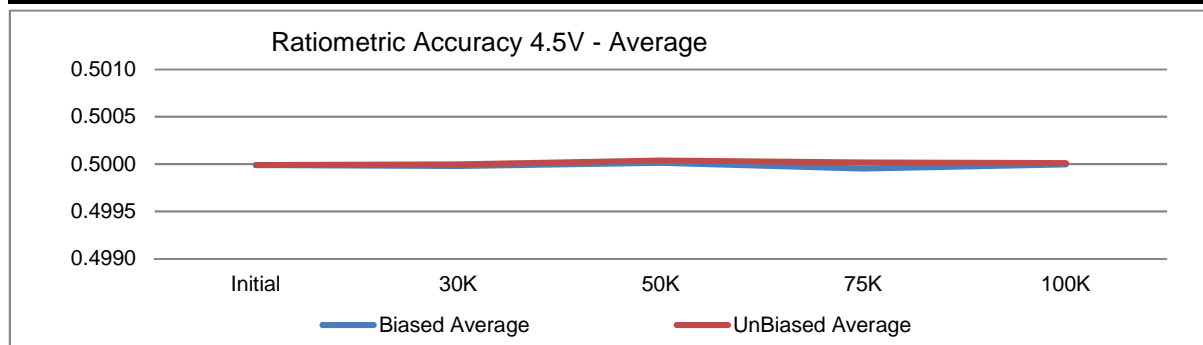
T# 32		Vosi w/VCM=5V 4.5V					mV
SN		Initial	30K	50K	75K	100K	Limit
Control	8	0.06776	0.07432	0.07200	0.05759	0.08439	+/-6
	52	-0.10670	-0.15235	-0.10551	-0.15965	-0.15098	
Biased	3	0.06548	0.69836	1.24305	0.24406	0.43061	
	4	0.06021	0.81705	1.31341	0.10513	0.34421	
	48	0.11009	0.04620	0.65148	0.95224	0.74355	
	49	-0.00008	1.18458	0.83160	0.47535	1.87167	
	Min	-0.00008	0.04620	0.65148	0.10513	0.34421	
	Max	0.11009	1.18458	1.31341	0.95224	1.87167	
	Average	0.05893	0.68655	1.00989	0.44420	0.84751	
UnBiased	5	-0.03460	-0.16671	-0.07970	0.06244	0.18371	
	7	0.24226	0.23167	0.21925	0.66744	0.18933	
	50	-0.14795	-0.20453	-0.15188	0.92487	0.40657	
	51	0.15986	0.29154	0.35969	1.45587	0.45033	
	Min	-0.14795	-0.20453	-0.15188	0.06244	0.18371	
	Max	0.24226	0.29154	0.35969	1.45587	0.45033	
	Average	0.05489	0.03799	0.08684	0.77766	0.30749	



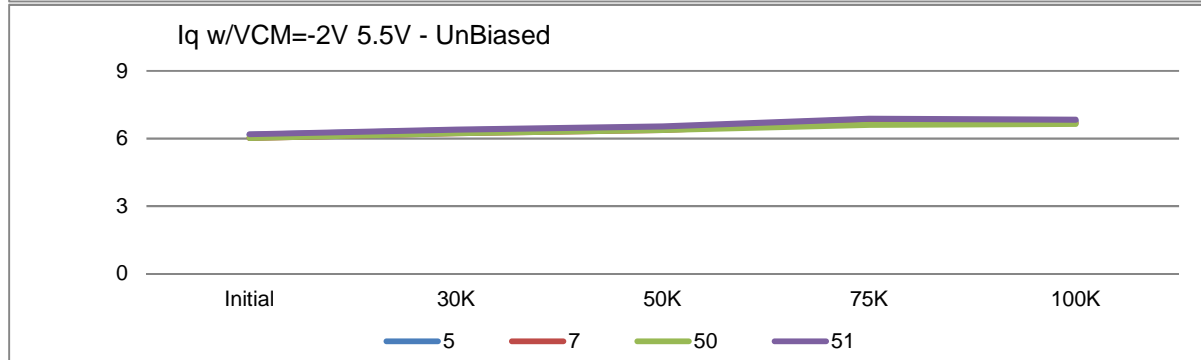
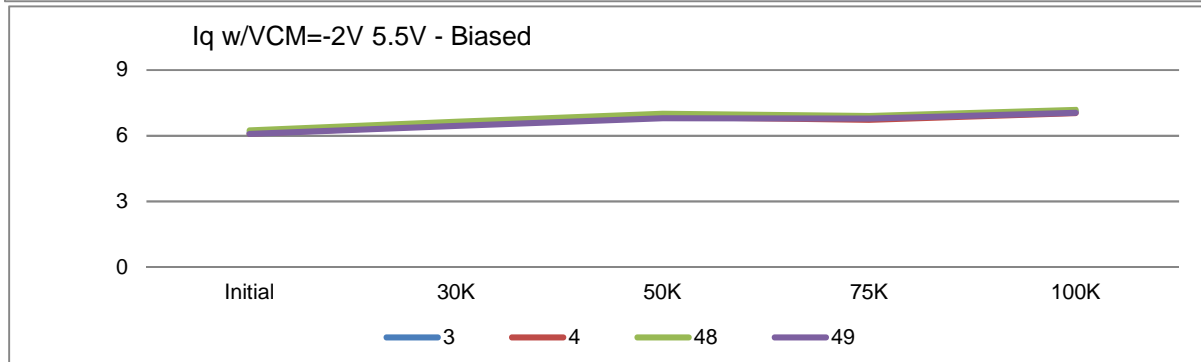
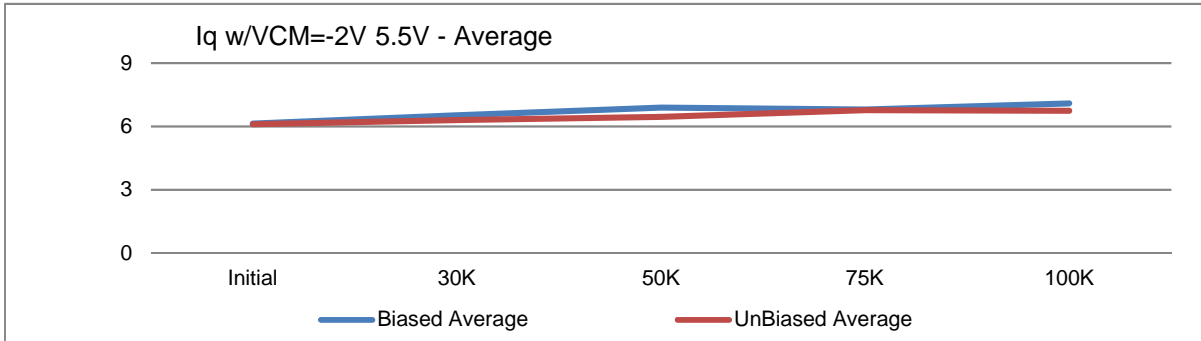
T# 33		Ref Gain Accuracy 4.5V					mV/V
SN		Initial	30K	50K	75K	100K	Limit
Control	8	-0.04645	-0.05052	-0.05032	-0.03557	-0.03817	+/-0.5
	52	-0.16262	-0.16473	-0.15266	-0.15528	-0.15627	
Biased	3	-0.09728	-0.09966	-0.11551	-0.11750	-0.21852	
	4	-0.09942	-0.08742	-0.06387	-0.08652	-0.14365	
	48	0.04842	0.05565	0.08254	0.07242	0.12982	
	49	-0.12638	-0.05775	-0.07863	-0.14120	-0.21656	
	Min	-0.12638	-0.09966	-0.11551	-0.14120	-0.21852	
	Max	0.04842	0.05565	0.08254	0.07242	0.12982	
	Average	-0.06867	-0.04730	-0.04387	-0.06820	-0.11223	
UnBiased	5	-0.22455	-0.22122	-0.24245	-0.19196	-0.27714	
	7	-0.03771	-0.02699	-0.06117	-0.02340	-0.03540	
	50	-0.02625	-0.01685	-0.04548	-0.19132	-0.05698	
	51	-0.18498	-0.23069	-0.14124	-0.15995	-0.19957	
	Min	-0.22455	-0.23069	-0.24245	-0.19196	-0.27714	
	Max	-0.02625	-0.01685	-0.04548	-0.02340	-0.03540	
	Average	-0.11837	-0.12394	-0.12259	-0.14166	-0.14227	



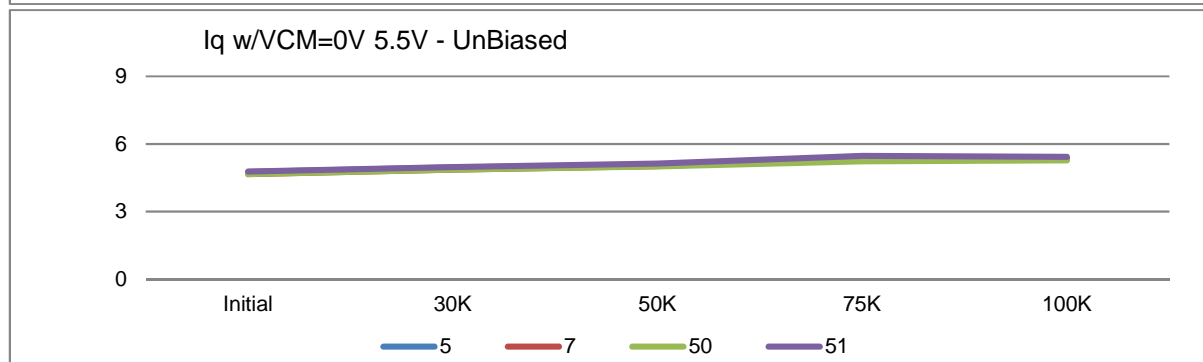
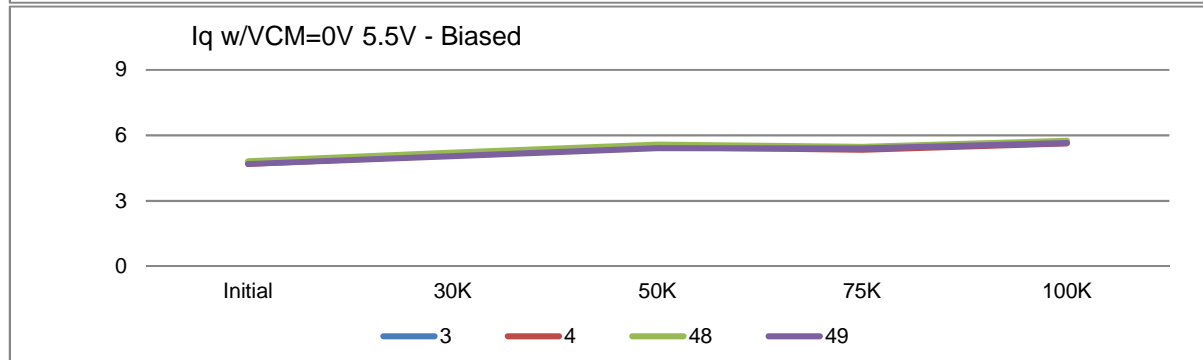
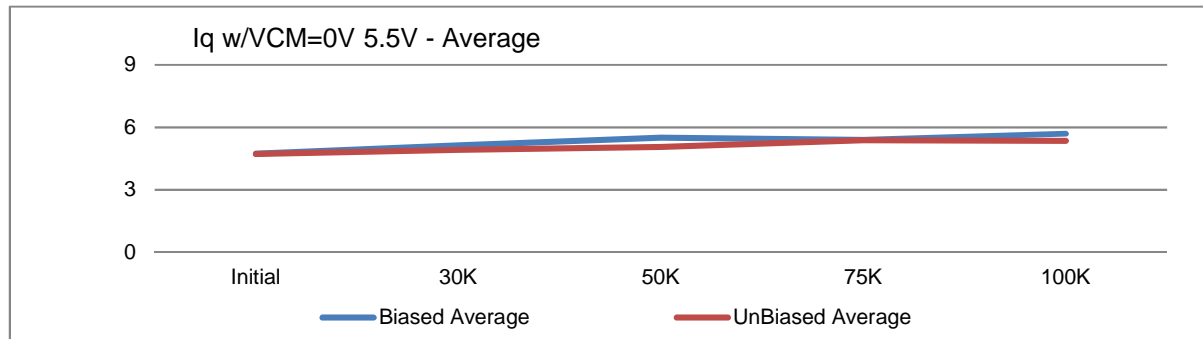
T# 34		Ratiometric Accuracy 4.5V					V/V
SN		Initial	30K	50K	75K	100K	Limit
Control	8	0.49997	0.49996	0.49997	0.49995	0.49998	>.499
	52	0.49999	0.49998	0.49998	0.50000	0.49999	<.501
Biased	3	0.49995	0.49996	0.49995	0.49992	0.49993	
	4	0.50016	0.50015	0.50024	0.50010	0.50019	
	48	0.49996	0.49995	0.49997	0.49995	0.49999	
	49	0.49989	0.49986	0.49990	0.49985	0.49988	
	Min	0.49989	0.49986	0.49990	0.49985	0.49988	
	Max	0.50016	0.50015	0.50024	0.50010	0.50019	
	Average	0.49999	0.49998	0.50002	0.49996	0.50000	
UnBiased	5	0.50006	0.50006	0.50008	0.50010	0.50008	
	7	0.50008	0.50010	0.50009	0.50008	0.50006	
	50	0.49991	0.49991	0.50003	0.49991	0.49993	
	51	0.49991	0.49992	0.49996	0.49998	0.49998	
	Min	0.49991	0.49991	0.49996	0.49991	0.49993	
	Max	0.50008	0.50010	0.50009	0.50010	0.50008	
	Average	0.49999	0.50000	0.50004	0.50002	0.50001	



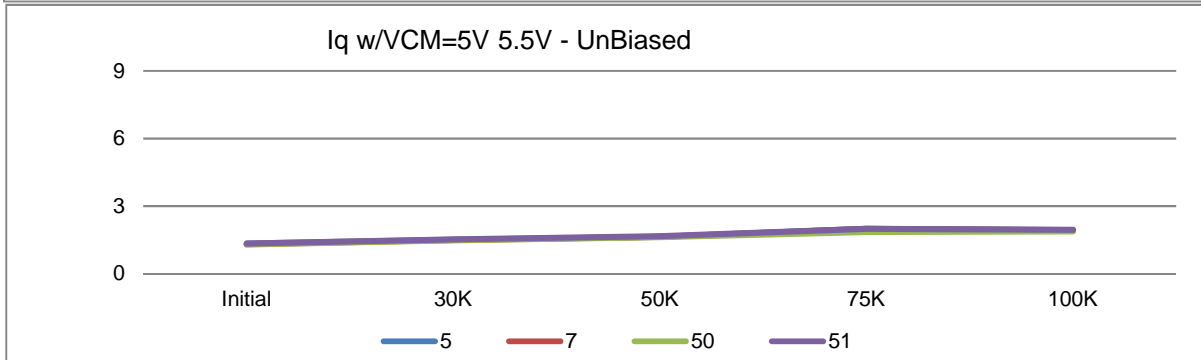
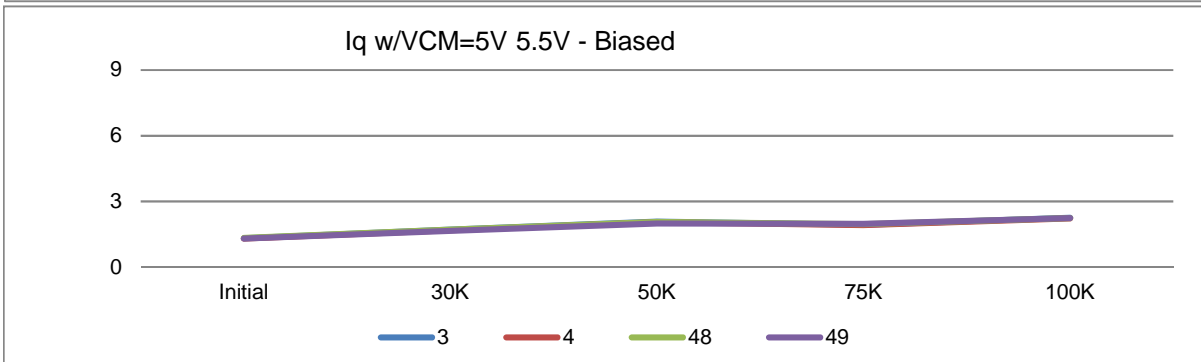
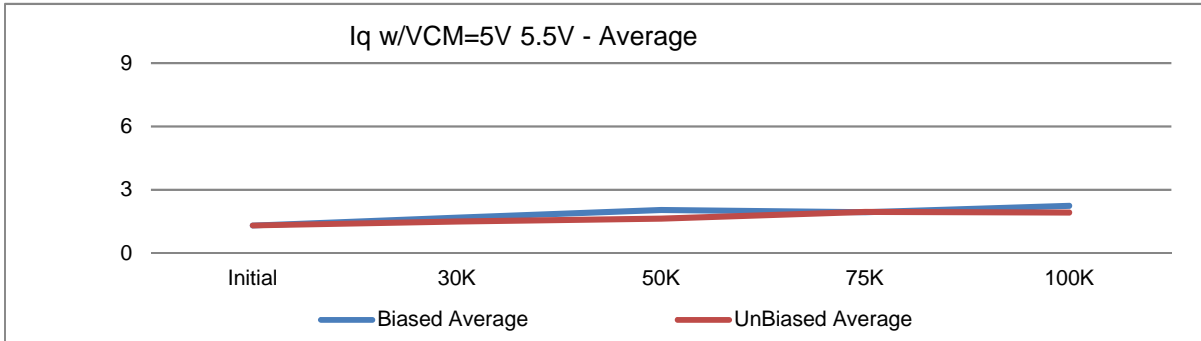
T# 35		Iq w/VCM=-2V 5.5V					mA
SN		Initial	30K	50K	75K	100K	Limit
Control	8	6.11144	6.11663	6.12360	6.11450	6.12089	<9
	52	6.23636	6.24412	6.25302	6.22789	6.25158	
Biased	3	6.14796	6.56318	6.93665	6.79102	7.11897	
	4	6.08902	6.48630	6.85912	6.73272	7.03505	
	48	6.24405	6.63814	7.00840	6.90185	7.18559	
	49	6.08133	6.44337	6.80146	6.78973	7.04658	
	Min	6.08133	6.44337	6.80146	6.73272	7.03505	
	Max	6.24405	6.63814	7.00840	6.90185	7.18559	
	Average	6.14059	6.53275	6.90141	6.80383	7.09655	
UnBiased	5	6.17294	6.36521	6.49072	6.85380	6.78457	
	7	6.03136	6.24220	6.38949	6.74681	6.69296	
	50	6.03264	6.23515	6.39077	6.61100	6.64876	
	51	6.19216	6.39340	6.54710	6.88135	6.84479	
	Min	6.03136	6.23515	6.38949	6.61100	6.64876	
	Max	6.19216	6.39340	6.54710	6.88135	6.84479	
	Average	6.10728	6.30899	6.45452	6.77324	6.74277	



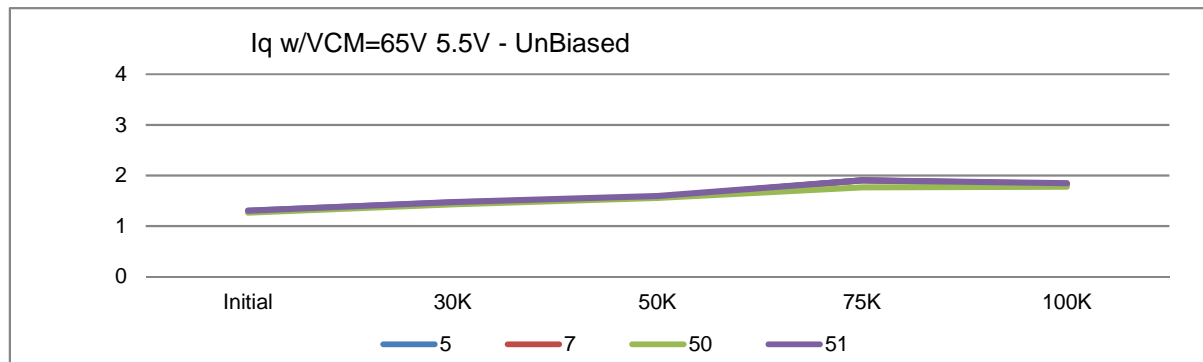
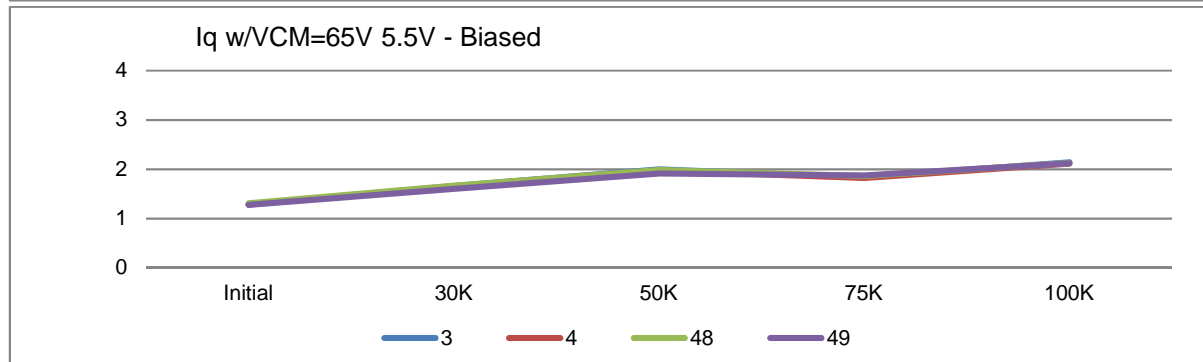
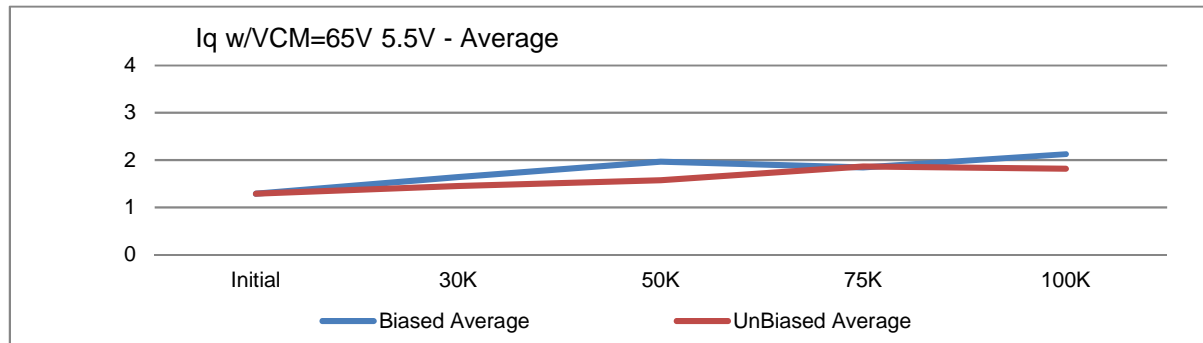
T# 36		Iq w/VCM=0V 5.5V					mA
SN		Initial	30K	50K	75K	100K	Limit
Control	8	4.71358	4.71482	4.71919	4.71342	4.71602	<9
	52	4.80775	4.81028	4.82298	4.79606	4.81852	
Biased	3	4.74177	5.15561	5.52711	5.38609	5.71346	
	4	4.69692	5.09154	5.46816	5.33932	5.64171	
	48	4.81288	5.20943	5.57900	5.47386	5.75830	
	49	4.69051	5.05438	5.41050	5.39762	5.65580	
	Min	4.69051	5.05438	5.41050	5.33932	5.64171	
	Max	4.81288	5.20943	5.57900	5.47386	5.75830	
	Average	4.73552	5.12774	5.49619	5.39922	5.69232	
UnBiased	5	4.76611	4.95187	5.07798	5.44439	5.37521	
	7	4.65912	4.86346	5.01391	5.37072	5.31563	
	50	4.65144	4.85385	5.00686	5.22849	5.27079	
	51	4.77572	4.97494	5.12795	5.46553	5.43159	
	Min	4.65144	4.85385	5.00686	5.22849	5.27079	
	Max	4.77572	4.97494	5.12795	5.46553	5.43159	
	Average	4.71310	4.91103	5.05668	5.37728	5.34831	



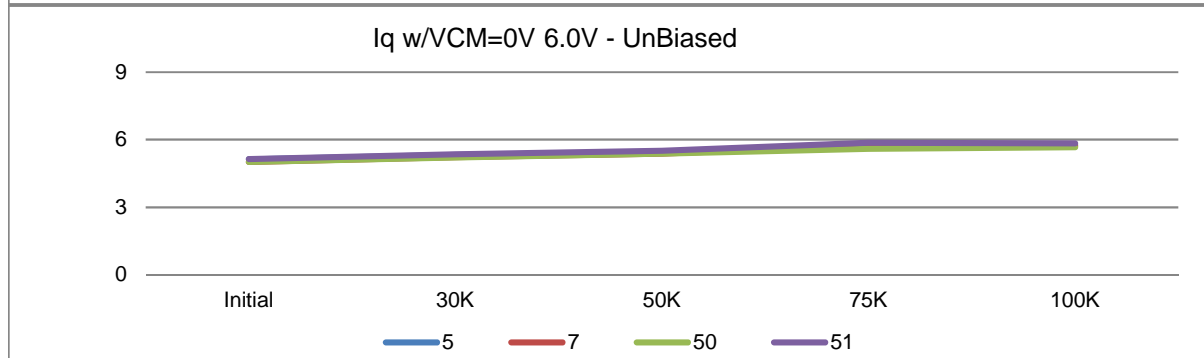
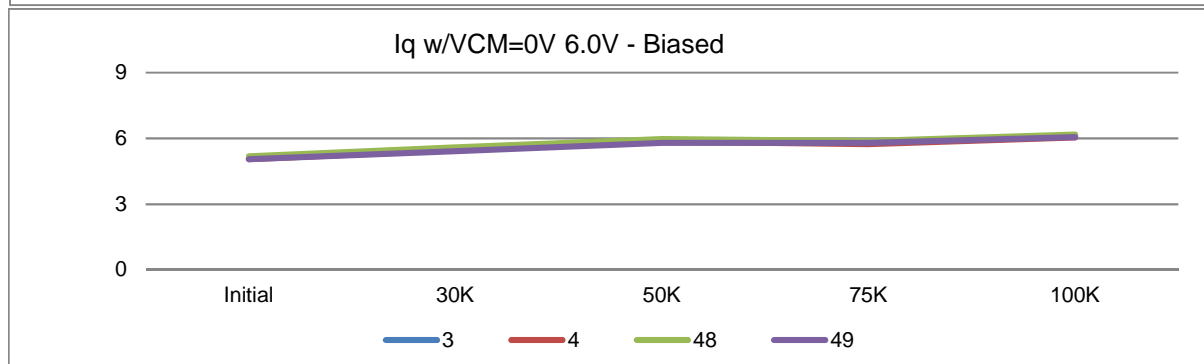
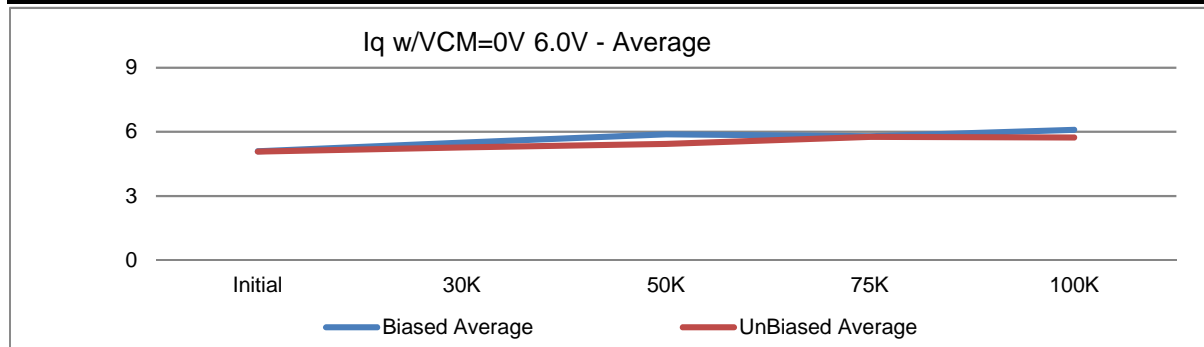
T# 37		Iq w/VCM=5V 5.5V					mA
SN		Initial	30K	50K	75K	100K	Limit
Control	8	1.30733	1.30770	1.31643	1.30329	1.31114	<9
	52	1.33680	1.33909	1.34654	1.32443	1.34317	
Biased	3	1.32078	1.71773	2.08079	1.93432	2.26053	
	4	1.30989	1.69147	2.05516	1.92215	2.22786	
	48	1.33680	1.71838	2.07566	1.96892	2.24900	
	49	1.30989	1.65431	2.00262	1.98429	2.24516	
	Min	1.30989	1.65431	2.00262	1.92215	2.22786	
	Max	1.33680	1.71838	2.08079	1.98429	2.26053	
	Average	1.31934	1.69547	2.05356	1.95242	2.24564	
UnBiased	5	1.34000	1.51400	1.63614	1.99006	1.92037	
	7	1.30797	1.49990	1.64511	1.99710	1.94215	
	50	1.29452	1.48325	1.62781	1.84719	1.88385	
	51	1.33423	1.51977	1.66497	1.99390	1.95432	
	Min	1.29452	1.48325	1.62781	1.84719	1.88385	
	Max	1.34000	1.51977	1.66497	1.99710	1.95432	
	Average	1.31918	1.50423	1.64351	1.95706	1.92517	



T# 38		Iq w/VCM=65V 5.5V					mA
SN		Initial	30K	50K	75K	100K	Limit
Control	8	1.27914	1.28464	1.28760	1.28215	1.29000	<4
	52	1.30605	1.31411	1.32028	1.30137	1.31883	
Biased	3	1.29195	1.66200	1.99557	1.83694	2.14394	
	4	1.28234	1.64085	1.97123	1.82669	2.11191	
	48	1.30989	1.66712	1.98468	1.86385	2.12793	
	49	1.27914	1.60241	1.91484	1.87346	2.12408	
	Min	1.27914	1.60241	1.91484	1.82669	2.11191	
	Max	1.30989	1.66712	1.99557	1.87346	2.14394	
	Average	1.29083	1.64310	1.96658	1.85024	2.12697	
UnBiased	5	1.30925	1.46787	1.57399	1.90613	1.82363	
	7	1.28106	1.45570	1.57976	1.90421	1.83388	
	50	1.26505	1.43327	1.56054	1.76391	1.78007	
	51	1.30605	1.47684	1.59706	1.90357	1.84926	
	Min	1.26505	1.43327	1.56054	1.76391	1.78007	
	Max	1.30925	1.47684	1.59706	1.90613	1.84926	
	Average	1.29035	1.45842	1.57784	1.86946	1.82171	

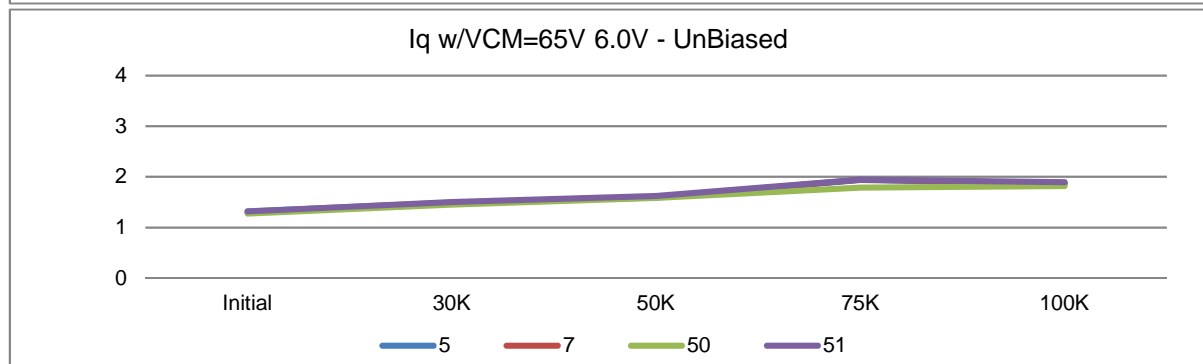
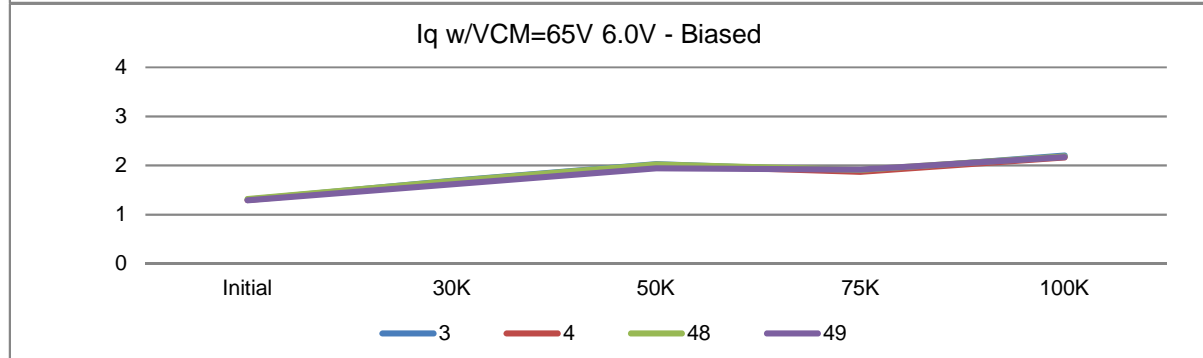
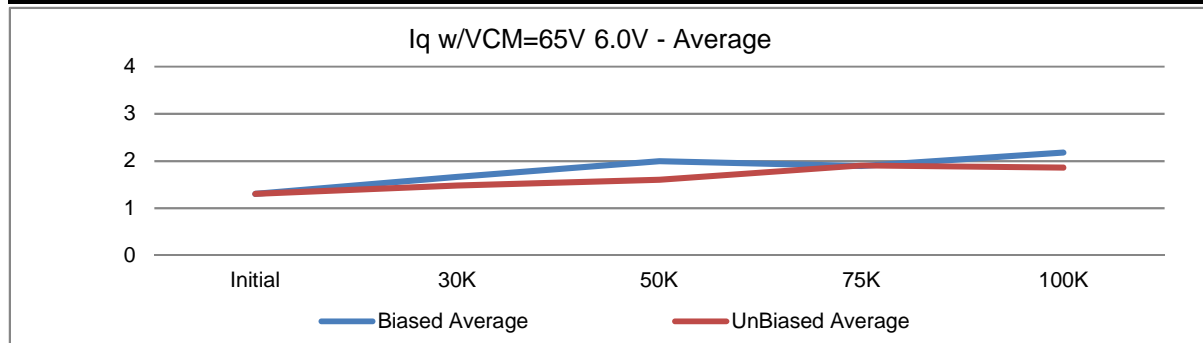


T# 39		Iq w/VCM=0V 6.0V					mA
SN		Initial	30K	50K	75K	100K	Limit
Control	8	5.07717	5.07862	5.08686	5.07717	5.08361	<9
	52	5.17839	5.18369	5.19385	5.16878	5.19123	
Biased	3	5.10344	5.53029	5.91848	5.78444	6.12782	
	4	5.05539	5.46110	5.84737	5.73319	6.04518	
	48	5.18416	5.58924	5.97294	5.88054	6.17266	
	49	5.04642	5.41881	5.78970	5.79149	6.05735	
	Min	5.04642	5.41881	5.78970	5.73319	6.04518	
	Max	5.18416	5.58924	5.97294	5.88054	6.17266	
	Average	5.09735	5.49986	5.88212	5.79742	6.10075	
UnBiased	5	5.13034	5.32464	5.45526	5.82928	5.77099	
	7	5.01375	5.22853	5.38670	5.75433	5.71206	
	50	5.00606	5.21444	5.37773	5.60057	5.65824	
	51	5.14251	5.35090	5.51036	5.86324	5.83634	
	Min	5.00606	5.21444	5.37773	5.60057	5.65824	
	Max	5.14251	5.35090	5.51036	5.86324	5.83634	
	Average	5.07317	5.27963	5.43251	5.76186	5.74441	

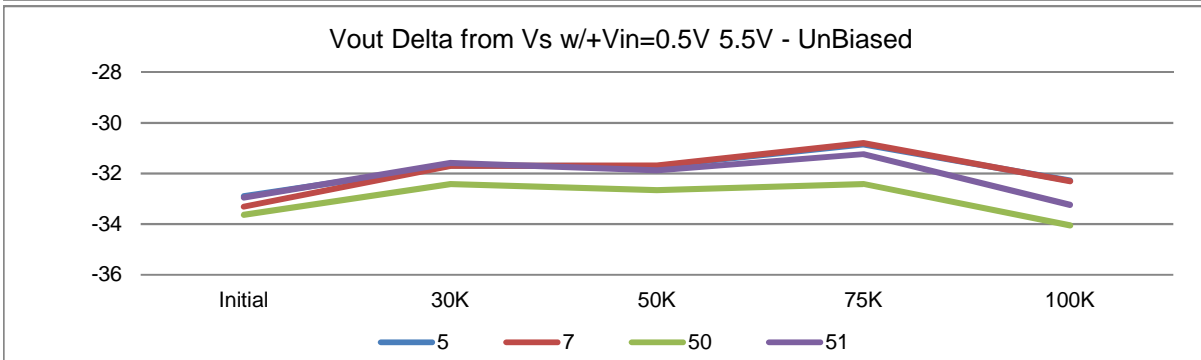
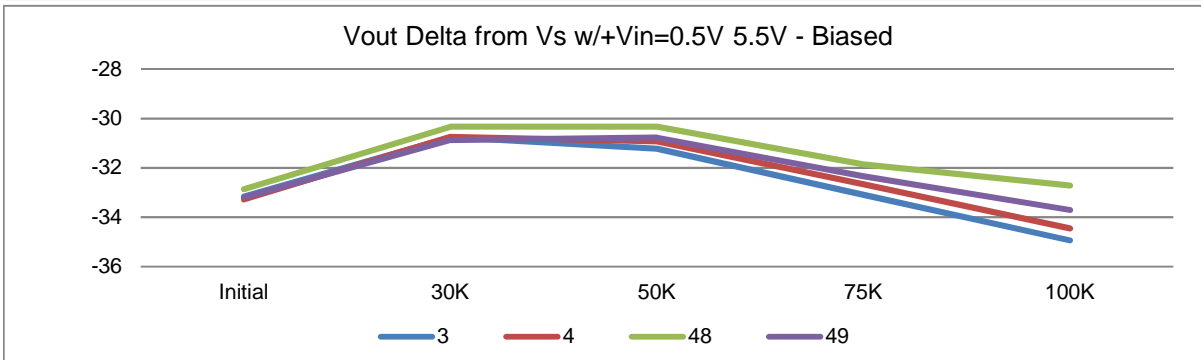
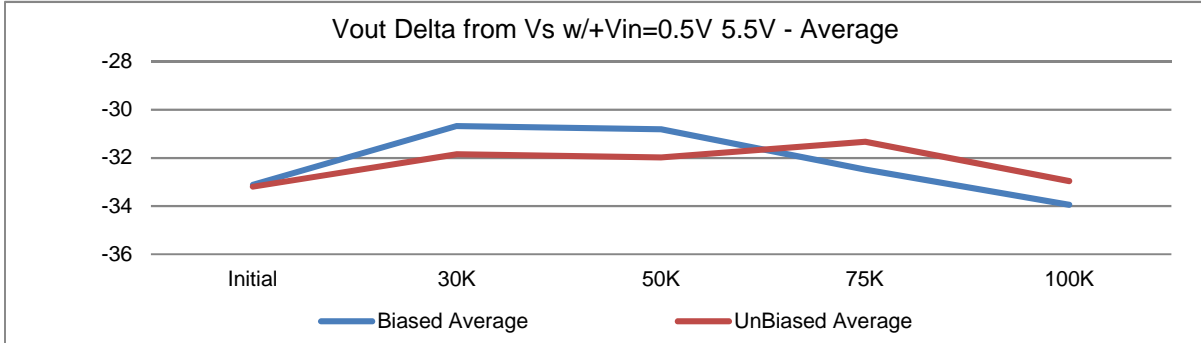




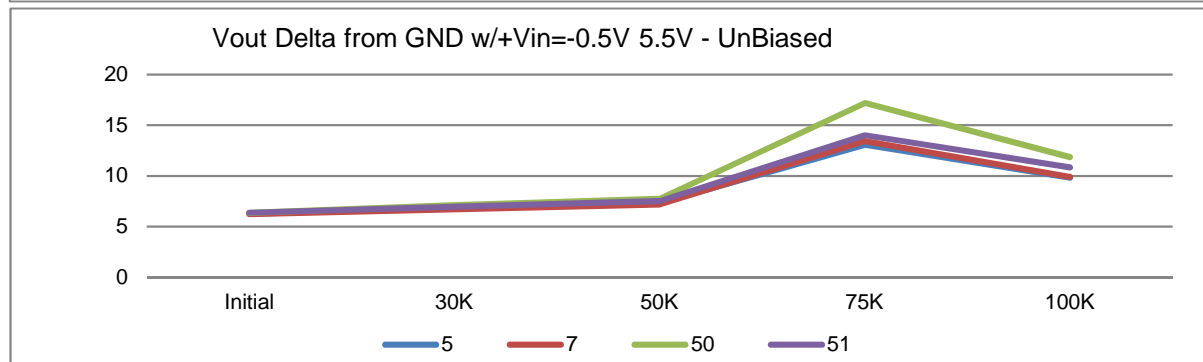
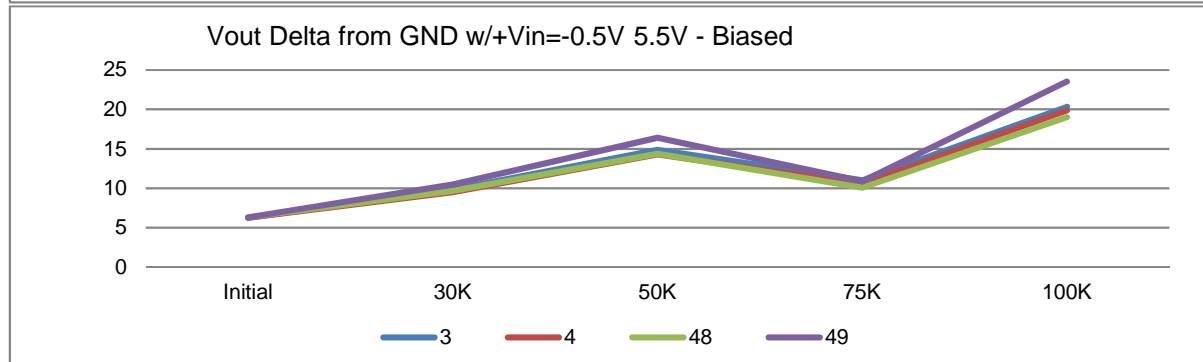
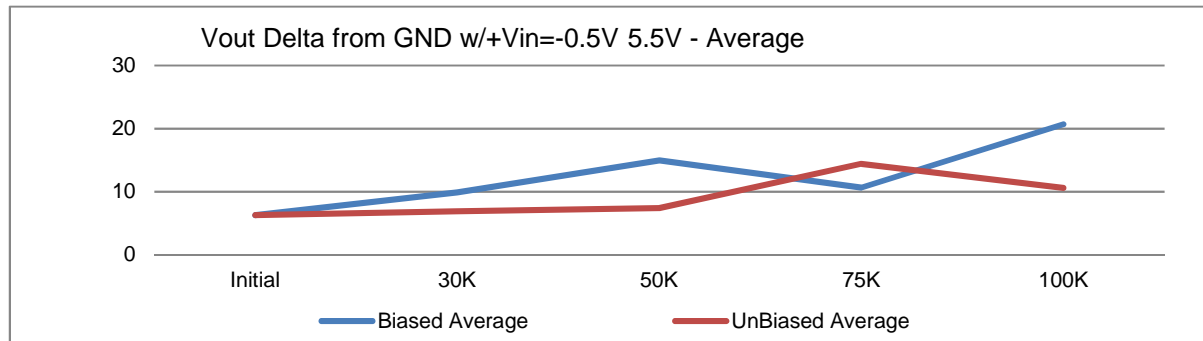
T# 40		Iq w/VCM=65V 6.0V					mA
SN		Initial	30K	50K	75K	100K	Limit
Control	8	1.29679	1.29477	1.30545	1.29547	1.29949	<4
	52	1.31857	1.32617	1.33236	1.31533	1.33024	
Biased	3	1.30320	1.68559	2.03008	1.88358	2.20404	
	4	1.29487	1.65932	2.00445	1.86885	2.16176	
	48	1.32113	1.68367	2.02047	1.91049	2.18418	
	49	1.29231	1.61703	1.94487	1.91433	2.17009	
	Min	1.29231	1.61703	1.94487	1.86885	2.16176	
	Max	1.32113	1.68559	2.03008	1.91433	2.20404	
	Average	1.30288	1.66140	1.99997	1.89431	2.18002	
UnBiased	5	1.32242	1.49018	1.59440	1.94124	1.86451	
	7	1.29423	1.48057	1.60273	1.94252	1.87668	
	50	1.27693	1.45302	1.58543	1.78941	1.81839	
	51	1.31729	1.50299	1.62644	1.94508	1.89718	
	Min	1.27693	1.45302	1.58543	1.78941	1.81839	
	Max	1.32242	1.50299	1.62644	1.94508	1.89718	
	Average	1.30272	1.48169	1.60225	1.90456	1.86419	



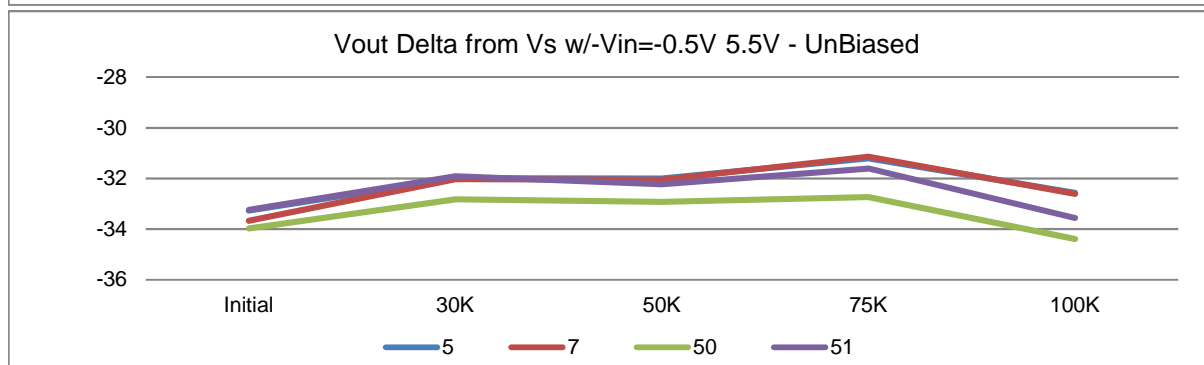
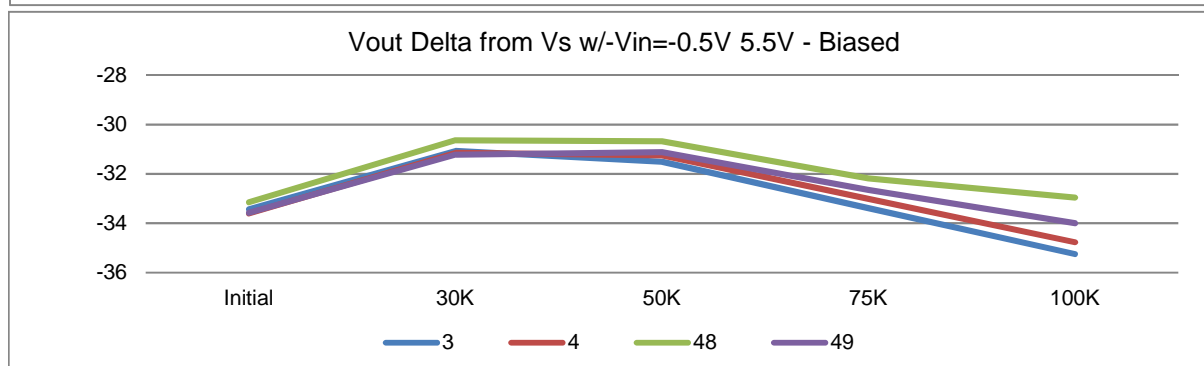
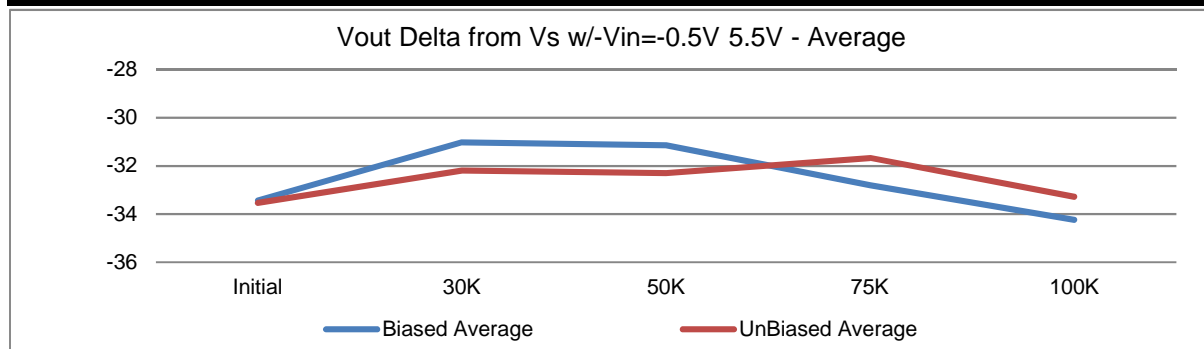
	T# 41	Vout Delta from Vs w/+Vin=0.5V 5.5V					mV
	SN	Initial	30K	50K	75K	100K	Limit
Control	8	-32.96807	-32.90496	-32.96950	-32.91675	-32.94261	
	52	-32.99370	-32.97533	-33.00788	-32.91036	-32.90423	
Biased	3	-33.16030	-30.75565	-31.21675	-33.08946	-34.93808	
	4	-33.28846	-30.73646	-30.91610	-32.65449	-34.45194	
	48	-32.85913	-30.32707	-30.32759	-31.86132	-32.70567	
	49	-33.20516	-30.86440	-30.76897	-32.34106	-33.70354	
	Min	-33.28846	-30.86440	-31.21675	-33.08946	-34.93808	
	Max	-32.85913	-30.32707	-30.32759	-31.86132	-32.70567	
	Average	-33.12826	-30.67090	-30.80735	-32.48658	-33.94981	
UnBiased	5	-32.89117	-31.68318	-31.70931	-30.85706	-32.27071	
	7	-33.30768	-31.68958	-31.68372	-30.79949	-32.30269	
	50	-33.62807	-32.41881	-32.64965	-32.41143	-34.04895	
	51	-32.94884	-31.58083	-31.86923	-31.23446	-33.23659	
	Min	-33.62807	-32.41881	-32.64965	-32.41143	-34.04895	
	Max	-32.89117	-31.58083	-31.68372	-30.79949	-32.27071	
	Average	-33.19394	-31.84310	-31.97798	-31.32561	-32.96474	



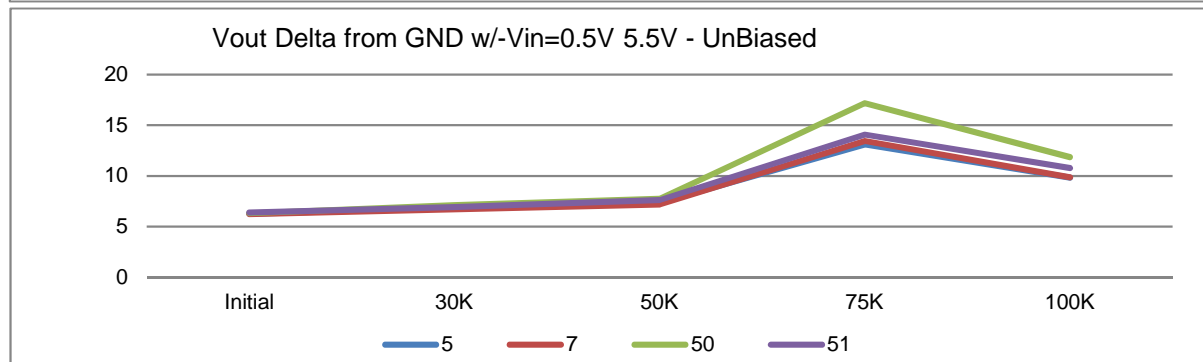
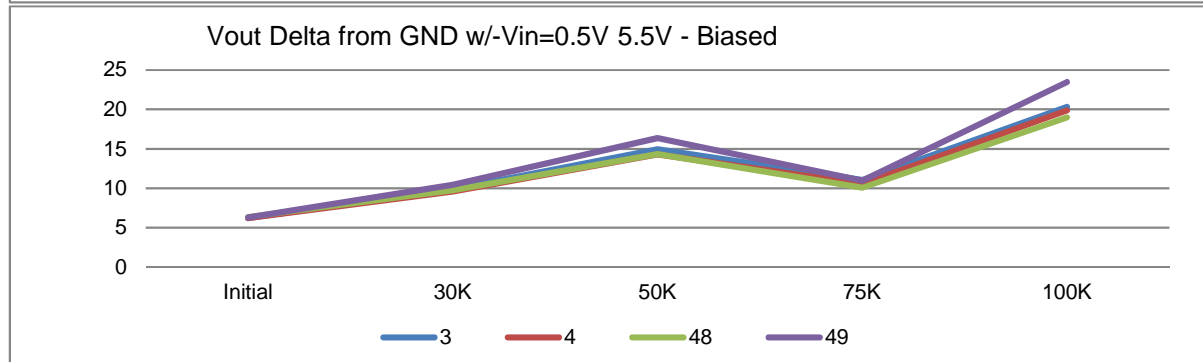
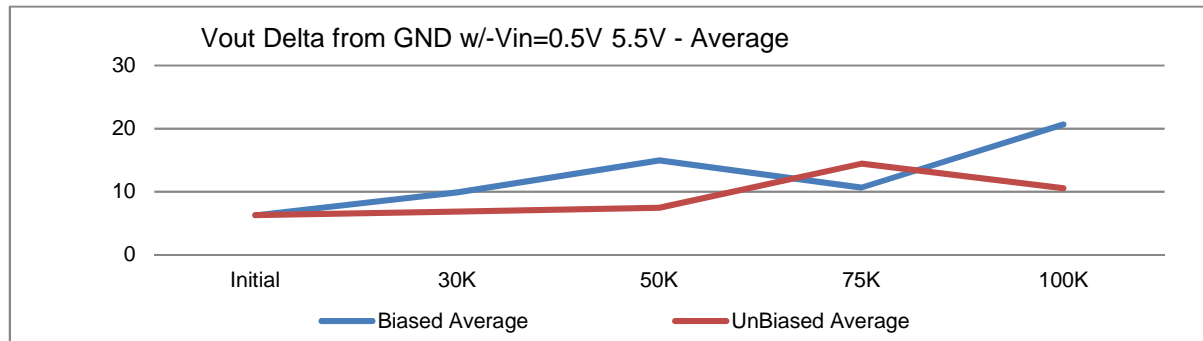
T# 42		Vout Delta from GND w/+Vin=-0.5V 5.5V					mV
SN		Initial	30K	50K	75K	100K	Limit
Control	8	6.19633	6.18567	6.13460	6.18548	6.19193	
	52	6.35653	6.32640	6.32651	6.37738	6.29428	
Biased	3	6.24759	9.85102	14.87274	11.00850	20.34750	
	4	6.25400	9.53118	14.30981	10.57353	19.88055	
	48	6.33089	9.67831	14.37378	10.10019	19.01701	
	49	6.33089	10.47790	16.40159	10.91255	23.53938	
	Min	6.24759	9.53118	14.30981	10.10019	19.01701	
	Max	6.33089	10.47790	16.40159	11.00850	23.53938	
	Average	6.29084	9.88460	14.98948	10.64869	20.69611	
UnBiased	5	6.24759	6.83175	7.30523	13.06180	9.83153	
	7	6.20915	6.69102	7.17729	13.43280	9.87631	
	50	6.34371	7.10681	7.74662	17.20038	11.85924	
	51	6.36934	6.95328	7.52912	14.00849	10.83579	
	Min	6.20915	6.69102	7.17729	13.06180	9.83153	
	Max	6.36934	7.10681	7.74662	17.20038	11.85924	
	Average	6.29245	6.89572	7.43957	14.42587	10.60072	



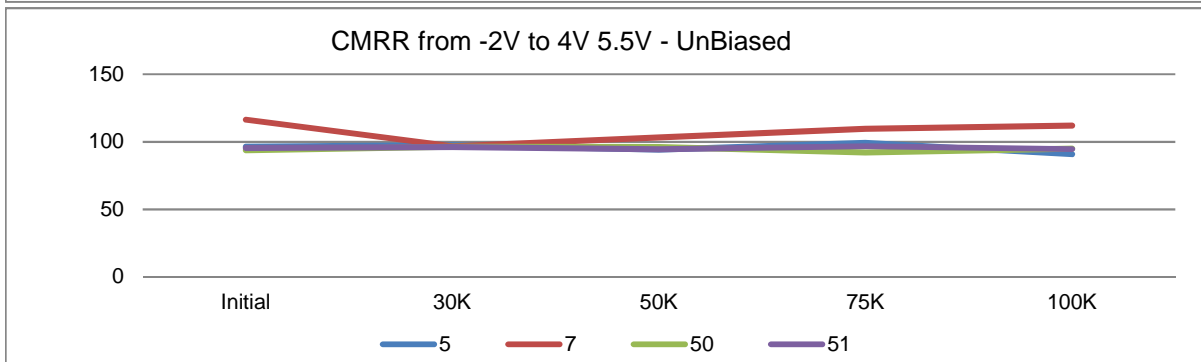
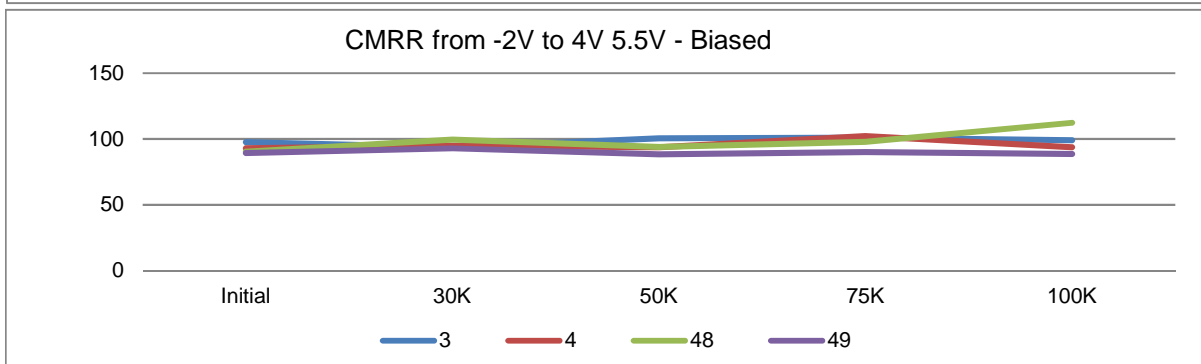
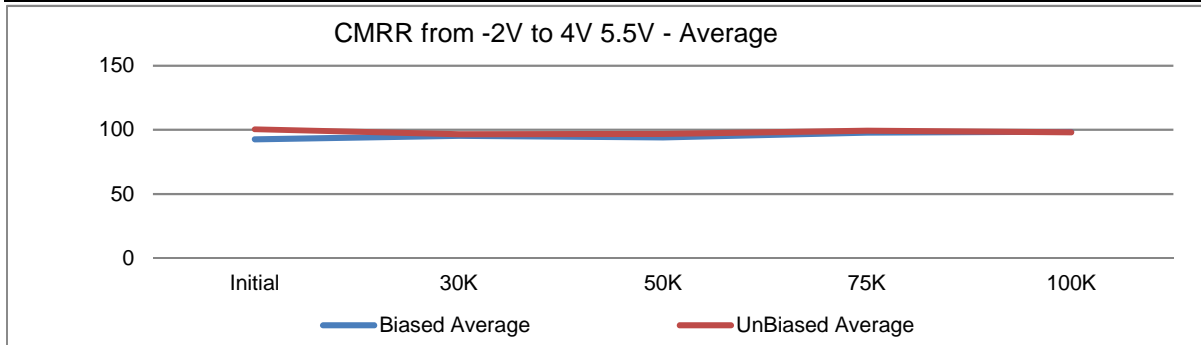
T# 43		Vout Delta from Vs w/-Vin=-0.5V 5.5V					mV
SN		Initial	30K	50K	75K	100K	Limit
Control	8	-33.23719	-33.21201	-33.32132	-33.21100	-33.22406	
	52	-33.35894	-33.29517	-33.30853	-33.17901	-33.28163	
Biased	3	-33.44224	-31.06909	-31.51101	-33.38370	-35.25151	
	4	-33.60244	-31.14585	-31.24234	-33.01270	-34.76537	
	48	-33.14748	-30.63411	-30.67941	-32.17475	-32.96154	
	49	-33.58321	-31.21622	-31.11440	-32.64170	-33.99778	
	Min	-33.60244	-31.21622	-31.51101	-33.38370	-35.25151	
	Max	-33.14748	-30.63411	-30.67941	-32.17475	-32.96154	
	Average	-33.44384	-31.01632	-31.13679	-32.80321	-34.24405	
UnBiased	5	-33.26923	-31.99023	-32.00357	-31.20247	-32.56495	
	7	-33.66651	-32.02221	-32.05474	-31.13211	-32.60972	
	50	-33.97409	-32.82180	-32.91832	-32.73125	-34.38797	
	51	-33.23719	-31.91347	-32.22106	-31.60546	-33.55642	
	Min	-33.97409	-32.82180	-32.91832	-32.73125	-34.38797	
	Max	-33.23719	-31.91347	-32.00357	-31.13211	-32.56495	
	Average	-33.53676	-32.18693	-32.29942	-31.66782	-33.27977	



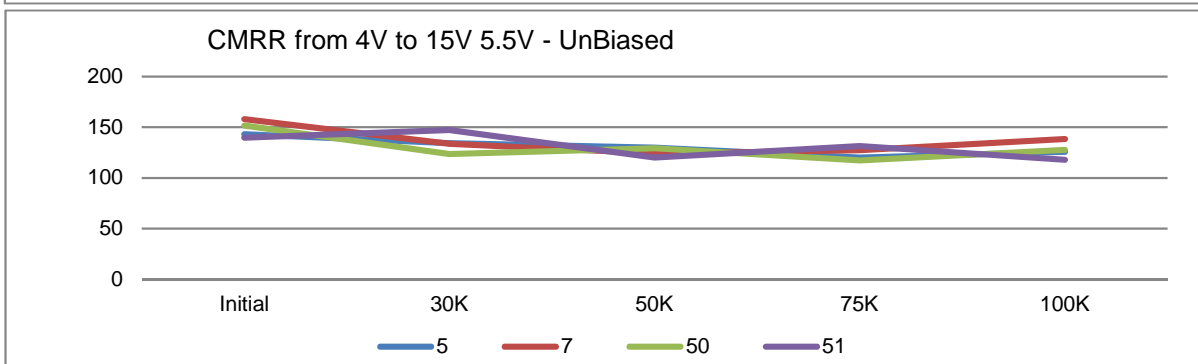
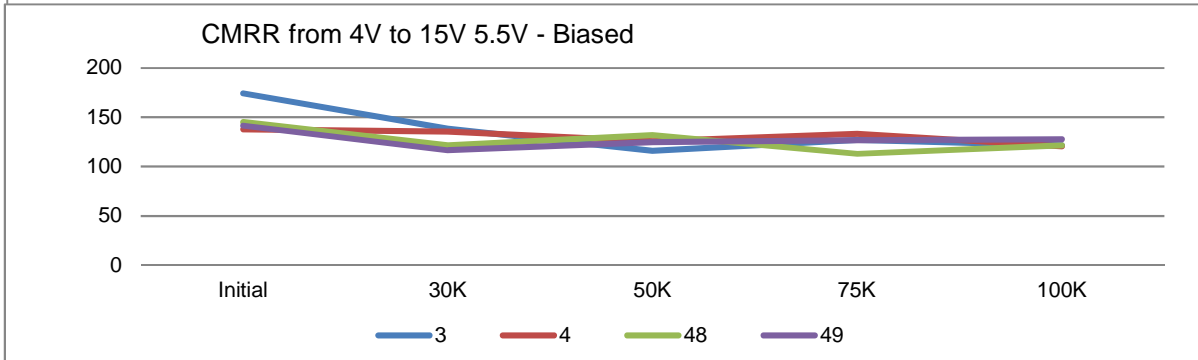
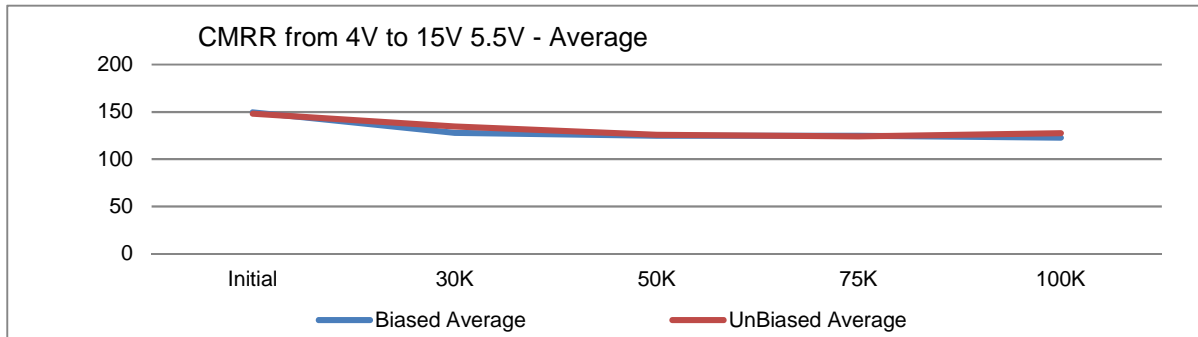
	T# 44	Vout Delta from GND w/-Vin=0.5V 5.5V					mV
	SN	Initial	30K	50K	75K	100K	Limit
Control	8	6.20274	6.17928	6.17298	6.24945	6.16634	
	52	6.35012	6.32640	6.33930	6.35180	6.31347	
Biased	3	6.21555	9.87661	14.94310	11.04048	20.32191	
	4	6.21555	9.58236	14.29702	10.59272	19.87415	
	48	6.36934	9.75507	14.33540	10.07460	18.98503	
	49	6.31167	10.47151	16.36960	10.97012	23.48182	
	Min	6.21555	9.58236	14.29702	10.07460	18.98503	
	Max	6.36934	10.47151	16.36960	11.04048	23.48182	
	Average	6.27803	9.92139	14.98628	10.66948	20.66573	
UnBiased	5	6.24759	6.81895	7.33082	13.11297	9.81874	
	7	6.21555	6.69741	7.17729	13.44559	9.86351	
	50	6.30526	7.10681	7.74022	17.17479	11.84005	
	51	6.38856	6.90851	7.60588	14.07246	10.77183	
	Min	6.21555	6.69741	7.17729	13.11297	9.81874	
	Max	6.38856	7.10681	7.74022	17.17479	11.84005	
	Average	6.28924	6.88292	7.46355	14.45145	10.57353	



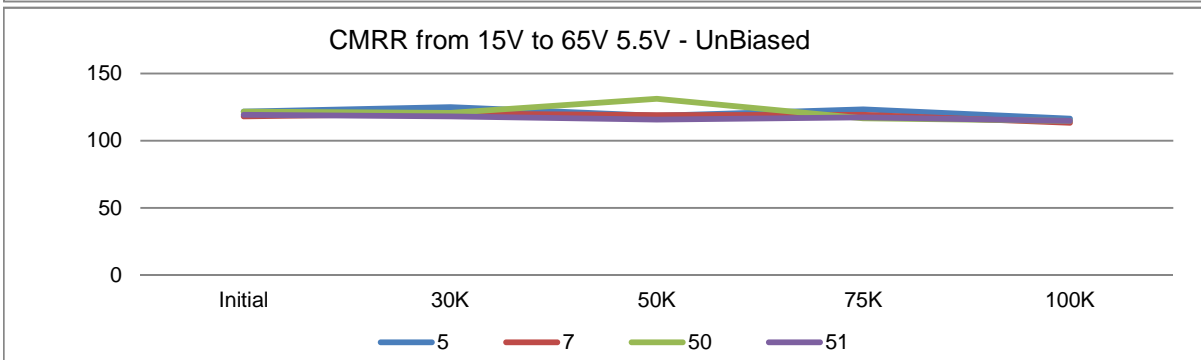
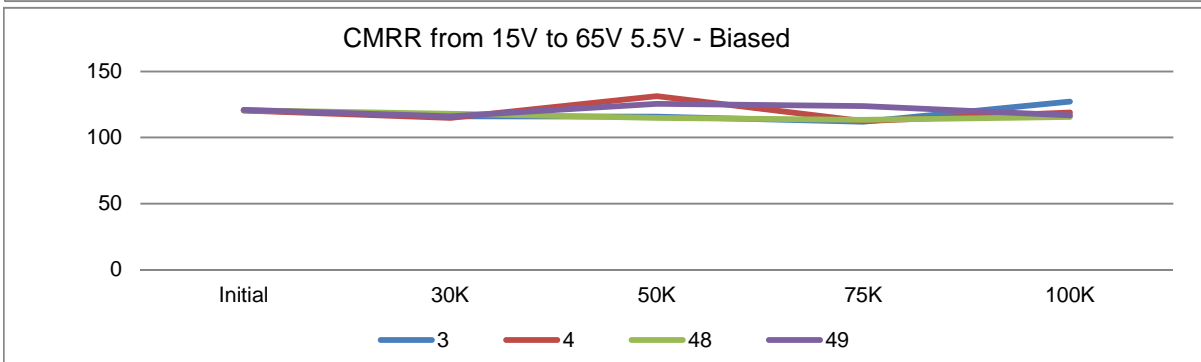
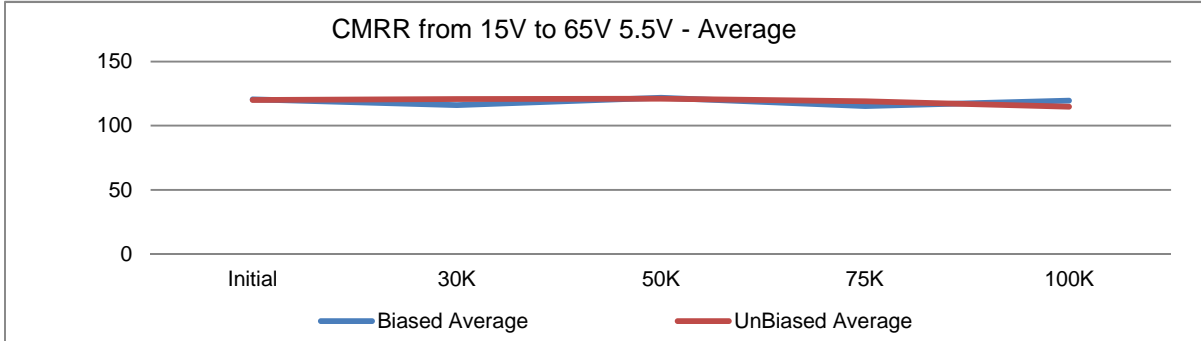
	T# 45	CMRR from -2V to 4V 5.5V					dB
	SN	Initial	30K	50K	75K	100K	Limit
Control	8	106.94173	101.01867	100.38107	107.26446	97.68162	>80
	52	95.44266	102.25085	93.88178	107.58241	101.45800	
Biased	3	97.71480	93.78753	100.62205	101.15522	99.02614	
	4	93.00114	95.06071	93.66805	102.19007	93.71518	
	48	90.46844	99.52724	93.91077	97.86118	112.40416	
	49	89.47015	92.93280	88.35933	90.19994	88.68864	
	Min	89.47015	92.93280	88.35933	90.19994	88.68864	
	Max	97.71480	99.52724	100.62205	102.19007	112.40416	
	Average	92.66363	95.32707	94.14005	97.85160	98.45853	
UnBiased	5	96.33176	97.49800	94.10896	99.14185	90.81023	
	7	116.40948	96.73635	103.20981	109.54087	111.96404	
	50	93.76601	96.32146	96.04919	92.01599	94.86185	
	51	95.37672	96.01170	94.57511	96.67763	94.56380	
	Min	93.76601	96.01170	94.10896	92.01599	90.81023	
	Max	116.40948	97.49800	103.20981	109.54087	111.96404	
	Average	100.47099	96.64188	96.98577	99.34409	98.04998	



	T# 46	CMRR from 4V to 15V 5.5V					dB
	SN	Initial	30K	50K	75K	100K	Limit
Control	8	138.66844	137.34511	147.39824	154.24702	144.56062	>100
	52	153.40361	147.39861	141.99101	141.57765	141.88565	
Biased	3	174.23148	138.32947	116.12537	127.16486	121.44747	
	4	137.84059	135.55710	125.74905	133.18546	120.55025	
	48	145.13457	121.54745	132.10249	112.96911	121.42760	
	49	141.46169	116.57951	124.73326	126.66092	127.61861	
	Min	137.84059	116.57951	116.12537	112.96911	120.55025	
	Max	174.23148	138.32947	132.10249	133.18546	127.61861	
	Average	149.66708	128.00338	124.67754	124.99509	122.76098	
UnBiased	5	143.22690	134.42255	129.87073	120.01088	125.83155	
	7	157.97321	133.53847	123.99567	127.43814	138.46965	
	50	151.62480	123.63026	129.11714	117.27708	127.65920	
	51	139.82828	147.20341	120.14653	131.51262	117.83000	
	Min	139.82828	123.63026	120.14653	117.27708	117.83000	
	Max	157.97321	147.20341	129.87073	131.51262	138.46965	
	Average	148.16330	134.69867	125.78252	124.05968	127.44760	

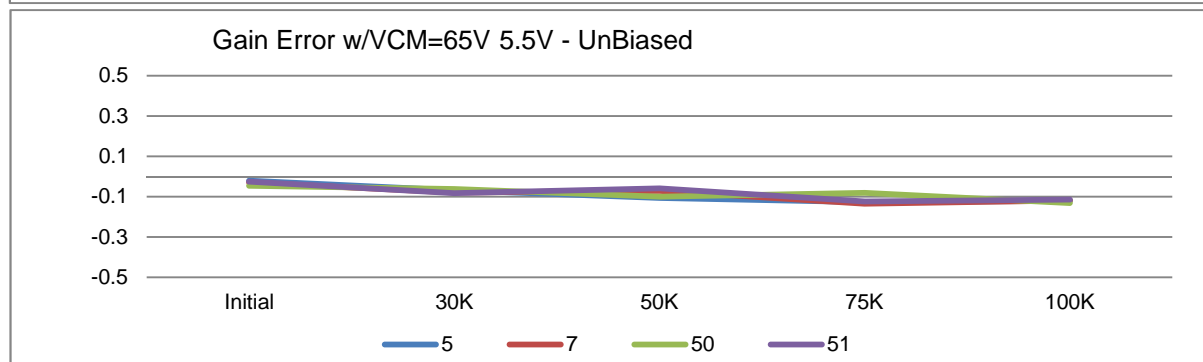
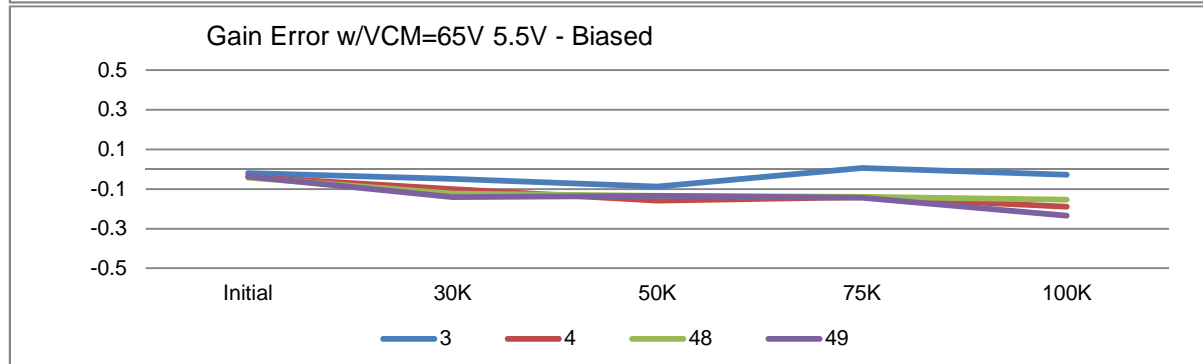
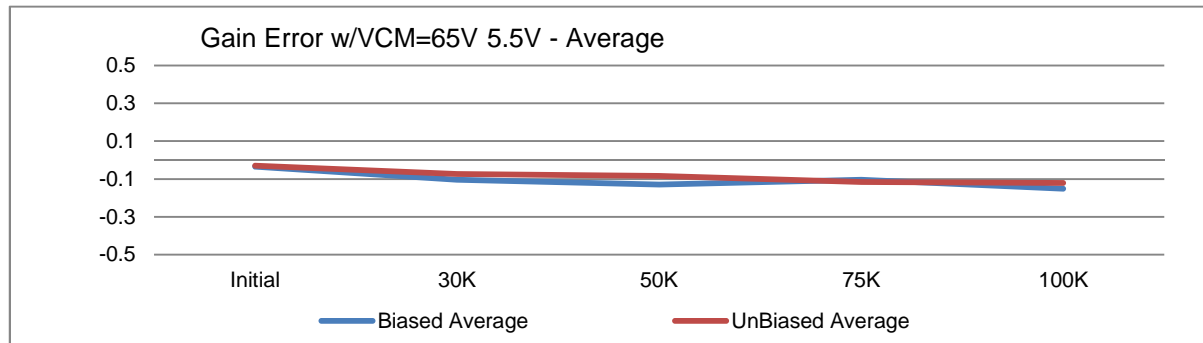


T# 47		CMRR from 15V to 65V 5.5V					dB
SN		Initial	30K	50K	75K	100K	Limit
Control	8	120.95105	122.07868	121.97302	122.58010	122.13492	>100
	52	119.92661	120.27427	119.85940	120.56593	120.10902	
Biased	3	120.57413	116.02988	115.73879	111.85729	127.15040	
	4	120.47358	114.71612	131.24753	112.47991	118.86360	
	48	120.56224	117.95226	114.75517	113.31642	115.61424	
	49	120.92004	115.92841	125.43228	123.89413	116.82552	
	Min	120.47358	114.71612	114.75517	111.85729	115.61424	
	Max	120.92004	117.95226	131.24753	123.89413	127.15040	
	Average	120.63250	116.15667	121.79344	115.38694	119.61344	
UnBiased	5	121.57565	124.90852	118.42565	123.32976	116.27990	
	7	118.02494	120.09821	119.09042	119.20160	113.30883	
	50	121.60239	120.59568	131.08669	116.62710	114.76172	
	51	119.33435	118.11627	115.74561	117.44478	114.69507	
	Min	118.02494	118.11627	115.74561	116.62710	113.30883	
	Max	121.60239	124.90852	131.08669	123.32976	116.27990	
	Average	120.13433	120.92967	121.08709	119.15081	114.76138	

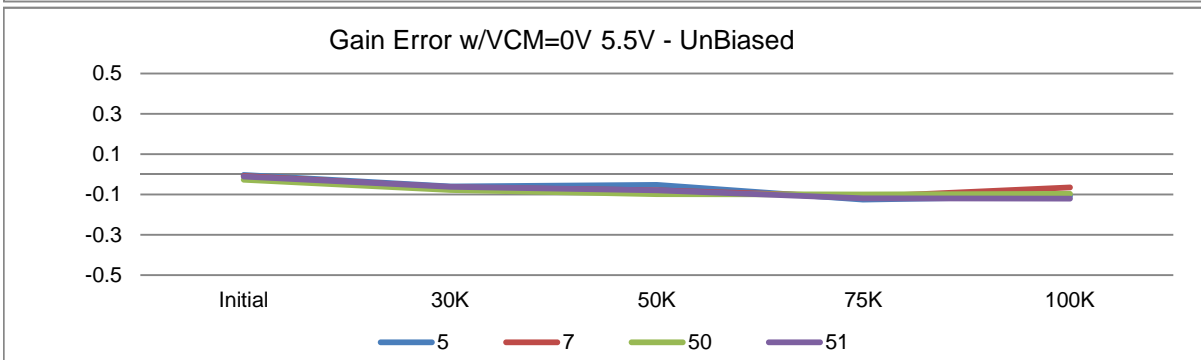
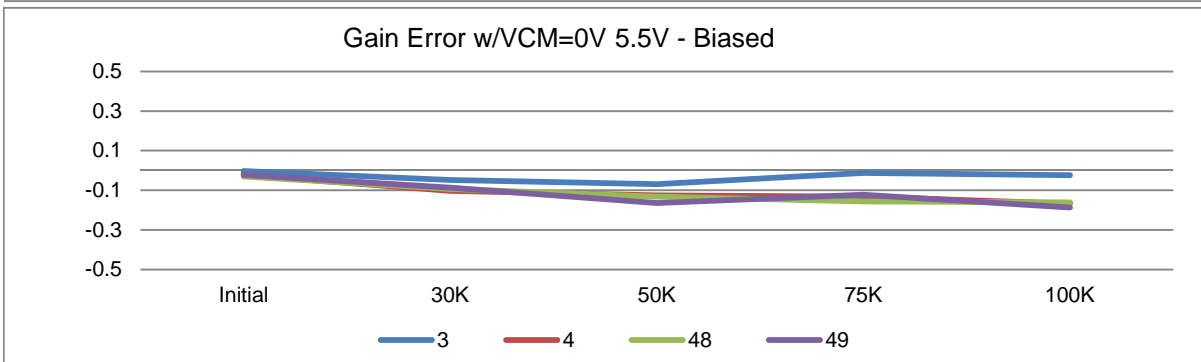
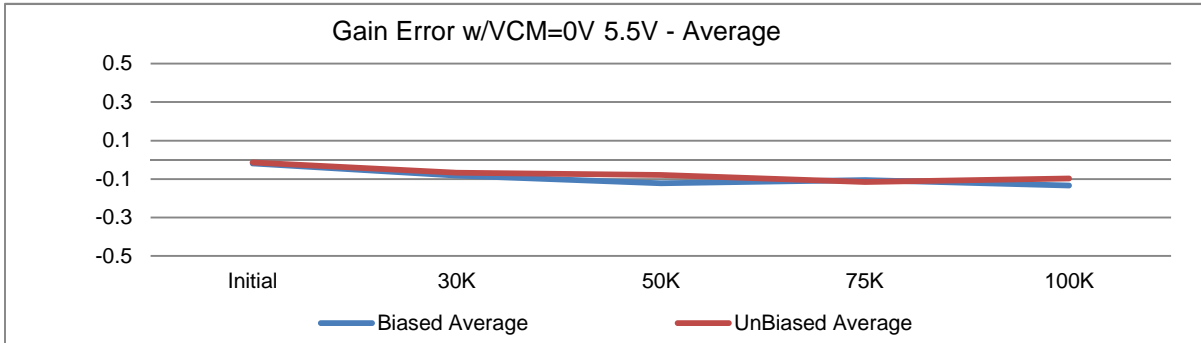




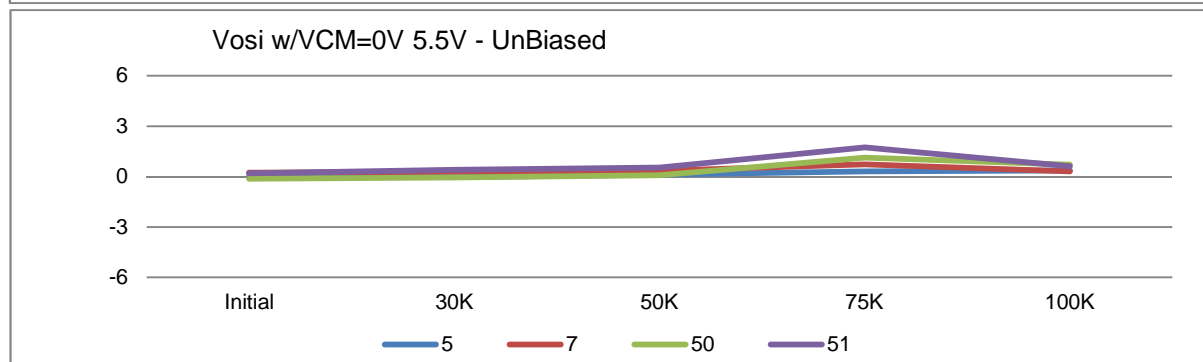
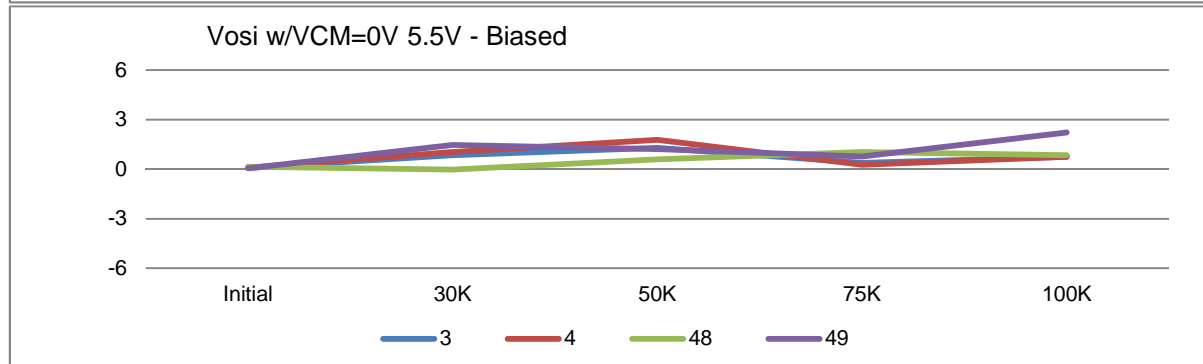
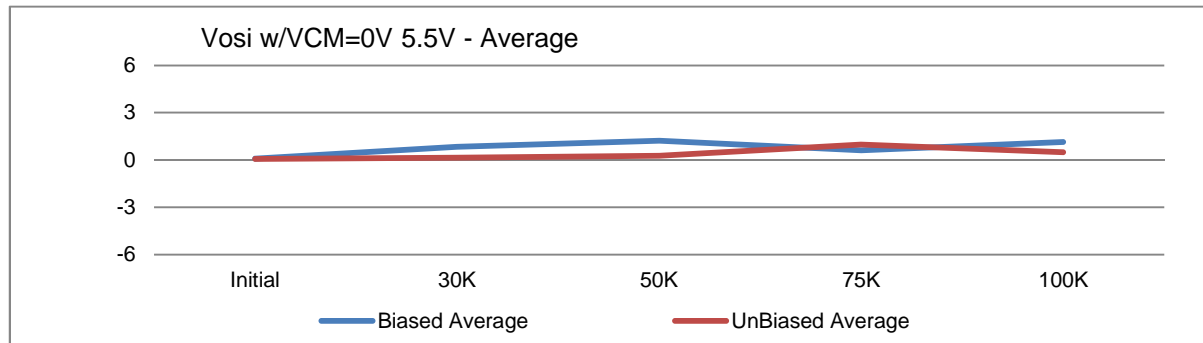
T# 48		Gain Error w/VCM=65V 5.5V					%
SN		Initial	30K	50K	75K	100K	Limit
Control	8	-0.04059	-0.03879	-0.03689	-0.03860	-0.03918	+/-0.5
	52	-0.03470	-0.03298	-0.02980	-0.03995	-0.03251	
Biased	3	-0.01944	-0.04837	-0.08804	0.00572	-0.02800	
	4	-0.03978	-0.10031	-0.15795	-0.14019	-0.18983	
	48	-0.04303	-0.12363	-0.13503	-0.13845	-0.15336	
	49	-0.03774	-0.14155	-0.13401	-0.14348	-0.23404	
	Min	-0.04303	-0.14155	-0.15795	-0.14348	-0.23404	
	Max	-0.01944	-0.04837	-0.08804	0.00572	-0.02800	
	Average	-0.03500	-0.10347	-0.12876	-0.10410	-0.15131	
UnBiased	5	-0.01967	-0.06810	-0.10596	-0.12648	-0.12041	
	7	-0.02967	-0.07956	-0.07088	-0.13401	-0.11884	
	50	-0.04495	-0.06183	-0.09923	-0.08091	-0.13109	
	51	-0.02554	-0.08257	-0.05789	-0.12391	-0.11391	
	Min	-0.04495	-0.08257	-0.10596	-0.13401	-0.13109	
	Max	-0.01967	-0.06183	-0.05789	-0.08091	-0.11391	
	Average	-0.02996	-0.07302	-0.08349	-0.11633	-0.12106	



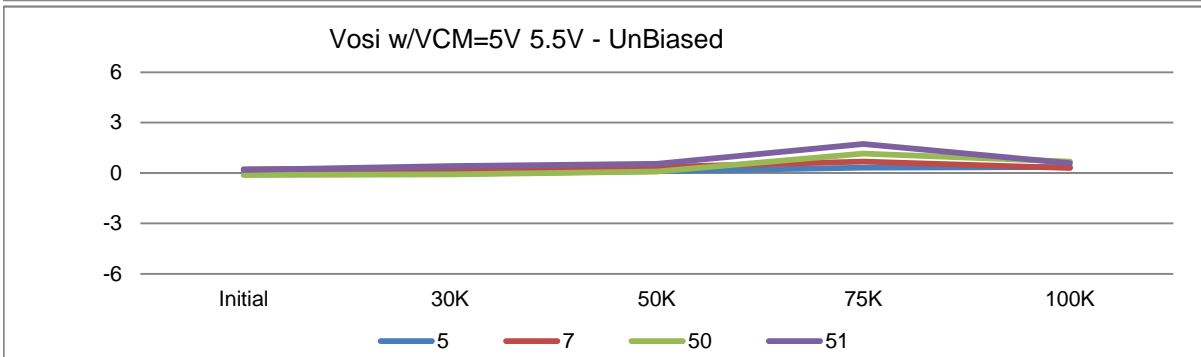
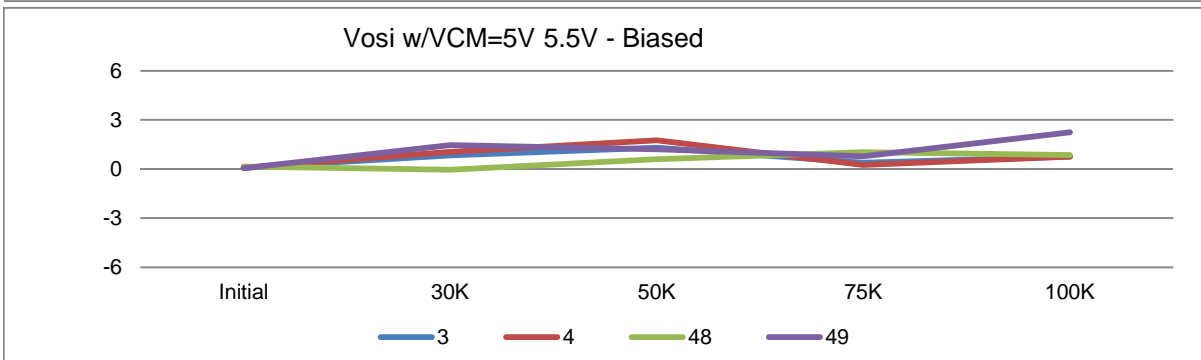
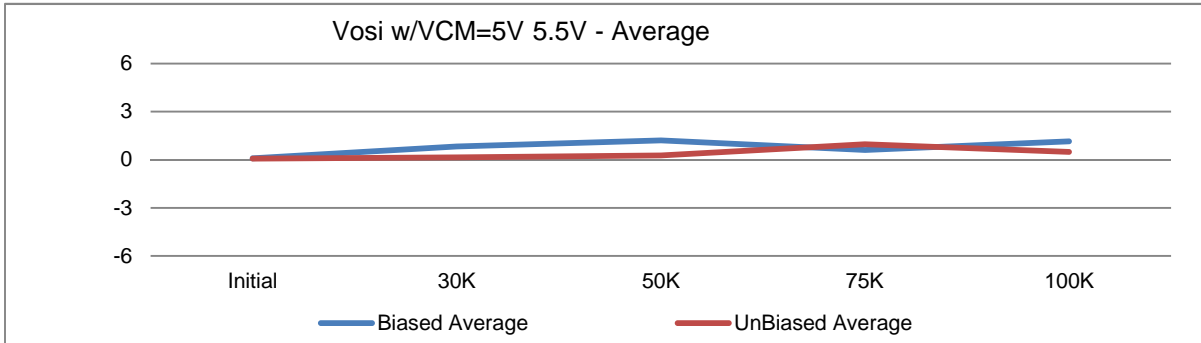
T# 49		Gain Error w/VCM=0V 5.5V					%
SN		Initial	30K	50K	75K	100K	Limit
Control	8	-0.02157	-0.02073	-0.02061	-0.01979	-0.02168	+/-0.5
	52	-0.02244	-0.01973	-0.01762	-0.02223	-0.01923	
Biased	3	-0.00245	-0.04857	-0.06831	-0.01286	-0.02389	
	4	-0.02127	-0.10284	-0.12605	-0.13192	-0.16685	
	48	-0.02989	-0.09256	-0.13252	-0.15518	-0.16042	
	49	-0.02171	-0.08721	-0.16421	-0.12228	-0.18623	
	Min	-0.02989	-0.10284	-0.16421	-0.15518	-0.18623	
	Max	-0.00245	-0.04857	-0.06831	-0.01286	-0.02389	
	Average	-0.01883	-0.08280	-0.12277	-0.10556	-0.13435	
UnBiased	5	-0.00383	-0.06124	-0.05344	-0.12640	-0.10810	
	7	-0.00901	-0.06494	-0.07955	-0.11126	-0.06556	
	50	-0.02800	-0.07788	-0.09935	-0.10103	-0.09645	
	51	-0.01197	-0.06234	-0.08001	-0.11993	-0.12054	
	Min	-0.02800	-0.07788	-0.09935	-0.12640	-0.12054	
	Max	-0.00383	-0.06124	-0.05344	-0.10103	-0.06556	
	Average	-0.01320	-0.06660	-0.07809	-0.11466	-0.09766	



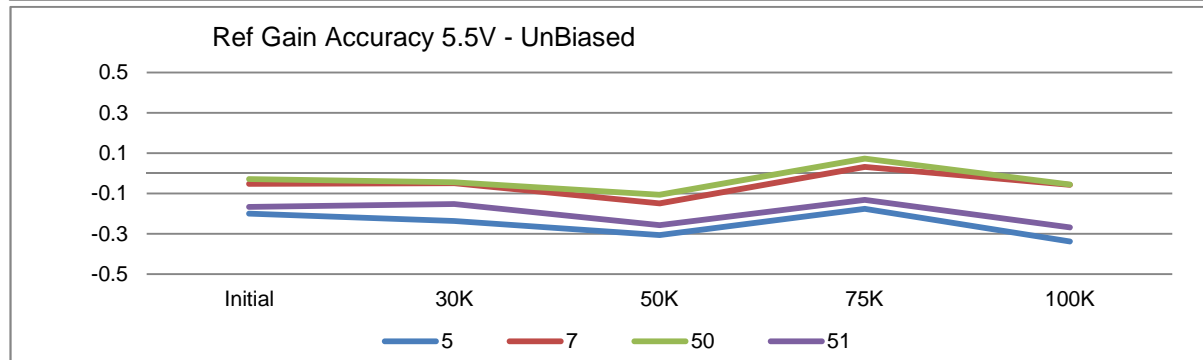
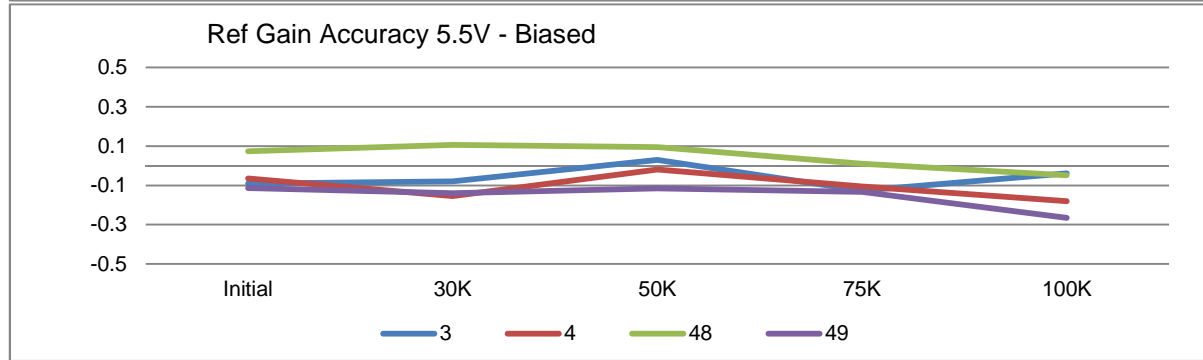
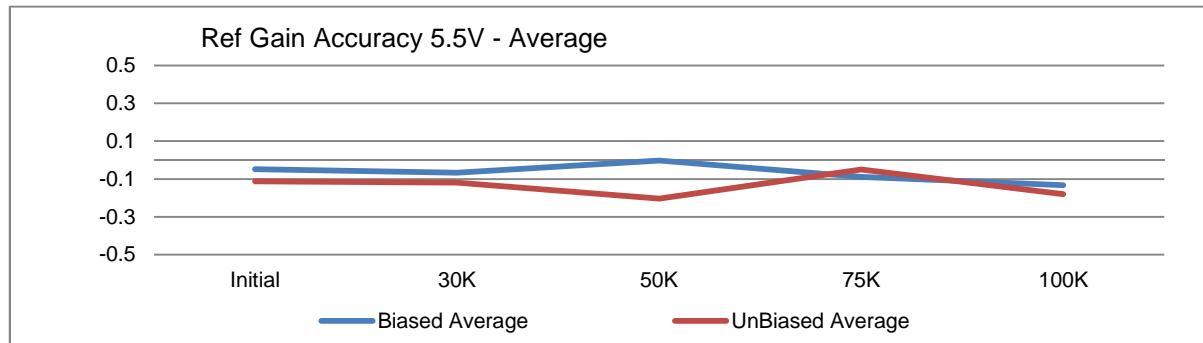
T# 50		Vosi w/VCM=0V 5.5V					mV
SN		Initial	30K	50K	75K	100K	Limit
Control	8	0.06862	0.07776	0.07714	0.05797	0.09134	+/-6
	52	-0.11294	-0.16878	-0.10894	-0.18235	-0.16969	
Biased	3	0.07180	0.84872	1.30251	0.37776	0.75988	
	4	0.08457	1.04792	1.78158	0.27316	0.75323	
	48	0.15258	-0.01631	0.59856	1.03699	0.83980	
	49	0.05448	1.47023	1.22458	0.76128	2.22252	
	Min	0.05448	-0.01631	0.59856	0.27316	0.75323	
	Max	0.15258	1.47023	1.78158	1.03699	2.22252	
	Average	0.09086	0.83764	1.22681	0.61230	1.14386	
UnBiased	5	-0.00405	-0.02562	0.12122	0.31482	0.36714	
	7	0.22459	0.28939	0.34981	0.73183	0.30453	
	50	-0.12180	-0.06171	0.08351	1.12746	0.70278	
	51	0.19043	0.41000	0.53057	1.73835	0.61156	
	Min	-0.12180	-0.06171	0.08351	0.31482	0.30453	
	Max	0.22459	0.41000	0.53057	1.73835	0.70278	
	Average	0.07229	0.15302	0.27128	0.97812	0.49650	



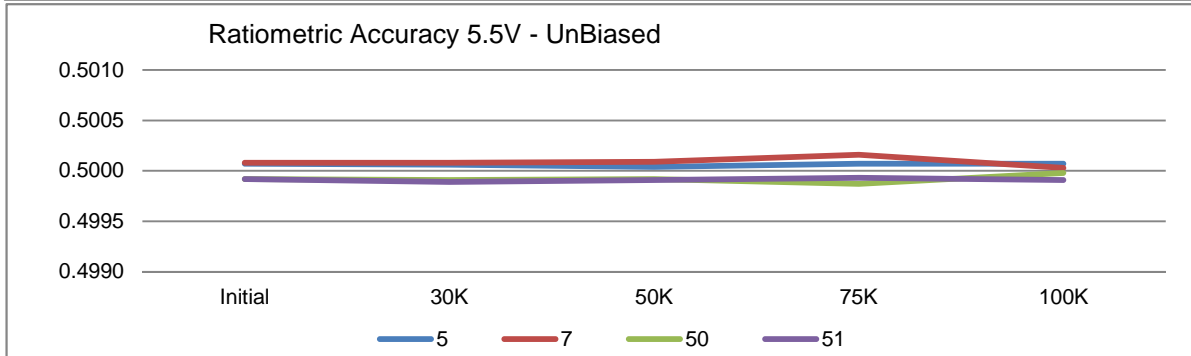
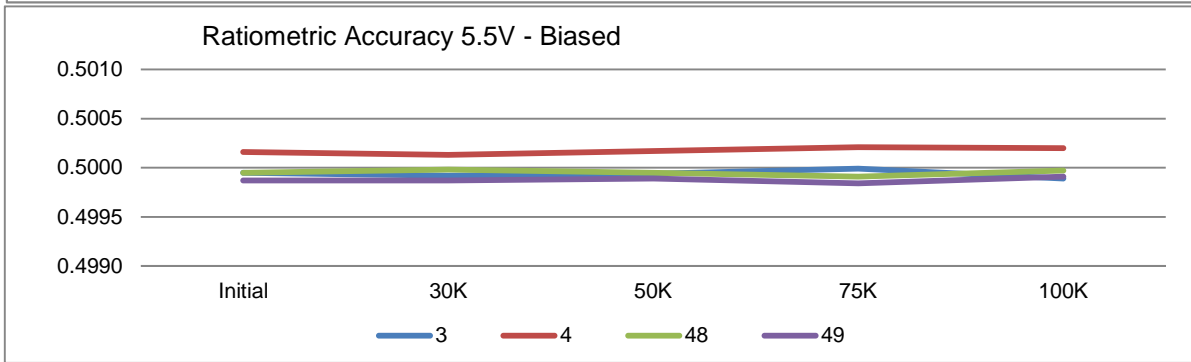
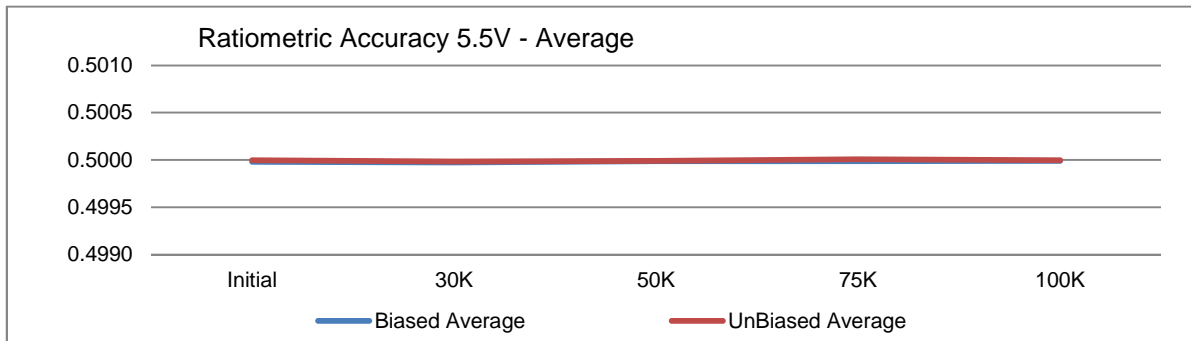
	T# 51	Vosi w/VCM=5V 5.5V					mV
	SN	Initial	30K	50K	75K	100K	Limit
Control	8	0.06922	0.07817	0.07676	0.05610	0.09179	+/-6
	52	-0.11415	-0.16959	-0.11037	-0.18409	-0.17047	
Biased	3	0.07033	0.84210	1.30334	0.38827	0.76862	
	4	0.08565	1.05919	1.76139	0.25879	0.75694	
	48	0.15080	-0.03516	0.59630	1.03286	0.85541	
	49	0.05424	1.46556	1.20668	0.77824	2.25483	
	Min	0.05424	-0.03516	0.59630	0.25879	0.75694	
	Max	0.15080	1.46556	1.76139	1.03286	2.25483	
	Average	0.09026	0.83292	1.21693	0.61454	1.15895	
UnBiased	5	-0.00535	-0.03282	0.11919	0.32598	0.35821	
	7	0.22375	0.28157	0.35984	0.68446	0.29676	
	50	-0.12367	-0.08246	0.08160	1.15171	0.68905	
	51	0.18923	0.40551	0.54375	1.73457	0.59072	
	Min	-0.12367	-0.08246	0.08160	0.32598	0.29676	
	Max	0.22375	0.40551	0.54375	1.73457	0.68905	
	Average	0.07099	0.14295	0.27610	0.97418	0.48369	



	T# 52	Ref Gain Accuracy 5.5V					mV/V
	SN	Initial	30K	50K	75K	100K	Limit
Control	8	-0.03972	-0.03747	-0.04341	-0.03928	-0.05007	
	52	-0.13882	-0.14718	-0.14309	-0.14592	-0.14418	
Biased	3	-0.09058	-0.07926	0.03001	-0.12595	-0.03866	
	4	-0.06556	-0.15367	-0.01930	-0.10550	-0.17994	
	48	0.07441	0.10669	0.09536	0.01004	-0.04905	
	49	-0.11295	-0.13960	-0.11516	-0.13332	-0.26471	
	Min	-0.11295	-0.15367	-0.11516	-0.13332	-0.26471	
	Max	0.07441	0.10669	0.09536	0.01004	-0.03866	
	Average	-0.04867	-0.06646	-0.00227	-0.08868	-0.13309	
UnBiased	5	-0.19961	-0.23563	-0.30617	-0.17517	-0.33786	
	7	-0.05236	-0.04817	-0.14894	0.03218	-0.05691	
	50	-0.02904	-0.04462	-0.10554	0.07260	-0.05459	
	51	-0.16592	-0.15136	-0.25671	-0.13117	-0.26872	
	Min	-0.19961	-0.23563	-0.30617	-0.17517	-0.33786	
	Max	-0.02904	-0.04462	-0.10554	0.07260	-0.05459	
	Average	-0.11173	-0.11995	-0.20434	-0.05039	-0.17952	



T# 53		Ratiometric Accuracy 5.5V					V/V
SN		Initial	30K	50K	75K	100K	Limit
Control	8	0.49998	0.49997	0.49998	0.49998	0.49995	>.499
	52	0.49999	0.49999	0.49998	0.49998	0.49999	<.501
Biased	3	0.49995	0.49992	0.49994	0.49999	0.49989	
	4	0.50016	0.50013	0.50017	0.50021	0.50020	
	48	0.49995	0.49998	0.49995	0.49991	0.49997	
	49	0.49987	0.49987	0.49989	0.49984	0.49991	
	Min	0.49987	0.49987	0.49989	0.49984	0.49989	
	Max	0.50016	0.50013	0.50017	0.50021	0.50020	
	Average	0.49998	0.49998	0.49999	0.49999	0.49999	
UnBiased	5	0.50007	0.50006	0.50004	0.50007	0.50007	
	7	0.50008	0.50008	0.50009	0.50016	0.50003	
	50	0.49992	0.49991	0.49992	0.49987	0.49998	
	51	0.49992	0.49989	0.49991	0.49993	0.49991	
	Min	0.49992	0.49989	0.49991	0.49987	0.49991	
	Max	0.50008	0.50008	0.50009	0.50016	0.50007	
	Average	0.50000	0.49999	0.49999	0.50001	0.50000	



T# 54		PSRR w/VCM=10V 4.5V to 5.5V					dB
SN		Initial	30K	50K	75K	100K	Limit
Control	8	105.74527	109.98468	107.48553	109.14882	108.24123	>65
	52	92.74722	94.27664	93.36256	93.70615	93.42745	
Biased	3	106.13138	79.60112	91.62074	80.03934	72.95837	
	4	102.99394	75.15672	70.16426	78.18587	72.86375	
	48	95.97216	78.73282	85.63728	84.12789	86.82118	
	49	91.94025	73.15698	75.34456	72.75673	72.37543	
	Min	91.94025	73.15698	70.16426	72.75673	72.37543	
	Max	106.13138	79.60112	91.62074	84.12789	86.82118	
	Average	99.25943	76.66191	80.69171	78.77746	76.25468	
UnBiased	5	96.47688	78.97641	79.09042	73.63774	82.10353	
	7	94.81013	84.52583	81.10404	98.00950	84.62003	
	50	122.27757	77.11562	75.60706	72.95701	74.90894	
	51	95.90239	81.19006	78.69409	73.18353	76.10775	
	Min	94.81013	77.11562	75.60706	72.95701	74.90894	
	Max	122.27757	84.52583	81.10404	98.00950	84.62003	
	Average	102.36674	80.45198	78.62390	79.44695	79.43506	

