



## ADI General RoHS Compliance Information

### 1. RoHS compliant definition

ADI defines RoHS compliant to mean Pb, Hg, Cd, Cr (+6), PBB, PBDE, DEHP, BBP, DBP and DIBP are not intentionally added during the manufacturing process and have upper concentration limits as defined below. In addition, RoHS compliant indicates the packages can withstand a peak reflow temperature of 255 +5/-0 deg C.

<u>RoHS Banned Substance</u>	<u>CAS Number</u>	<u>Maximum Concentration Value</u>
Hg (Mercury)	7439-92-1	1000 ppm
Pb (Lead)	7439-97-6	1000 ppm
Cd (Cadmium)	7440-43-9	100 ppm
Cr(+6) (Hexavalent Chromium)	18540-29-9	1000 ppm
PBB (Polybrominated Biphenyl)	-	1000 ppm
PBDE (Polybrominated Diethyl Ether)	-	1000 ppm
DEHP (Bis(2-Ethylhexyl) phthalate )	-	1000 ppm
BBP (Benzyl butyl phthalate)	-	1000 ppm
DBP (Dibutyl phthalate)	-	1000 ppm
DIBP (Diisobutyl phthalate)	-	1000 ppm

### 2. RoHS compliant package materials and terminal finishes

ADI offers RoHS compliant solutions for most of its products. Material sets have been qualified to withstand a +255°C (+5/-0°C) peak reflow temperature. The primary terminal finishes for plastic encapsulated and hermetic products are matte Sn plating with a post plating bake (1 hour at 150°C within 24 hours of plating, implemented between EIA date code 0518-0522), SnAgCu solder spheres, and Au plating. NiPdAu is also available for select products.

### 3. Part naming convention for RoHS compliance

The ADI legacy standard naming convention for RoHS compliant products requires the letter "Z" as a suffix to the existing part number.

All Hittite legacy products are RoHS Compliant. However, the Hittite Federal products standard naming convention for RoHS compliant products requires the letter "E" as a suffix to the existing part number.

All LTC legacy products bearing the suffix "#PBF OR #TRPBF" after the part number are RoHS compliant. The suffix "Z", "E" and "#PBF or #TRPBF" generally appears at the end of the part name (i.e. after the character that denotes the package style). For example:

	<u>Standard Part Name</u>	<u>RoHS Compliant Part Name</u>
ADI Legacy Products	ADM1024ARU-REEL AD648KR	ADM1024ARUZ-REEL AD648KRZ
Hittite Legacy Products	HMC6407LP5 HMC199AMS8TR	HMC6407LP5E HMC199MS8ETR
LTC Legacy Products	LTC1517CS5-3.3 LTC6993MPS6-4#TR	LTC1517CS5-3.3#PBF LTC6993MPS6-4#TRPBF

Certain products introduced to the market as RoHS compliant only (i.e. there is no standard SnPb or SnPbAg finish on these parts) do not carry a "Z" suffix, but the data sheet, web product page, part marking, and labeling clearly indicate these products as RoHS compliant.

All models intended to be offered as RoHS compliant are visible to customers through the WWW ordering guide. Customers should contact Local Sales or Distributors with any new product transition requests.

**4. Part marking convention for RoHS compliance**



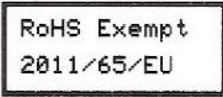
RoHS compliant devices have a "#" symbol marked on the top or bottom of the package. Smaller packages, such as SOT23, SC70 and TSOT, are too small to accommodate an additional character, and as a result, there is no "#" marking on the package. For these smaller packages, a unique brand code is used to denote RoHS compliance.



**5. China RoHS**

Analog Devices products considered as EU RoHS Compliant part, do not contain any China RoHS substance above the indicated levels set forth in the People's Republic of China Electronic Industry Standard SJ/T 11364-2006 for the Requirements for Concentration Limits for Certain Hazardous Substances in Electronic Information Product.

**6. Labeling for RoHS compliance**

Shipping containers for products compliant with RoHS regulations are labeled with "RoHS Compliant" and China environment-friendly logos. The labels also contain the Pb free external finish code (i.e., e3, e1, etc) as specified in JEDEC JESD97 standard and MSL ratings.

Shipping Label LOGOS	<u>RoHS</u>	<u>China Environment-Friendly Use Period or EFUP *</u>
<u>RoHS Compliant</u>		
<u>RoHS Exempt</u>		

<p>RoHS Non-Compliant</p>	 																									
	<table border="1"> <thead> <tr> <th rowspan="2">Part Name 零件名称</th> <th colspan="6">Hazardous Substance 有害物质</th> </tr> <tr> <th>Lead (Pb) 铅</th> <th>Mercury (Hg) 汞</th> <th>Cadmium (Cd) 镉</th> <th>Hexavalent Chromium (Cr(VI)) 六价铬</th> <th>Polybrominated biphenyls (PBB) 多溴联苯</th> <th>Polybrominated diphenyl ethers (PBDE) 多溴联苯醚</th> </tr> </thead> <tbody> <tr> <td>IC 集成电路</td> <td style="text-align: center;">X</td> <td style="text-align: center;">O</td> <td style="text-align: center;">O</td> <td style="text-align: center;">O</td> <td style="text-align: center;">O</td> <td style="text-align: center;">O</td> </tr> </tbody> </table> <p>This table is compiled according to SJ/T 11364 standard. 此表是根据 SJ/T 11364 标准编译。</p> <p>O: indicates that said hazardous substance contained in all of the homogeneous materials for this part is below the limit requirement of GB/T 26572.  O: 表示说, 包含在该器件所有均质材料中的这部分有害物质低于 GB/T 26572 的限量要求。</p> <p>X: Indicates that said hazardous substance contained in at least one of the homogenous materials used for this part is above the limit requirement of GB/T 26572.  X: 表示说, 包含在该器件至少一种均质材料中的这部分有害物质高于 GB/T 26572 的限量要求。</p> <p style="text-align: center;">Example</p>							Part Name 零件名称	Hazardous Substance 有害物质						Lead (Pb) 铅	Mercury (Hg) 汞	Cadmium (Cd) 镉	Hexavalent Chromium (Cr(VI)) 六价铬	Polybrominated biphenyls (PBB) 多溴联苯	Polybrominated diphenyl ethers (PBDE) 多溴联苯醚	IC 集成电路	X	O	O	O	O
Part Name 零件名称	Hazardous Substance 有害物质																									
	Lead (Pb) 铅	Mercury (Hg) 汞	Cadmium (Cd) 镉	Hexavalent Chromium (Cr(VI)) 六价铬	Polybrominated biphenyls (PBB) 多溴联苯	Polybrominated diphenyl ethers (PBDE) 多溴联苯醚																				
IC 集成电路	X	O	O	O	O	O																				

\* EFUP = environment-friendly-use-period, 50 years for components and 25 years for components containing a PCB.

**7. RoHS compliance transition history**

ADI transitioned products to RoHS compliance under PCN #02\_0011 and #04\_0065.

PCN #02\_0011 (closed 2004): LFCSP, LQFP, MQFP, miniSO, PDIP, QSOP, SOIC, SOT-23, SSOP, TQFP, TSSOP

PCN #04\_0065 (closed 2007): CSP\_BGA, Header, LQFP 24x24, LQFP integrated heat sink, MQFP 32x32, MQFP integrated heat sink, PBGA, PLCC, PSOP, QSOP exposed pad, SBDIP, SBGA, SC70, SOIC exposed pad, SOT-143, SOT-223, TO-92, TQFP exposed pad, TSSOP exposed pad, TSOT, WLCSP

**8. Support for materials with Pb**

ADI encourages customers to transition to RoHS compliant products but will continue to support SnPb plating and SnPbAg solder spheres where manufacturing capability exists at our supplier base. ADI has no plan to make cerdip or cerpack packages RoHS compliant.

ADI continues to use Pb in die attach adhesives, glass, and flip chip interconnection where regulations allow an exemption until reliable alternatives are available. ADI defines “RoHS Compliant with Exemption” or “RoHS Exempt” as products that contain lead but are compliant with the Directive 2011/65/EU that applies to a specific EU RoHS Exemption. Under Article 4 of the following conditions applies to the following exemption

Ceramic MEMS products in LCC package, as well as Bumped Chip WLCSP, TO-220, DDPACK, SOT223 and TO247 and Ceramic BGA packages labeled as “RoHS with Exemption” are assembled using a Soft Solder Die attach material containing more than 90%Pb. These fall under Exemption 7(a) Lead in high melting temperature type solders (i.e. lead-based alloys containing 85 % by weight or more lead).

Glass capped MEMS products in LCC, LGA, LGA CAV, SOIC\_CAV, SOIC\_N\_EP, SOIC\_W, and Ceramic BGA Packages labeled as “RoHS with Exemption” uses seal glass that fall under Exemption 7(c)-1, Electrical and electronic components containing lead in a glass or ceramic other than dielectric ceramic in capacitors, e.g. piezo electronic devices, or in a glass or ceramic matrix compound.

SOT23 FCOL, , Flip chip CSP BGA and Flip chip BGA\_ED labeled as “RoHS with Exemption” use lead contained solder bumps that fall under Exemption 15 Lead in solders to complete a viable electrical connection between semiconductor die and carrier within integrated circuit flip chip packages

### 9. Reflow Profile

ADI advises reflow profiles should conform to JEDEC J-STD-020 standard which can be downloaded from the JEDEC website under “Free Standards”.

<http://www.jedec.org/>

### 9. Backward and forward compatibility

Backward compatibility for matte Sn, NiPdAu and Au: ADI products with matte Sn, NiPdAu, and Au finishes are backward compatible with optimized SnPb reflow processes.

Backward compatibility for SnAgCu: ADI products with SnAgCu solder finishes are not backward compatible with SnPb reflow processes.

Forward compatibility for SnPb: ADI products with SnPb finish are not forward compatible with +255°C (+5/-0°C) reflow processes. Concerns include weak solder joints caused by Bi in the solder paste reacting with Pb delamination resulting from package material sets that are not +255°C (+5/-0°C) compatible, and solder ball voiding caused by Pb free solder paste outgassing into the solder ball.

### 10. Matte Sn whisker data

Matte Sn is a widely available industry standard that has been in production for many years with excellent quality and reliability. All matte Sn plated devices undergo a post plating bake for 1 hour at 150 degrees C within 24 hours of plating to mitigate Sn whisker growth. Sn whisker testing is done based on the test methodology outlined in JEDEC JESD22A121 standard (Test Method for Measuring Whisker Growth on Tin and Tin Alloy Surface Finishes) with read-point intervals of 1000 hours or 500 cycles. Test results are in the table below.

Criteria →		Maximum 20 um (Class 1a)	Maximum 40 um (Class 2)	Maximum 45 um (Class 2)
Package	Preconditioning	Temperature Humidity Storage (30/60%RH, 4000 Hrs)	High Temperature Humidity Storage (55°C/85%RH, 4000 Hrs)	Temperature Cycle (-55/+85°C, 1500 Cyc)
LFCSP	No precon	Acceptable	Acceptable	Acceptable
	Precon @ 215-220°C	Acceptable	Acceptable	Acceptable
	Precon @ 260°C	Acceptable	Acceptable	Acceptable
LQFP	No precon	Acceptable	Acceptable	Acceptable
	Precon @ 215-220°C	Acceptable	Acceptable	Acceptable
	Precon @ 260°C	Acceptable	Acceptable	Acceptable
MQFP	No precon	Acceptable	Acceptable	Acceptable
	Precon @ 215-220°C	Acceptable	Acceptable	Acceptable
	Precon @ 260°C	Acceptable	Acceptable	Acceptable
MINISO	No precon	See QSOP results	See QSOP results	See QSOP results
	Precon @ 215-220°C	See QSOP results	See QSOP results	See QSOP results
	Precon @ 260°C	Acceptable	Acceptable	Acceptable
PDIP	No precon	Acceptable	Acceptable	Acceptable
	Precon @ 215-220°C	Acceptable	Acceptable	Acceptable
	Precon @ 260°C	Acceptable	Acceptable	Acceptable

Criteria →		Maximum 20 um (Class 1a)	Maximum 40 um (Class 2)	Maximum 45 um (Class 2)
Package	Preconditioning	<b>Temperature Humidity Storage (30/60%RH, 4000 Hrs)</b>	<b>High Temperature Humidity Storage (55°C/85%RH, 4000 Hrs)</b>	<b>Temperature Cycle (-55/+85°C, 1500 Cyc)</b>
PLCC	No precon	Acceptable	Acceptable	Acceptable
	Precon @ 215-220°C	Acceptable	Acceptable	Acceptable
	Precon @ 260°C	Acceptable	Acceptable	Acceptable
PSOP	No precon	Acceptable	Acceptable	Acceptable
	Precon @ 215-220°C	Acceptable	Acceptable	Acceptable
	Precon @ 260°C	Acceptable	Acceptable	Acceptable
QSOP	No precon	Acceptable	Acceptable	Acceptable
	Precon @ 215-220°C	Acceptable	Acceptable	Acceptable
	Precon @ 260°C	Acceptable	Acceptable	Acceptable
SC70/ SOT143/ SOT23-3Ld	No precon	Acceptable	Acceptable	Acceptable
	Precon @ 215-220°C	Acceptable	Acceptable	Acceptable
	Precon @ 260°C	Acceptable	Acceptable	Acceptable
SOIC_N	No precon	Acceptable	Acceptable	Acceptable
	Precon @ 215-220°C	Acceptable	Acceptable	Acceptable
	Precon @ 260°C	Acceptable	Acceptable	Acceptable
SOIC_W	No precon	Acceptable	Acceptable	Acceptable
	Precon @ 215-220°C	Acceptable	Acceptable	Acceptable
	Precon @ 260°C	Acceptable	Acceptable	Acceptable
SOT223	No precon	Acceptable	Acceptable	Acceptable
	Precon @ 215-220°C	Acceptable	Acceptable	Acceptable
	Precon @ 260°C	Acceptable	Acceptable	Acceptable
SOT23	No precon	See QSOP results	See QSOP results	See QSOP results
	Precon @ 215-220°C	See QSOP results	See QSOP results	See QSOP results
	Precon @ 260°C	Acceptable	Acceptable	Acceptable
SSOP	No precon	Acceptable	Acceptable	Acceptable
	Precon @ 215-220°C	Acceptable	Acceptable	Acceptable
	Precon @ 260°C	Acceptable	Acceptable	Acceptable
TQFP	No precon	Acceptable	Acceptable	Acceptable
	Precon @ 215-220°C	Acceptable	Acceptable	Acceptable
	Precon @ 260°C	Acceptable	Acceptable	Acceptable
TSSOP	No precon	Acceptable	Acceptable	Acceptable
	Precon @ 215-220°C	Acceptable	Acceptable	Acceptable
	Precon @ 260°C	Acceptable	Acceptable	Acceptable

### 11. RoHS Compliance for Evaluation Boards

Analog Devices evaluation boards are specifically designed for the purpose of research and development and are made available solely on a business-to-business basis and are therefore excluded from the scope of the RoHS 2 Directive.