







Package Outline (Punch and Sawn LFCSP)

COMPARISON	CURRENT	NEW	REMARKS
Package	Punch	Sawn	
Figure			Punch has flange edges. Sawn has sharp square edges.
Thickness	0.85 mm (Nom.) 	0.75 mm (Nom.) 	Sawn is Thinner
Foot Print			Lead width and length dimensions and tolerances are the same.



Package Outline Drawing of Punch Type and Corresponding Sawn Type

Body Size (mm)	Lead Count	E-Pad Size (mm)	Punch Type POD	Sawn Type POD
3x3	8	1.45x1.74	CP-8-2	CP-8-13
3x3	12	1.30x1.30	CP-12-1	CP-12-4
3x3	12	1.50x1.50	CP-12-3	CP-12-5
3x3	16	1.30x1.30	CP-16-2	CP-16-21
3x3	16	1.50x1.50	CP-16-3	CP-16-18
4x4	16	2.10x2.10	CP-16-4	CP-16-23
4x4	16	2.30x2.30	CP-16-10	CP-16-24
4x4	16	2.50x2.50	CP-16-13	CP-16-26
4x4	20	2.10x2.10	CP-20-1	CP-20-6
4x4	20	2.30x2.30	CP-20-3	CP-20-7
4x4	20	2.50x2.50	CP-20-4	CP-20-10
4x4	24	2.10x2.10	CP-24-1	CP-24-10
4x4	24	2.50x2.50	CP-24-3	CP-24-7
5x5	28	3.30x3.30	CP-28-4	CP-28-6
5x5	32	3.10x3.10	CP-32-2	CP-32-7
5x5	32	3.30x3.30	CP-32-3	CP-32-13
5x5	32	3.50x3.50	CP-32-4	CP-32-11
6x6	40	4.10x4.10	CP-40	CP-40-9
6x6	40	4.30x4.30	CP-40-4	CP-40-10
7x7	48	5.10x5.10	CP-48-1	CP-48-4
7x7	48	4.10x4.10	CP-48-3	CP-48-5

NOTE: POD drawing are found in <http://www.analog.com>