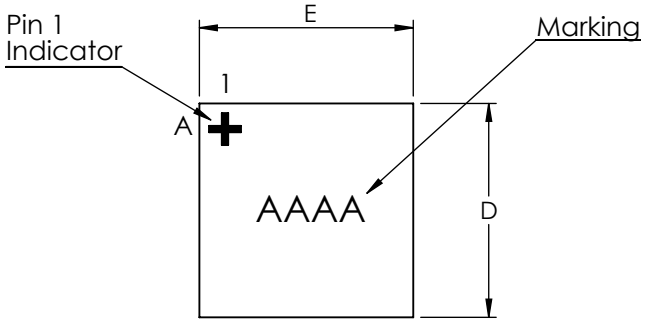

TOP VIEW

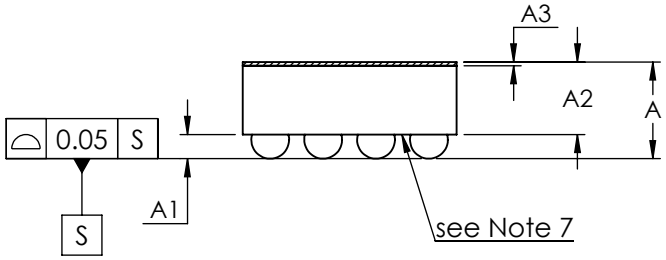

SIDE VIEW

COMMON DIMENSIONS	
A	0.64 ±0.05
A1	0.16 ±0.03
A2	0.48 REF
A3	0.025 BASIC
b	∅0.25 ±0.03
D1	1.05 BASIC
E1	1.05 BASIC
e	0.35 BASIC
SD	0.18 BASIC
SE	0.18 BASIC

PKG. CODE	E	D	DEPOPULATED BUMPS
W161E1-1	1.415 ±0.015	1.415 ±0.015	NONE

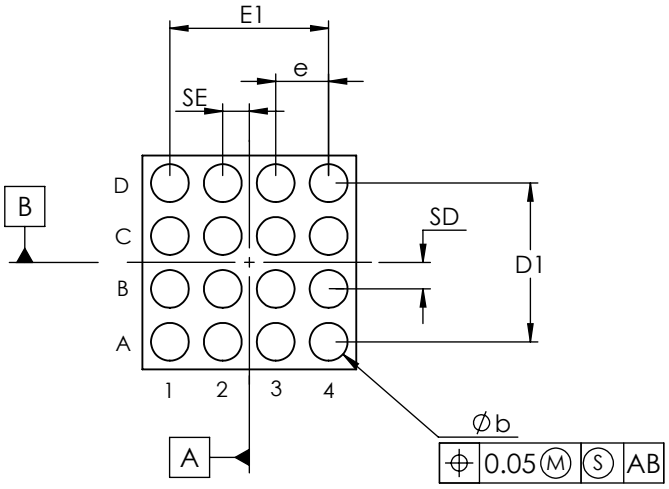

BOTTOM VIEW

NOTES:
1. Terminal pitch is defined by terminal center to center value.
2. Outer dimension is defined by center lines between scribe lines.
3. All dimensions in millimeter.
4. Marking shown is for package orientation reference only.
5. Tolerance is ± 0.02 unless specified otherwise.
6. All dimensions apply to PbFree (+) package codes only.
7. Front - side finish can be either Black or Clear.

MAXIM

TITLE PACKAGE OUTLINE 16 BUMPS
WLP PKG. 0.35mm PITCH

APPROVAL	DOCUMENT CONTROL NO.	REV.	
TIE WANG 6/11/12	21-0673	A	1/1

- DRAWING NOT TO SCALE -