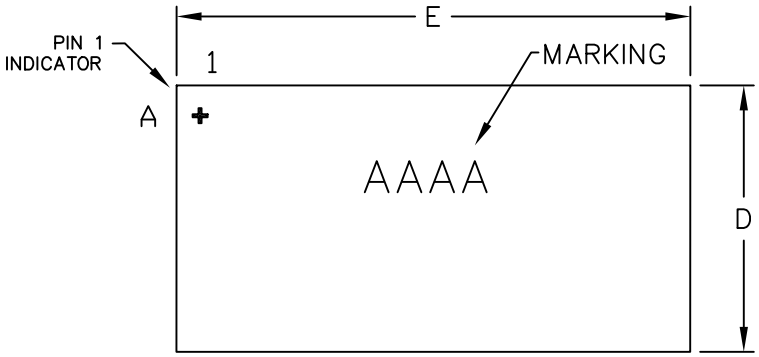

TOP VIEW

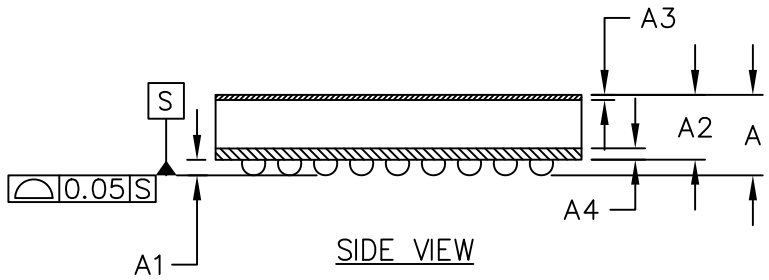

SIDE VIEW

COMMON DIMENSIONS	
A	0.64±0.05
A1	0.24±0.03
A2	0.40 REF
A3	0.025 BASIC
A4	0.07 BASIC
b	ø0.31±0.03
D1	1.50 BASIC
E1	3.50 BASIC
e	0.50 BASIC
SD	0.25 BASIC
SE	0.25 BASIC

PKG. CODE	E		D		DEPOPULATED BUMPS
	MIN	MAX	MIN	MAX	
W322A4Z+2	4.07	4.09	2.09	2.11	NONE

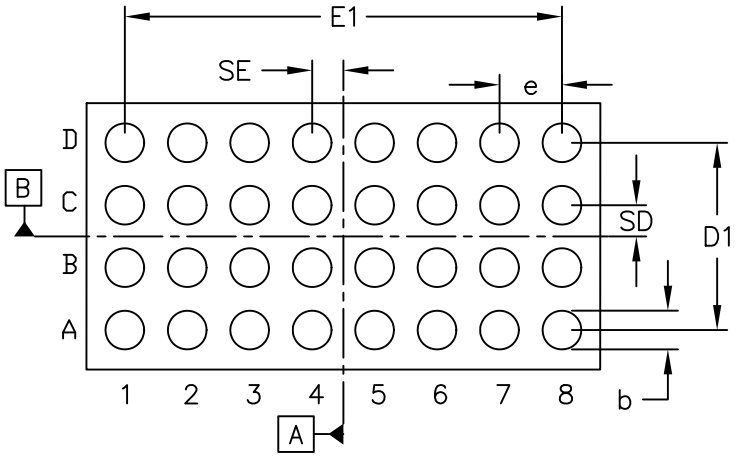

BOTTOM VIEW

NOTES:
1. Terminal pitch is defined by terminal center to center value.
2. Outer dimension is defined by center lines between scribe lines.
3. All dimensions in millimeters.
4. Marking shown is for package orientation reference only.
5. Tolerance is ± 0.02mm unless specified otherwise.
6. All dimensions apply to PbFree (+) package codes only.

MAXIM

TITLE:
PACKAGE OUTLINE, 32 BUMPS
WLP PKG (HIGH CURRENT) 0.5mm PITCH

APPROVAL	DOCUMENT CONTROL NO.	REV.	
TIE WANG 08/03/10	21-0506	A	1/1

—DRAWING NOT TO SCALE—