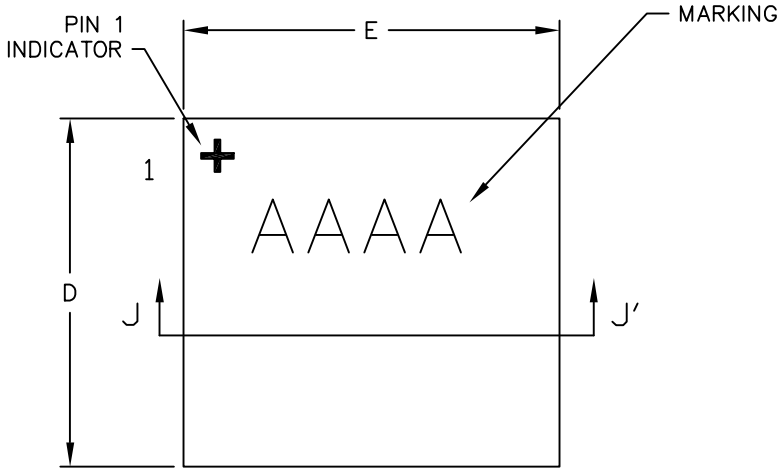

TOP VIEW

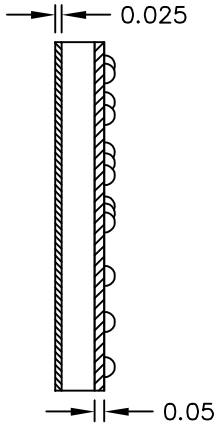

SIDE VIEW

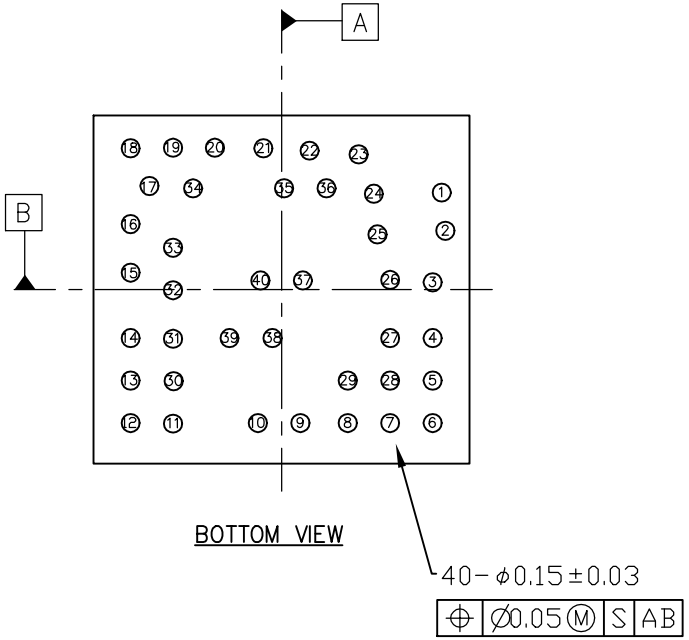

BOTTOM VIEW

J–J' CROSS SECTION

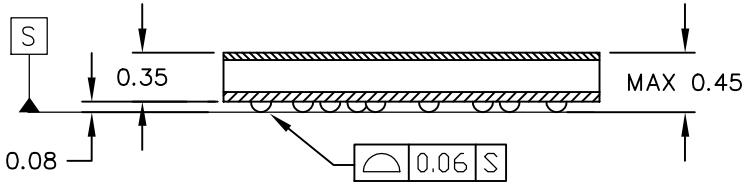

PKG. CODE	E		D	
	MIN	MAX	MIN	MAX
W402A3+1	3.05	3.15	2.80	2.90

NOTES:
1. Terminal pitch is defined by terminal center to center value.
2. Outer dimension is defined by center lines between scribe lines.
3. All dimensions in millimeters.
4. Marking shown is for package orientation reference only.
5. Tolerance is ± 0.02 mm unless specified otherwise.
6. All dimensions apply to PbFree (+) pkg. codes only.

–DRAWING NOT TO SCALE–

MAXIM

TITLE:
PACKAGE OUTLINE 40L WLP PKG.
CUSTOM PITCH (W402A3+1)

APPROVAL	DOCUMENT CONTROL NO.	REV.	
TIE WANG	21–0143	B	1/2

Terminal Coordinates		
Pin No.	X (um)	Y (um)
1	1320	800
2	1350	485
3	1245	60
4	1245	−400
5	1245	−750
6	1245	−1100
7	895	−1100
8	545	−1100
9	155	−1100
10	−195	−1100
11	−895	−1105
12	−1245	−1100
13	−1245	−750
14	−1245	−400
15	−1245	140
16	−1245	540
17	−1090	855
18	−1245	1165
19	−895	1170
20	−550	1170

Terminal Coordinates		
Pin No.	X (um)	Y (um)
21	−150	1165
22	230	1145
23	635	1115
24	760	790
25	790	455
26	895	80
27	895	−400
28	895	−750
29	545	−750
30	−890	−755
31	−895	−405
32	−895	−5
33	−895	345
34	−730	835
35	20	835
36	370	835
37	175	75
38	−75	−400
39	−430	−400
40	−175	75

−DRAWING NOT TO SCALE−

MAXIM

TITLE:
PACKAGE OUTLINE 40L WLP PKG.
CUSTOM PITCH (W402A3+1)

APPROVAL	DOCUMENT CONTROL NO.	REV.	
	21−0143	B	2/2