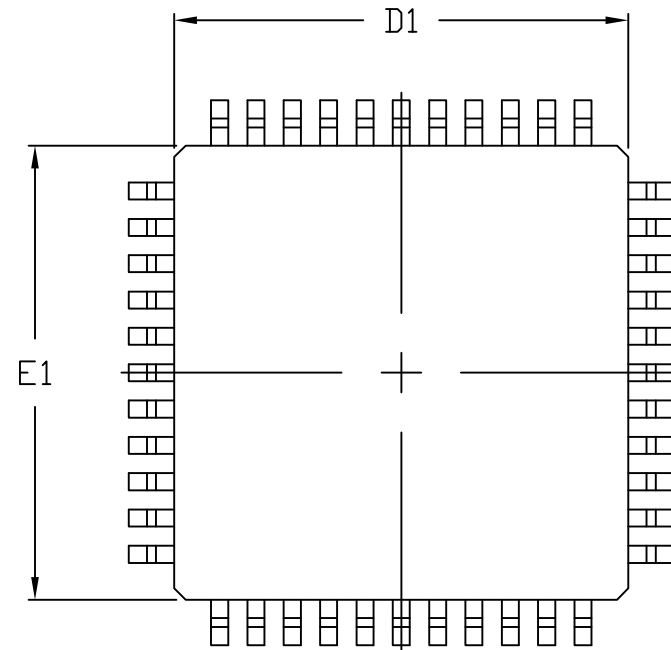
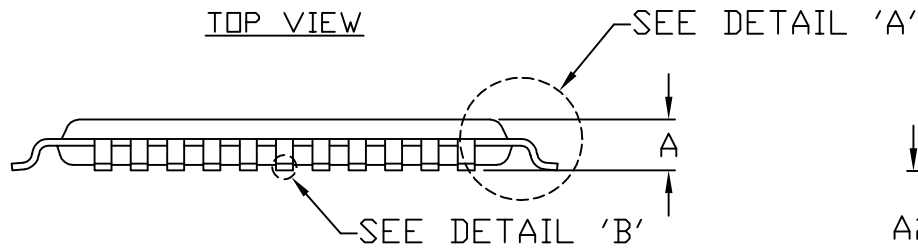


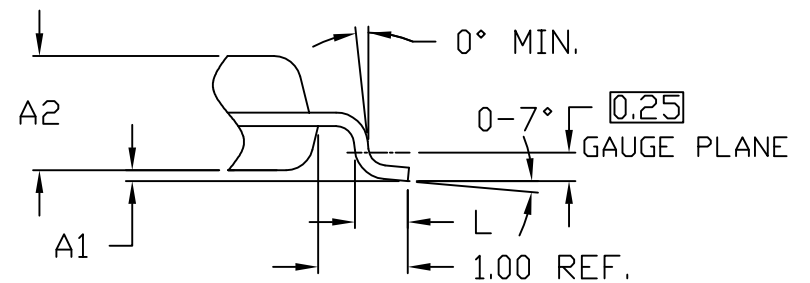
TOP VIEW



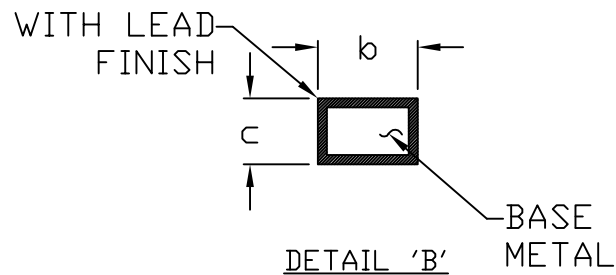
BOTTOM VIEW



SIDE VIEW



DETAIL 'A'



DETAIL 'B'



TITLE:
PACKAGE OUTLINE,
44L TQFP, 10 X 10 X 1.00 MM BODY

APPROVAL
RAMON DE LEON
02/17/10

DOCUMENT CONTROL NO.
21-0293

REV. 1/2
B

-DRAWING NOT TO SCALE-

NOTES:

1. ALL DIMENSIONS ARE IN MILLIMETERS UNLESS OTHERWISE SPECIFIED.
2. DIMENSIONS D1 AND E1 INCLUDE MOLD MISMATCH, BUT DO NOT INCLUDE MOLD PROTRUSION. ALLOWABLE MOLD PROTRUSION IS 0.25 MM PER SIDE.
3. DETAILS OF PIN 1 IDENTIFIER ARE OPTIONAL BUT MUST BE LOCATED WITHIN THE ZONE INDICATED.
4. DIMENSION b DOES NOT INCLUDE DAMBAR PROTRUSION. ALLOWABLE DAMBAR PROTRUSION SHALL BE 0.08 MM TOTAL IN EXCESS OF THE b DIMENSION AT MAXIMUM MATERIAL CONDITION.
5. MATERIAL MUST COMPLY WITH BANNED AND RESTRICTED SUBSTANCES SPEC# 10-0131
6. ALL DIMENSIONS APPLY TO BOTH LEADED (-) AND PbfFREE (+) PKG. CODES.

S Y M B O L	DIMENSIONS	
	MIN.	MAX.
A	-	1.20
A ₁	0.05	0.15
A ₂	0.95	1.05
D	11.80	12.20
D ₁	10.00 BSC	
E	11.80	12.20
E ₁	10.00 BSC	
L	0.45	0.75
e	0.80 BSC.	
b	0.30	0.45
c	0.09	0.20
PKG CODE	C44-1, C44-2, C44-3	



TITLE:
PACKAGE OUTLINE,
44L TQFP, 10 X 10 X 1.00 MM BODY

APPROVAL
RAMON DE LEON
02/17/10

DOCUMENT CONTROL NO.
21-0293

REV. 2/2
B