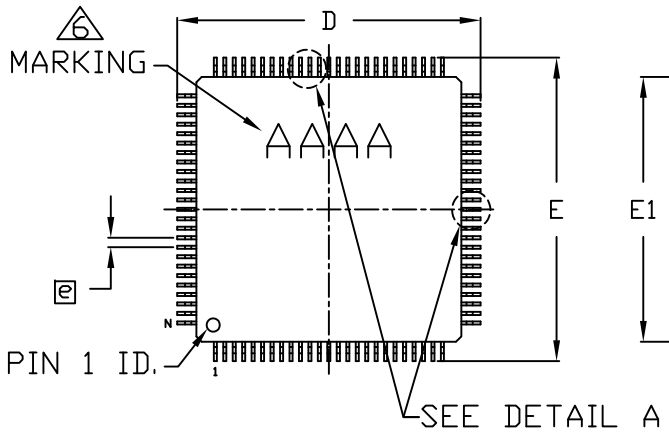

TOP VIEW

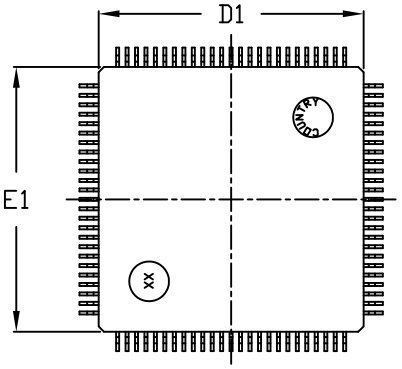

BOTTOM VIEW

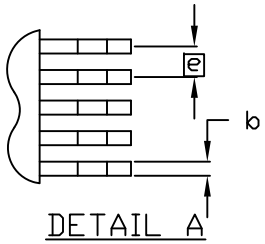

DETAIL A

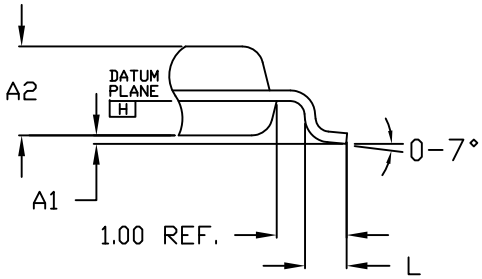

DETAIL B

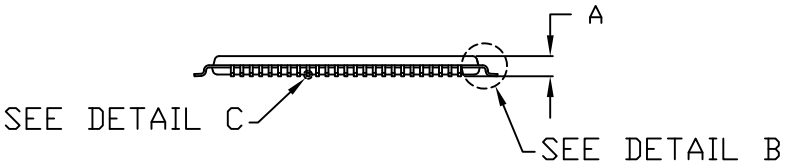

SIDE VIEW

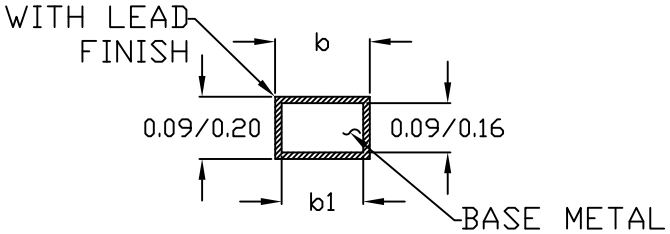

DETAIL C

SYMBOL	DIMENSIONS ALL DIMENSIONS IN MILLIMETERS	
	MIN.	MAX.
A	–	1.20
A1	0.05	0.15
A2	0.95	1.05
D	15.80	16.20
D1	13.80	14.20
E	15.80	16.20
E1	13.80	14.20
L	0.45	0.75
N	100	
e	0.50 BSC.	
b	0.17	0.27
b1	0.17	0.23
PKG. CODE	C100-1	

NOTES:

1. ALL DIMENSIONING AND TOLERANCING CONFORM TO ANSI Y14.5-1982.
2. DATUM PLANE H LOCATED AT MOLD PARTING LINE AND COINCIDENT WITH LEAD, WHERE LEAD EXITS PLASTIC BODY AT BOTTOM OF PARTING LINE.
3. DIMENSIONS D1 AND E1 DO NOT INCLUDE MOLD PROTRUSION. ALLOWABLE MOLD PROTRUSION IS 0.254 MM ON D1 AND E1 DIMENSIONS.
4. THE TOP OF PACKAGE IS SMALLER THAN THE BOTTOM OF PACKAGE BY 0.15 MILLIMETERS.
5. DIMENSION b DOES NOT INCLUDE DAMBAR PROTRUSION. ALLOWABLE DAMBAR PROTRUSION SHALL BE 0.08mm TOTAL IN EXCESS OF THE b DIMENSION AT MAXIMUM MATERIAL CONDITION.
6. MARKING IS FOR PACKAGE ORIENTATION REFERENCE ONLY.
7. THIS OUTLINE CONFORMS TO JEDEC PUBLICATION 95 REGISTRATION MS-026.
8. LEADS SHALL BE COPLANAR WITHIN 0.08mm.
9. ALL DIMENSIONS ARE IN MILLIMETERS UNLESS OTHERWISE SPECIFIED.
10. MATERIAL MUST COMPLY WITH BANNED AND RESTRICTED SUBSTANCES SPEC# 10-0131
11. ALL DIMENSIONS APPLY TO BOTH LEADED (-) AND PbFREE (+) PKG. CODES.

–DRAWING NOT TO SCALE–

MAXIM

TITLE:
PACKAGE OUTLINE,
100L TQFP 14x14x1.0mm

APPROVAL	DOCUMENT CONTROL NO.	REV.	
RAMON DE LEON 02/11/11	21-0085	D	1/1