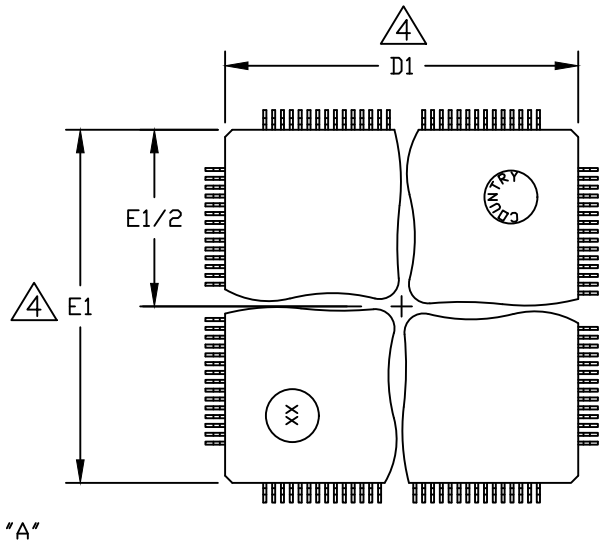
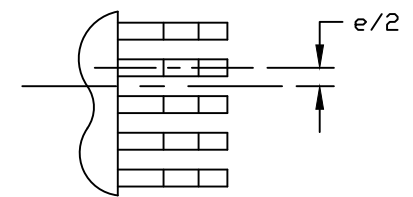


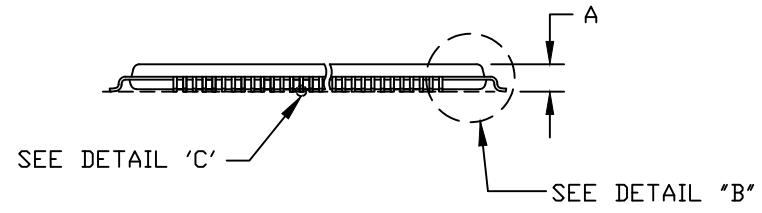
TOP VIEW



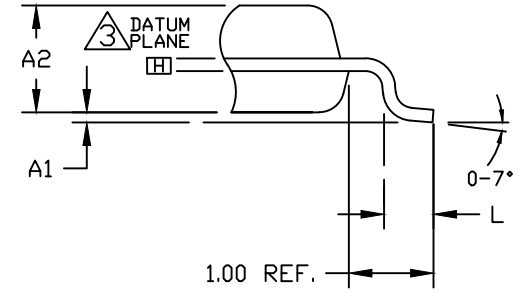
BOTTOM VIEW



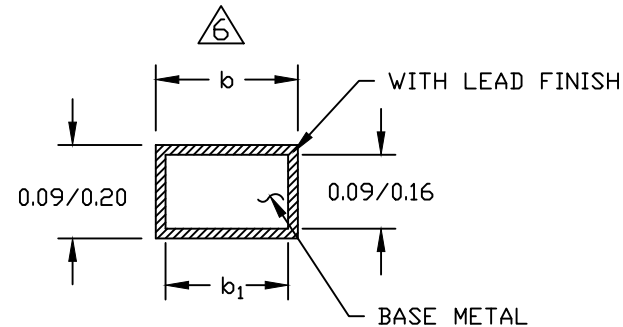
DETAIL "A"



SIDE VIEW



DETAIL "B"



DETAIL "C"

-DRAWING NOT TO SCALE-

TITLE: PACKAGE OUTLINE, 144L TQFP, 20x20x1.0mm		
APPROVAL	DOCUMENT CONTROL NO. 21-0087	REV. F 1/2

NOTES:

1. ALL DIMENSIONS ARE IN MILLIMETERS UNLESS OTHERWISE SPECIFIED.
2. ALL DIMENSIONING AND TOLERANCING CONFORM TO ANSI Y14.5-1982.
3. DATUM PLANE \square LOCATED AT MOLD PARTING LINE AND COINCIDENT WITH LEAD, WHERE LEAD EXITS PLASTIC BODY AT BOTTOM OF PARTING LINE.
4. DIMENSIONS D1 AND E1 DO NOT INCLUDE MOLD PROTRUSION. ALLOWABLE MOLD PROTRUSION IS 0.254mm ON D1 AND E1 DIMENSIONS.
5. THE TOP OF PACKAGE IS SMALLER THAN THE BOTTOM OF PACKAGE BY 0.15mm.
6. DIMENSION b DOES NOT INCLUDE DAMBAR PROTRUSION. ALLOWABLE DAMBAR PROTRUSION SHALL BE 0.08mm TOTAL IN EXCESS OF THE b DIMENSION AT MAXIMUM MATERIAL CONDITION.
7. MARKING SHOWN IS FOR PACKAGE ORIENTATION REFERENCE ONLY.
8. THIS OUTLINE CONFORMS TO JEDEC PUBLICATION 95 REGISTRATION MS-026.
9. LEADS SHALL BE COPLANAR WITHIN 0.10mm.
10. MATERIAL MUST COMPLY WITH BANNED AND RESTRICTED SUBSTANCES SPEC# 10-0131
11. ALL DIMENSIONS APPLY TO BOTH LEADED (-) AND PbFREE (+) PACKAGE CODES.
12. PKG CODE: C144-1, C144-1C

S Y M B O L	TQFP PACKAGE VARIATION	
	144L, 20x20x1.0	
	MIN.	MAX.
A	\approx	1.20
A ₁	0.05	0.15
A ₂	0.95	1.05
D	21.80	22.20
D ₁	19.80	20.20
E	21.80	22.20
E ₁	19.80	20.20
L	0.45	0.75
N	144	
e	0.50 BSC	
b	0.17	0.27
b ₁	0.17	0.23



TITLE:
PACKAGE OUTLINE,
144L TQFP, 20x20x1.0mm

APPROVAL

DOCUMENT CONTROL NO.
21-0087

REV. F 2/2

-DRAWING NOT TO SCALE-