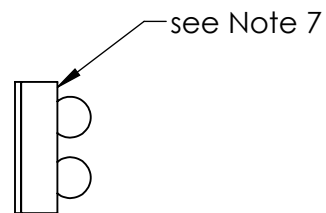
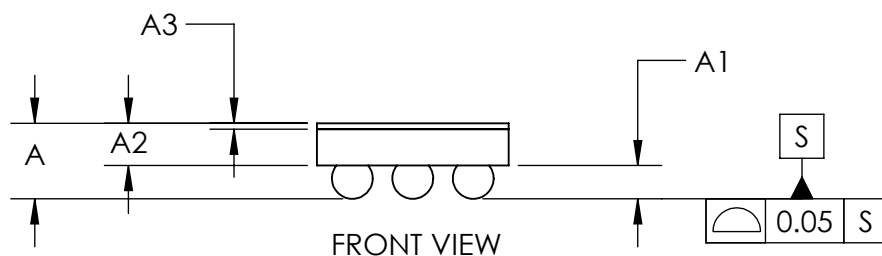


TOP VIEW

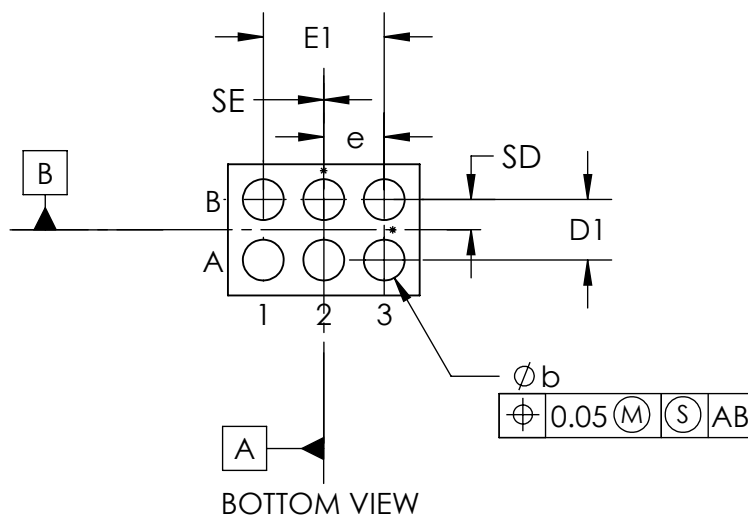


SIDE VIEW

| COMMON DIMENSIONS | |
|----------------------------|--------------|
| A | 0.50 MAX |
| A1 | 0.19 ±0.03 |
| A2 | 0.28 REF |
| A3 | 0.04 BASIC |
| b | ∅0.27 ±0.03 |
| D | 0.868 ±0.025 |
| E | 1.267 ±0.025 |
| D1 | 0.40 BASIC |
| E1 | 0.80 BASIC |
| e | 0.40 BASIC |
| SD | 0.20 BASIC |
| SE | 0.00 BASIC |
| DEPOPULATED BUMPS: NONE | |



FRONT VIEW



BOTTOM VIEW

NOTES:

1. Terminal pitch is defined by terminal center to center value.
2. Outer dimension is defined by center lines between scribe lines.
3. All dimensions in millimeter.
4. Marking shown is for package orientation reference only.
5. Tolerance is ± 0.02 unless specified otherwise.
6. All dimensions apply to PbFree (+) package codes only.
7. Front - side finish can be either Black or Clear.

- DRAWING NOT TO SCALE -

| | | |
|---|----------------------|-------|
|  | | |
| TITLE PACKAGE OUTLINE 6 BUMPS THIN WLP PKG. 0.4 mm PITCH, N60N1+1S | | |
| APPROVAL | DOCUMENT CONTROL NO. | REV. |
| | 21-100577 | A 1/1 |