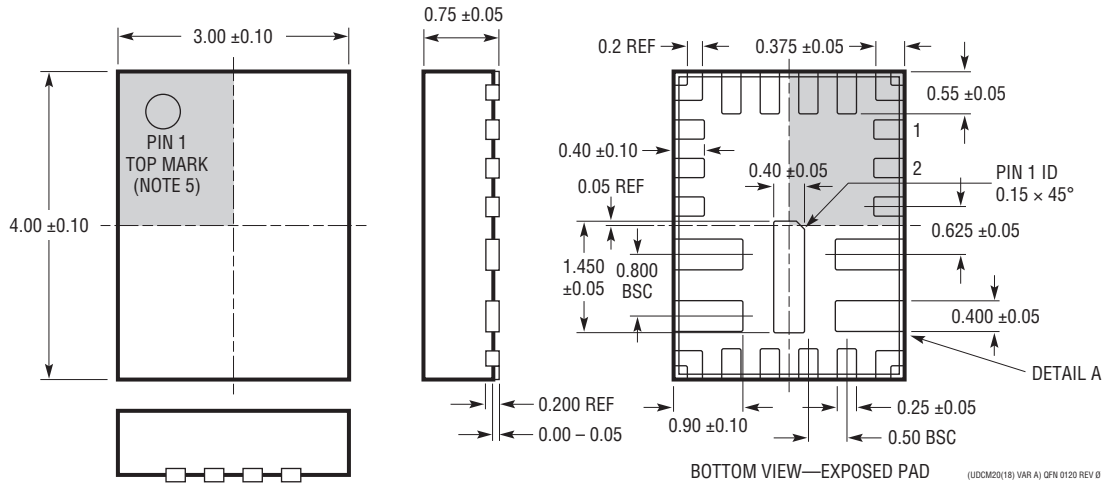


**UDCM Package**  
**20(18)-Lead Plastic Side Wettable QFN (3mm × 4mm)**

(Reference LTC DWG # 05-08-7030 Rev 0)

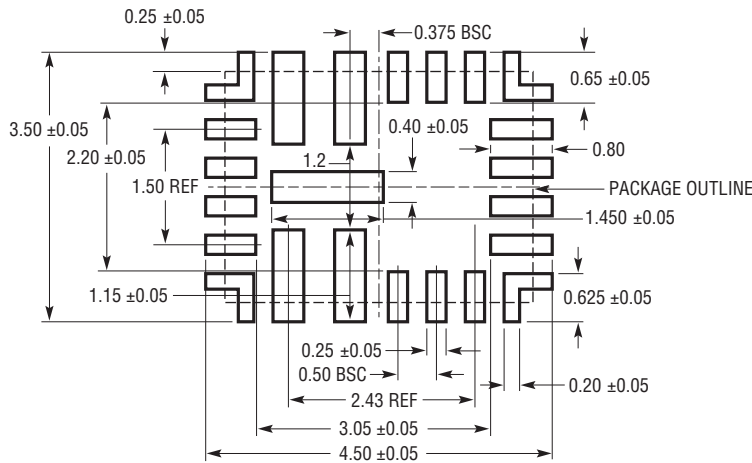
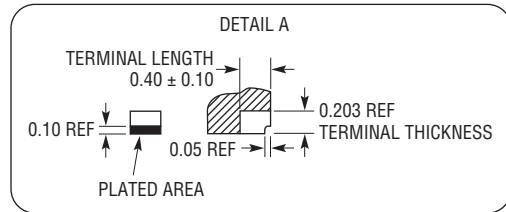
**Exposed Pad Variation AA**



(UDCM20(18) VAR A) QFN 0120 REV 0

**NOTE:**

1. DRAWING IS NOT A JEDEC PACKAGE OUTLINE
2. DRAWING NOT TO SCALE
3. ALL DIMENSIONS ARE IN MILLIMETERS
4. DIMENSIONS OF EXPOSED PAD ON BOTTOM OF PACKAGE DO NOT INCLUDE MOLD FLASH. MOLD FLASH, IF PRESENT, SHALL NOT EXCEED 0.15mm ON ANY SIDE
5. SHADED AREA IS ONLY A REFERENCE FOR PIN 1 LOCATION ON THE TOP AND BOTTOM OF PACKAGE



**RECOMMENDED SOLDER PAD PITCH AND DIMENSIONS**  
**APPLY SOLDER MASK TO AREAS THAT ARE NOT SOLDERED**