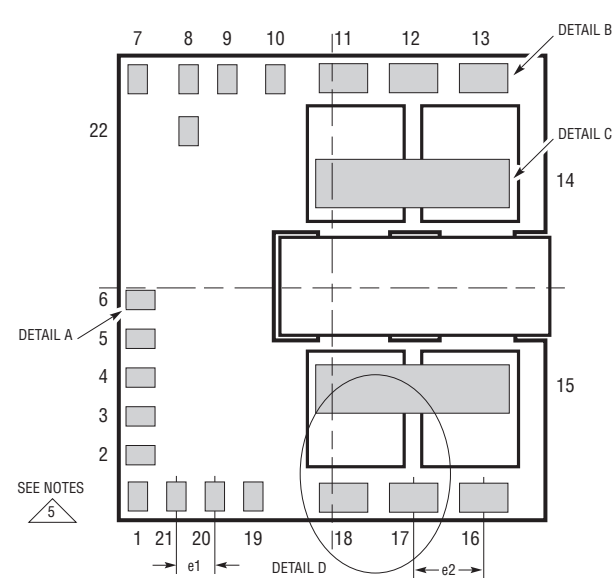
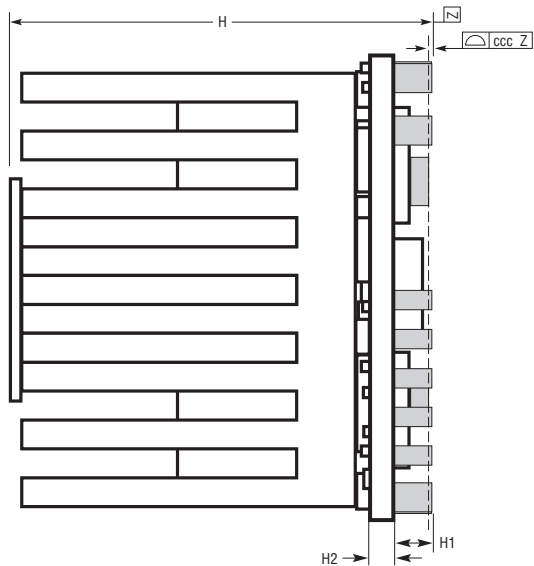
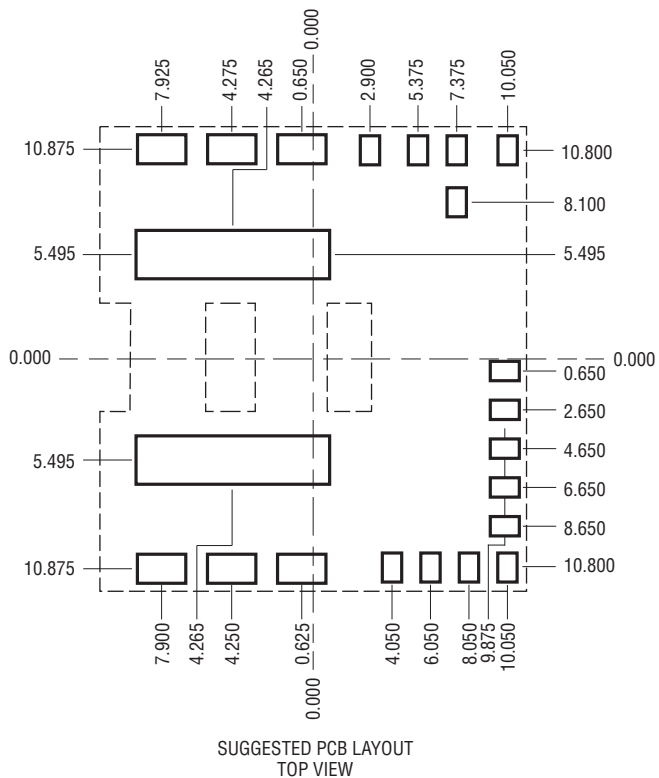
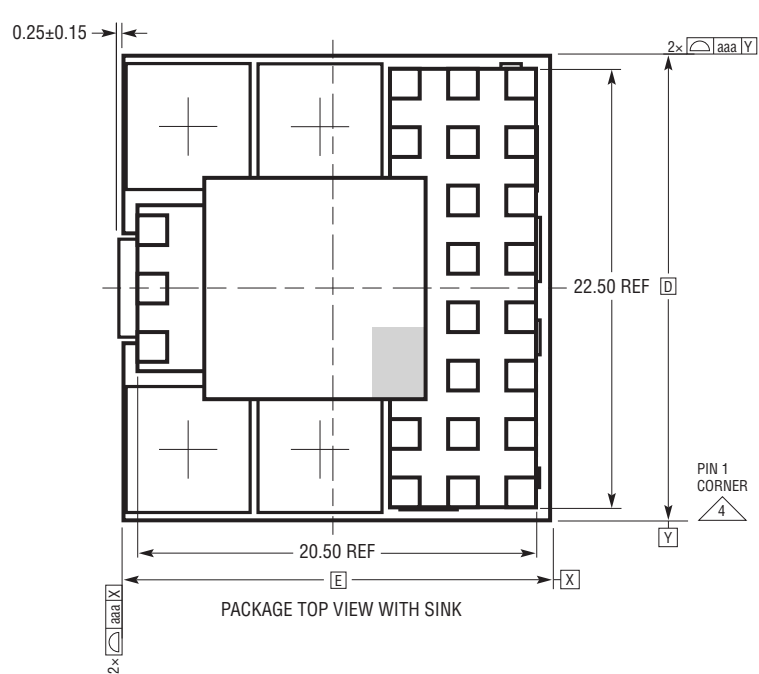


PCA Package
22-Lead (22mm × 24mm × 22mm)
 (Reference LTC DWG #05-08-7069 Rev A)



- NOTES:
- DIMENSIONING AND TOLERANCING PER ASME Y14.5M-1994
 - ALL DIMENSIONS ARE IN MILLIMETERS
 - PRIMARY DATUM -Z- IS SEATING PLANE
 - DETAILS OF PIN 1 IDENTIFIER ARE OPTIONAL, BUT MUST BE LOCATED WITHIN THE ZONE INDICATED. THE PIN 1 IDENTIFIER MAY BE EITHER A MOLD OR MARKED FEATURE
 - PACKAGE PIN LABELING MAY VARY AMONG PRODUCTS. REVIEW EACH PACKAGE LAYOUT CAREFULLY

DIMENSIONS				
SYMBOL	MIN	NOM	MAX	NOTES
D		24.00		
E		22.00		
H	21.5	22.00	22.50	
H1	1.70	1.90	2.10	
H2	1.05	1.20	1.35	PCB THK
e1		2.00		
e2		3.65		
aaa			0.20	
bbb			0.40	
ccc			0.20	
ddd			0.35	

TOTAL NUMBER OF INTERCONNECTS: 22

