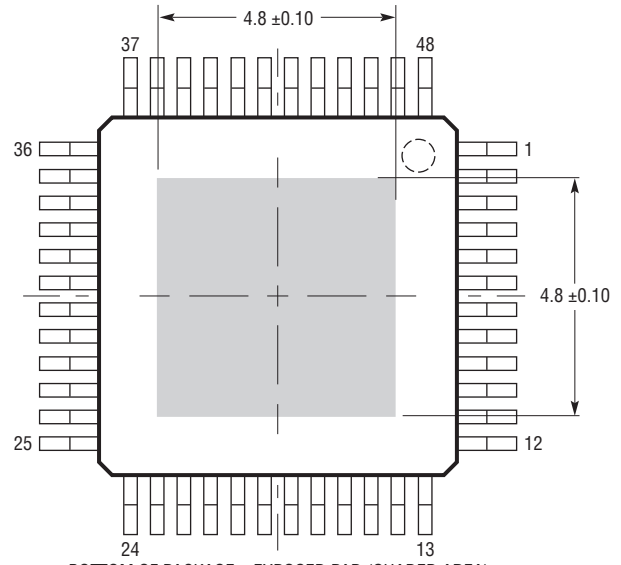
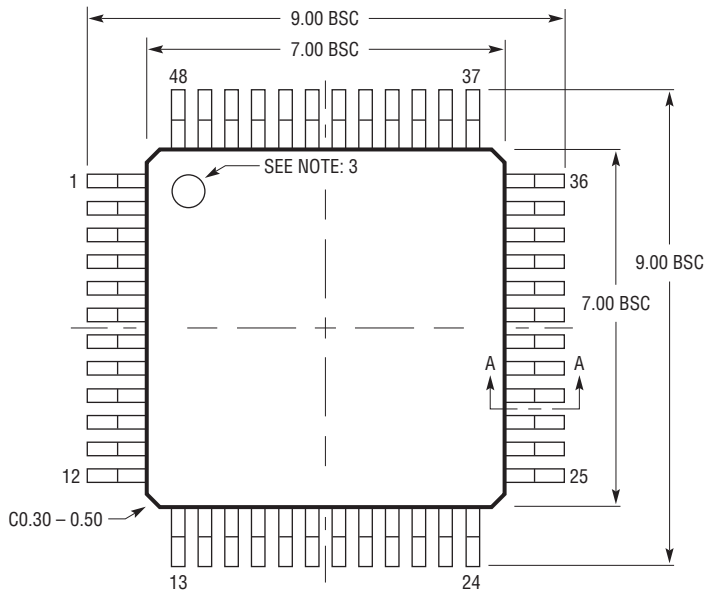
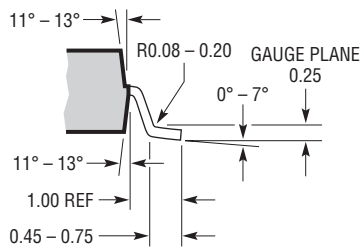


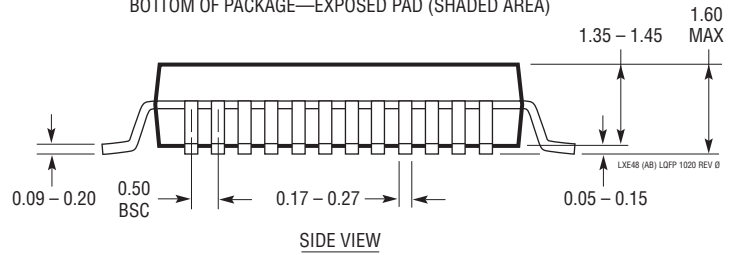
LXE Package
48-Lead Plastic Exposed Pad LQFP (7mm × 7mm)
 (Reference LTC DWG #05-08-7075 Rev 0)
Exposed Pad Variation AB



BOTTOM OF PACKAGE—EXPOSED PAD (SHADED AREA)



SECTION A - A



SIDE VIEW

NOTE:

1. DIMENSIONS ARE IN MILLIMETERS
2. DIMENSIONS OF PACKAGE DO NOT INCLUDE MOLD FLASH. MOLD FLASH SHALL NOT EXCEED 0.25mm (10 MILS) BETWEEN THE LEADS AND ON ANY SIDE OF EXPOSED PAD, MAX 0.50mm (20 MILS) AT CORNER OF EXPOSED PAD, IF PRESENT
3. PIN-1 IDENTIFIER IS A MOLDED INDENTATION
4. DRAWING IS NOT TO SCALE

