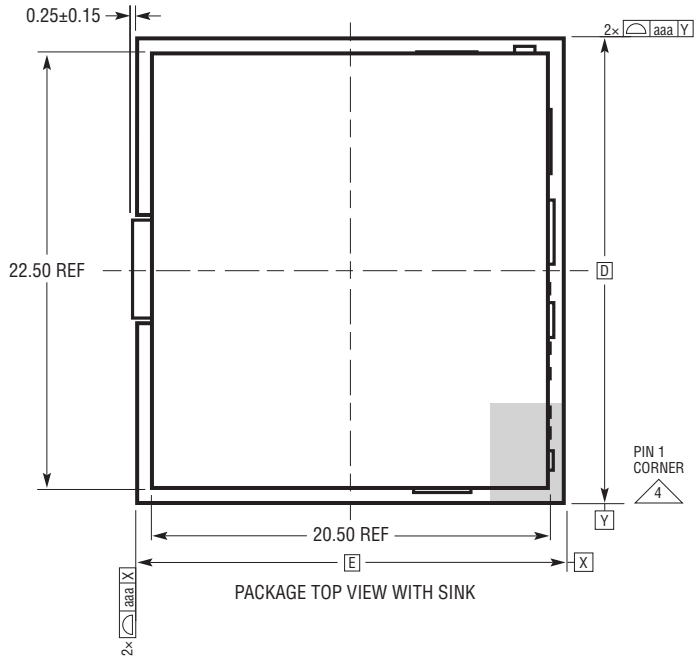
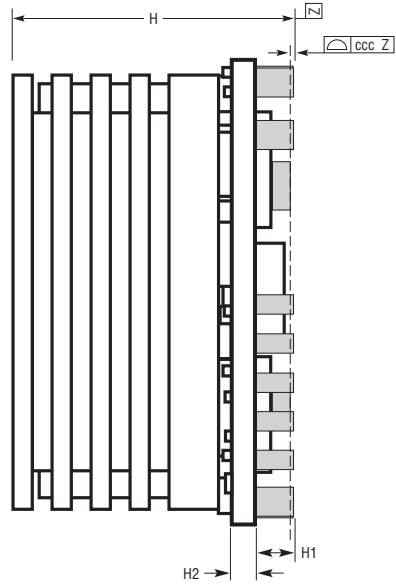


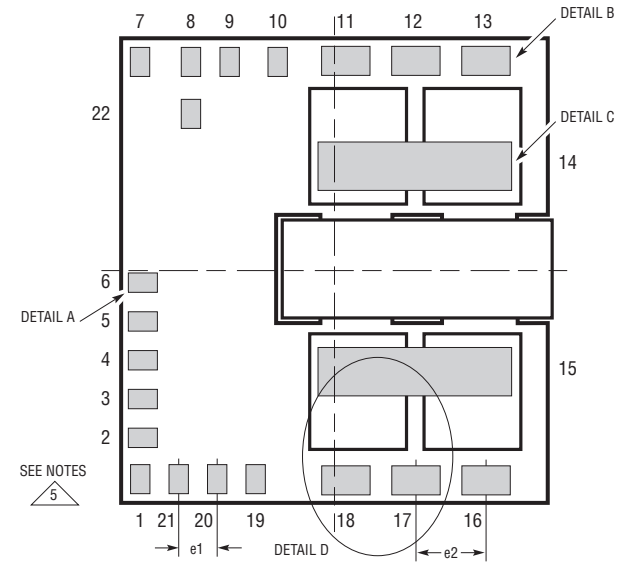
LTP Package
22-Lead (22mm × 24mm × 15.28mm)
 (Reference LTC DWG #05-08-7034 Rev 0)



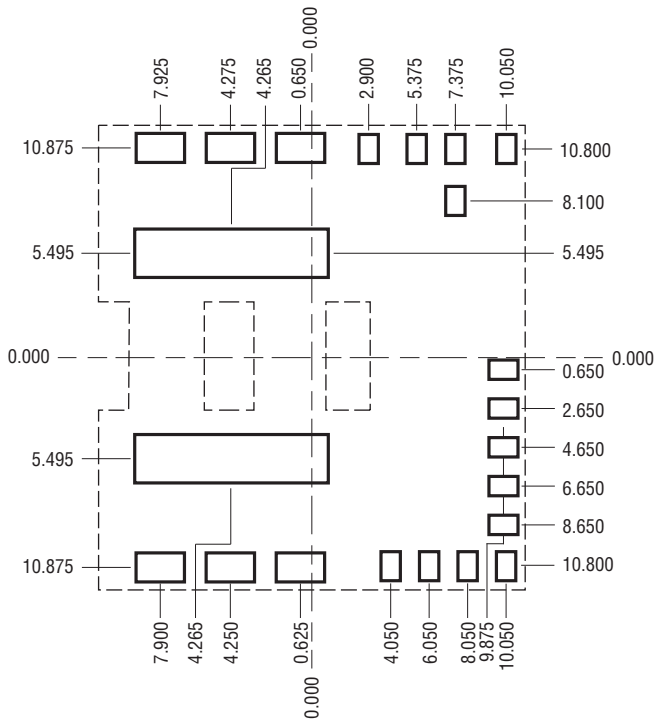
PACKAGE TOP VIEW WITH SINK



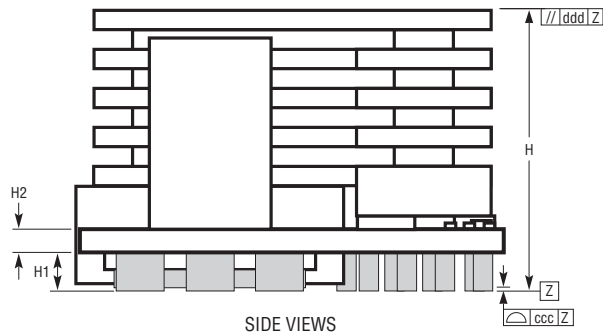
SIDE VIEWS



PACKAGE BOTTOM VIEW



SUGGESTED PCB LAYOUT TOP VIEW

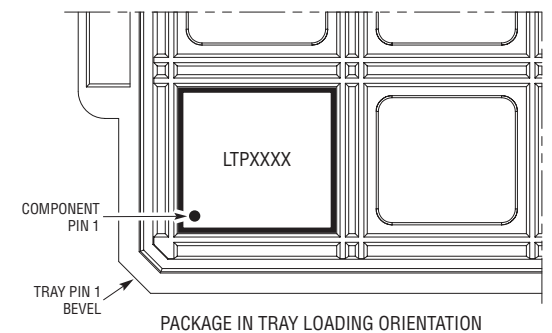


SIDE VIEWS

DIMENSIONS				
SYMBOL	MIN	NOM	MAX	NOTES
D		24.00		
E		22.00		
H	14.82	15.28	15.74	
H1	1.80	2.00	2.20	
H2	1.73	1.88	2.03	PCB THK
e1		2.00		
e2		3.65		
aaa			0.20	
bbb			0.40	
ccc			0.20	
ddd			0.35	

TOTAL NUMBER OF INTERCONNECTS: 22

- NOTES:
- DIMENSIONING AND TOLERANCING PER ASME Y14.5M-1994
 - ALL DIMENSIONS ARE IN MILLIMETERS
 - PRIMARY DATUM -Z- IS SEATING PLANE
 - DETAILS OF PIN 1 IDENTIFIER ARE OPTIONAL, BUT MUST BE LOCATED WITHIN THE ZONE INDICATED. THE PIN 1 IDENTIFIER MAY BE EITHER A MOLD OR MARKED FEATURE
 - PACKAGE ROW AND COLUMN LABELING MAY VARY AMONG PRODUCTS. REVIEW EACH PACKAGE LAYOUT CAREFULLY



PACKAGE IN TRAY LOADING ORIENTATION

LTP Package
22-Lead (22mm × 24mm × 15.28mm)
 (Reference LTC DWG #05-08-7034 Rev 0)

