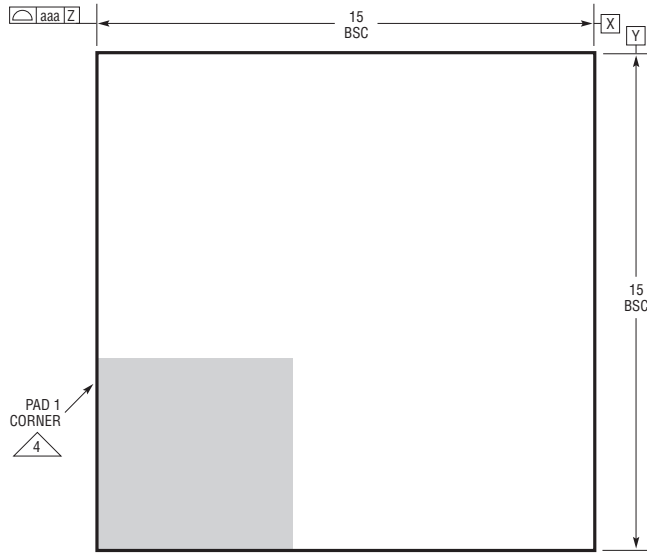
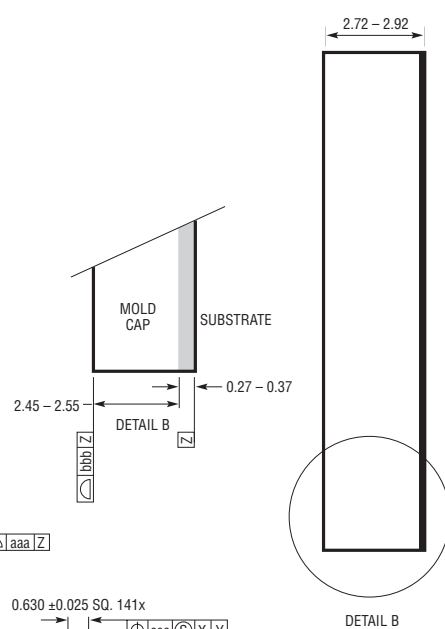


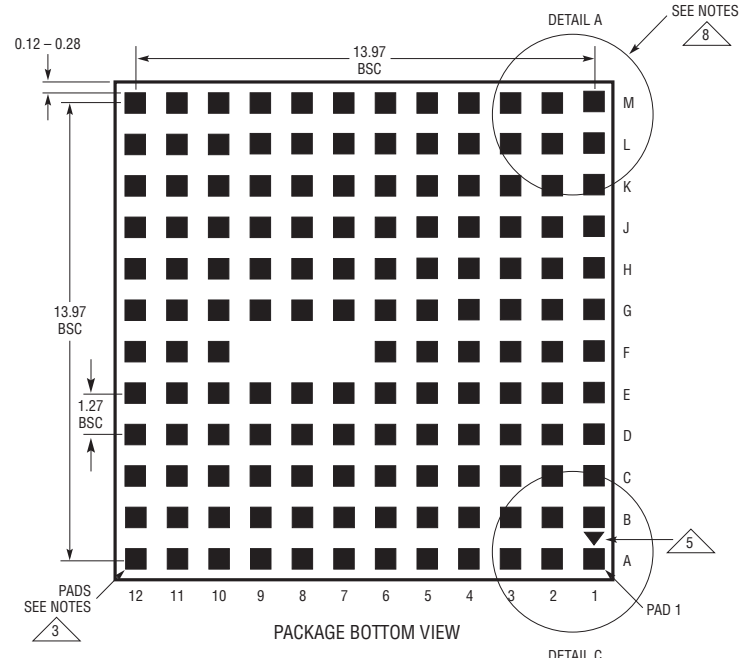
**LGA Package**  
**141-Lead (15mm × 15mm × 2.82mm)**  
 (Reference LTC DWG # 05-08-1815 Rev C)




PACKAGE TOP VIEW



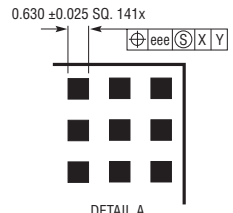
DETAIL B



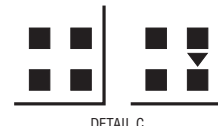
PACKAGE BOTTOM VIEW



SUGGESTED PCB LAYOUT TOP VIEW



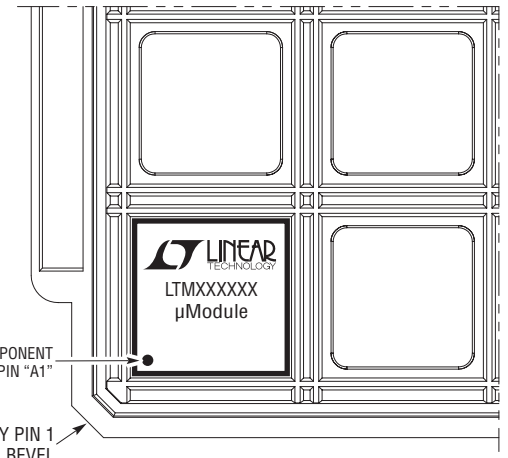
DETAIL A



DETAIL C

- NOTES:
1. DIMENSIONING AND TOLERANCING PER ASME Y14.5M-1994
  2. ALL DIMENSIONS ARE IN MILLIMETERS
  3. LAND DESIGNATION PER JESD MO-222, SPP-010
  4. DETAILS OF PAD #1 IDENTIFIER ARE OPTIONAL, BUT MUST BE LOCATED WITHIN THE ZONE INDICATED. THE PAD #1 IDENTIFIER MAY BE EITHER A MOLD OR MARKED FEATURE
  5. PAD #1 IDENTIFIER ON THE PACKAGE BOTTOM, CAN BE SHIPPED WITH OR WITHOUT A TRIANGLE MARKER.
  6. PRIMARY DATUM -Z- IS SEATING PLANE
  7. THE TOTAL NUMBER OF PADS: 141
  8. PACKAGE ROW AND COLUMN LABELING MAY VARY AMONG μModule PRODUCTS. REVIEW EACH PACKAGE LAYOUT CAREFULLY

SYMBOL	TOLERANCE
aaa	0.15
bbb	0.10
eee	0.05



PACKAGE IN TRAY LOADING ORIENTATION