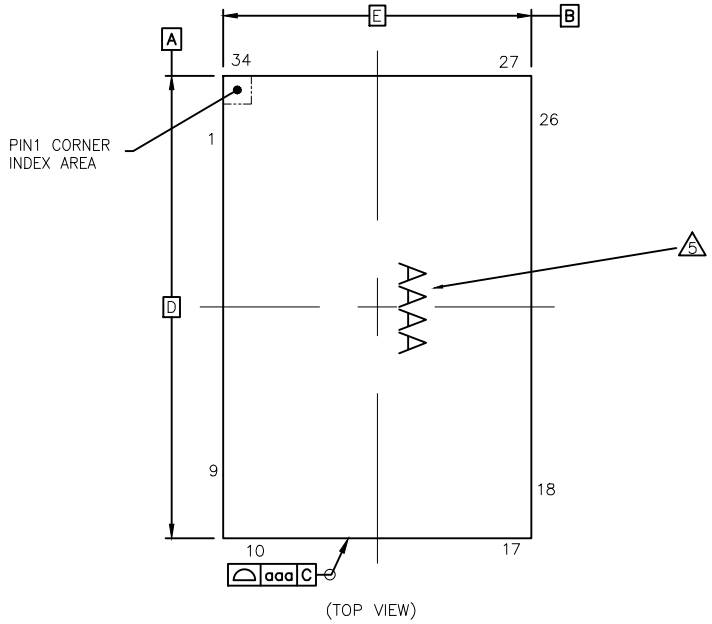

(TOP VIEW)

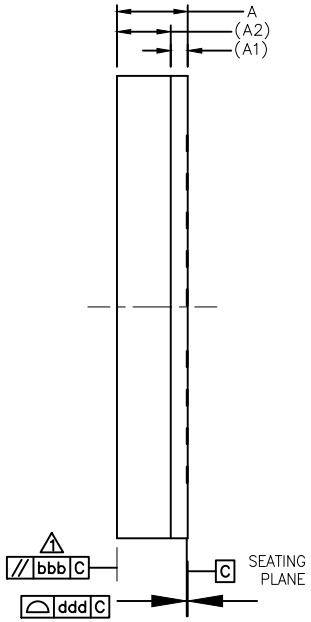

(SIDE VIEW)

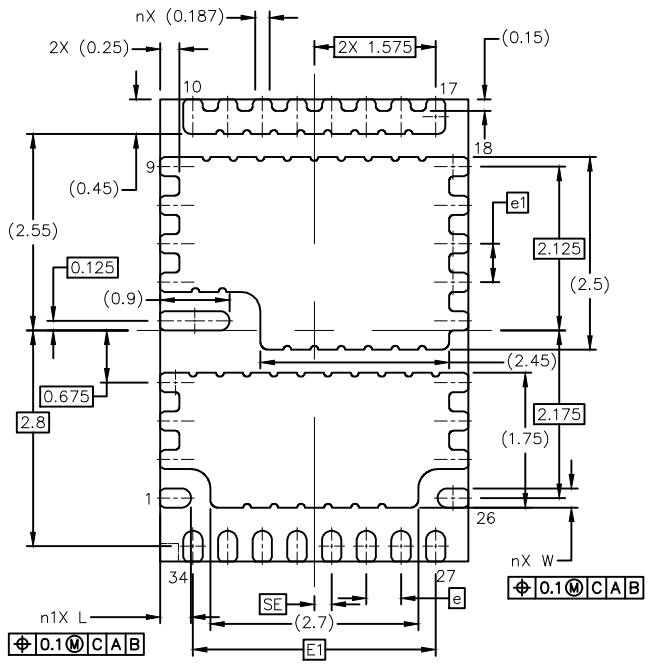

(BOTTOM VIEW)

	SYMBOL	COMMON DIMENSIONS		
		MIN.	NOR.	MAX.
TOTAL THICKNESS	A	0.87	0.92	1
SUBSTRATE THICKNESS	A1		0.22	REF
MOLD THICKNESS	A2		0.7	REF
BODY SIZE	D		6	BSC
	E		4	BSC
LEAD WIDTH	W	0.2	0.25	0.3
LEAD LENGTH	L	0.35	0.4	0.45
LEAD PITCH	e		0.45	BSC
LEAD PITCH	e1		0.5	BSC
LEAD COUNT	n		34	
LEAD COUNT	n1		10	
EDGE LEAD CENTER TO CENTER	D1		---	BSC
	E1		3.15	BSC
BODY CENTER TO CONTACT LEAD	SD		---	BSC
	SE		0.225	BSC
PRE-SOLDER		---	---	---
PACKAGE EDGE TOLERANCE	aaa		0.1	
MOLD FLATNESS	bbb		0.2	
COPLANARITY	ddd		0.08	

NOTES:

1. ALL DIMENSIONS ARE IN MILLIMETERS UNLESS OTHERWISE SPECIFIED.
2. DIMENSIONING & TOLERANCING CONFORM TO ASME Y14.5M-1994.
3. THE TERMINAL #1 IDENTIFIER AND TERMINAL NUMBERING CONVENTION SHALL CONFORM TO JESD 95-1 SPP-012. DETAILS OF TERMINAL #1 IDENTIFIER ARE OPTIONAL, BUT MUST BE LOCATED WITHIN THE ZONE INDICATED. THE TERMINAL #1 IDENTIFIER MAY BE EITHER A MOLD OR MARKED FEATURE.
4. COPLANARITY APPLIES TO TERMINALS AND ALL OTHER BOTTOM SURFACE METALLIZATIONS.
5. MARKING ALONG LONG EDGE OF PACKAGE TO ACCOMODATE LONG PART NUMBERS.
6. MATERIAL MUST BE COMPLIANT WITH MAXIM SPECIFICATION 10-0131 FOR SUBSTANCE CONTENT, MUST BE Eu ROHS COMPLIANT WITHOUT EXEMPTION AND PB-FREE.
7. ALL DIMENSIONS APPLY TO PbFREE (+) PKG. CODES.
8. PKG CODE: F3446F+1, F3446F+3

-DRAWING NOT TO SCALE-

ANALOG DEVICES

TITLE:
PACKAGE OUTLINE, 34L FC2QFN
4x6x0.92 mm

APPROVAL	DOCUMENT CONTROL NO.	REV.	
WENJIA SONG	21-100476	E	1/1