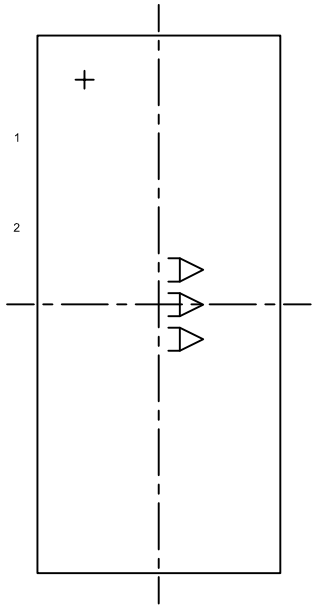

TOP VIEW

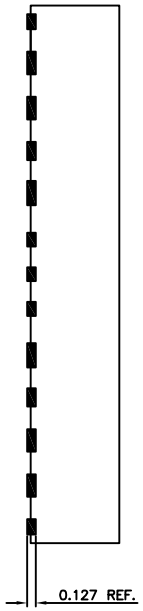

SIDE VIEW

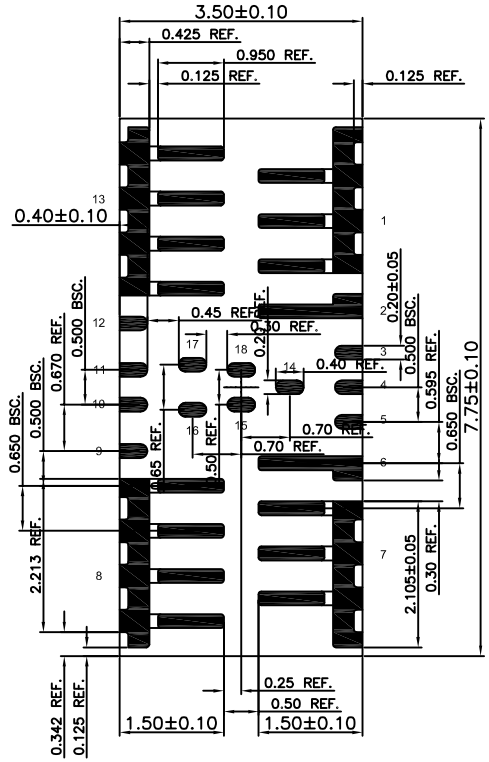

BOTTOM VIEW

SIDE VIEW

NOTES:

1. DIMENSIONING AND TOLERANCING CONFORME TO ASME Y14.5M – 1994.
2. ALL DIMENSIONS ARE IN MILLIMETERS, 0 IS IN DEGREES.
3. PIN #1 ID ON TOP WILL BE LASER MARKED.
4. BILATERAL COPLANARITY ZONE APPLIES TO THE EXPOSED HEAT SINK SLUG AS WELL AS THE TERMINALS.
5. MARKING SHOWN IF FOR PACKAGE ORIENTATION ONLY.
6. ALL DIMENSIONS APPLY TO PBFREE (+) PKGCODES ONLY.
7. PACKAGE CODE: F183B7FD+1

–DRAWING NOT TO SCALE–

maxim integrated™

TITLE:
PACKAGE OUTLINE, 18L
FC2QFN PKG., 7.75X3.5X1.327MM

APPROVAL	DOCUMENT CONTROL NO.	REV.	
	21-100148	A	1/1