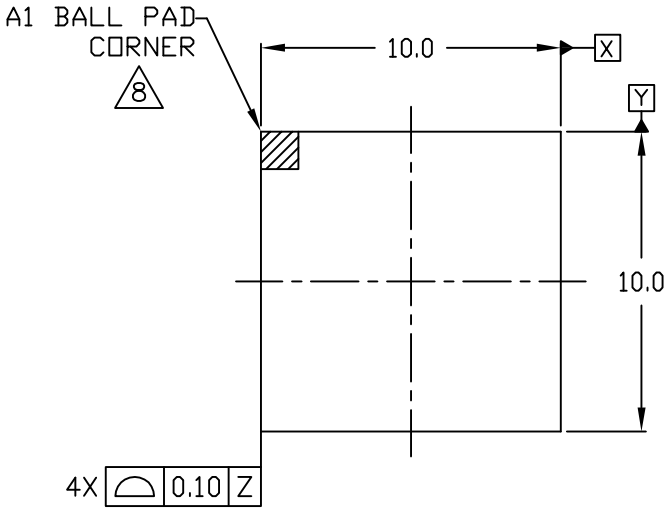

TOP VIEW

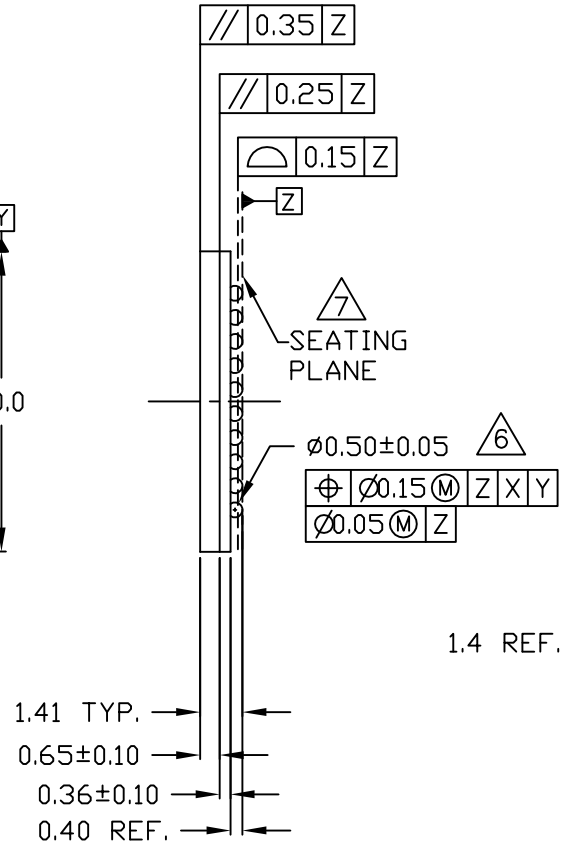

SIDE VIEW

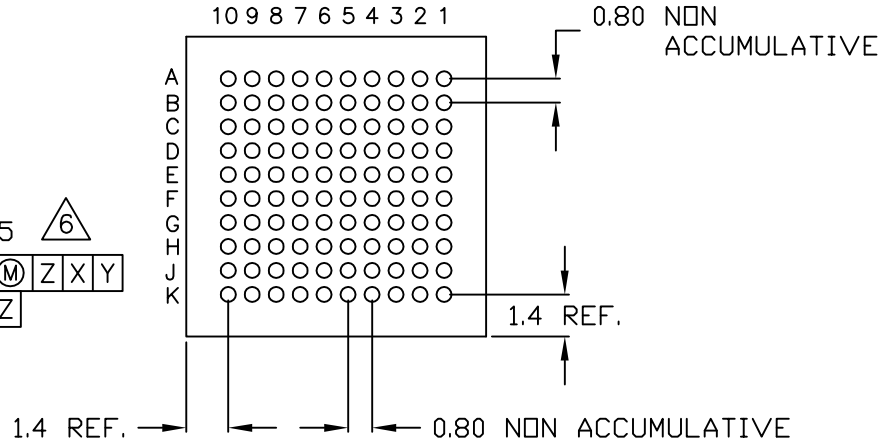

BOTTOM VIEW

NOTES:

1. ALL DIMENSIONS ARE IN MILLIMETERS.
2. ALL DIMENSIONS AND TOLERANCES CONFORM TO ANSI Y14.5M-1994.
3. MATERIAL MUST COMPLY WITH BANNED AND RESTRICTED SUBSTANCES SPEC #10-0131.
4. SOLDER BALL POSITION DESIGNATION PER JESD 95-1, SPP-010.
5. BILATERAL TOLERANCE ZONE IS APPLIED TO EACH SIDE OF THE PACKAGE BODY.
6. DIMENSION IS MEASURED AT THE MAXIMUM SOLDER BALL DIAMETER, PARALLEL TO PRIMARY DATUM Z.
7. PRIMARY DATUM Z AND SEATING PLANE ARE DEFINED BY THE SPHERICAL CROWNS OF THE SOLDER BALLS.
8. A1 BALL PAD CORNER I.D. IS IDENTIFIED BY LASER MARKED DOT AT THE CORNER.
9. ALL DIMENSIONS APPLY TO BOTH LEADED (-) AND PbFREE (+) PKG. CODES.
10. PACKAGE CODE: X100-3

—DRAWING NOT TO SCALE—

MAXIM

TITLE:
PACKAGE OUTLINE, 100 BALLS CSBGA, 10x10x1.41 mm, 0.8mm PITCH, 2 LAYER

APPROVAL	DOCUMENT CONTROL NO.	REV.	
EDEN CHEN 4/29/10	21-0357	B	1/1