

8

7

6

5

4

3

2

1

REVISIONS			
REV	DESCRIPTION	APPROVED	DATE



This document contains information considered proprietary, and shall not be reproduced wholly or in part, nor disclosed to others without specific written permission.

HARDWARE NAME:MAX17532ATB_EVKIT_A

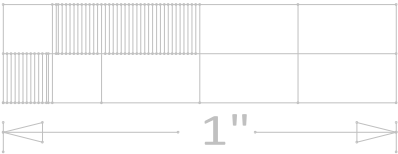
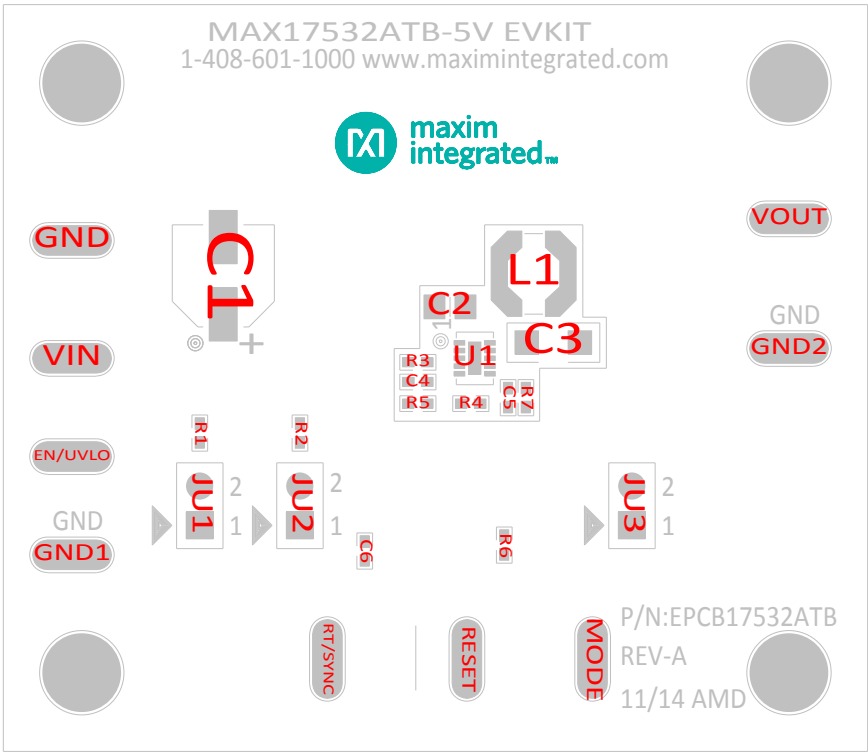
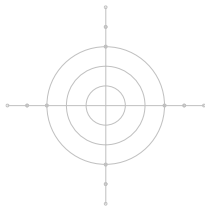
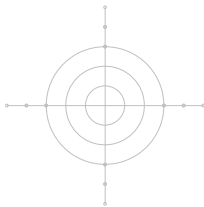
HARDWARE NUMBER:EPCB17532ATB

ENGINEER:PAMIDI RAMASIDDAIAH

DESIGNER:ABRAHAM DIMAPILIS

DATE: 11/13/2014

ODB++/GERBER:



JUMPER SETTINGS		
JUM_REF	SHUNT_REF	SHUNT_POSITION
JU1	SU1	1:2
JU2	SU2	1:2
JU3	SU3	PIN 1

THE INFORMATION CONTAINED IN THIS DOCUMENT IS PROPRIETARY TO MAXIM. THE INFORMATION IN THIS DOCUMENT IS NOT TO BE SHOWN, REPRODUCED, OR DISCLOSED TO ANYONE OUTSIDE OF MAXIM, WITHOUT PRIOR WRITTEN PERMISSION FROM MAXIM.		maxim integrated™	
DRAWN BY: A DIMAPILIS	DATE: 11/25/2014	HARDWARE NAME: ASSEMBLY DWG. (TOP)	
CHECKED BY:	DATE:	MAX17532ATB_EVKIT_A	
APPR. BY:	DATE:	HARDWARE NUMBER: EPCB17532ATB	
APPR. BY:	DATE:	NOT TO SCALE	SHEET 1 OF 1

8

7

6

5

4

3

2

1