

8

7

6

5

4

3

2

1

REVISIONS			
REV	DESCRIPTION	APPROVED	DATE



This document contains information considered proprietary, and shall not be reproduced wholly or in part, nor disclosed to others without specific written permission.

HARDWARE NAME:MAX17531ATB_EVKIT_A

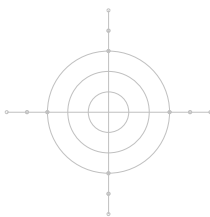
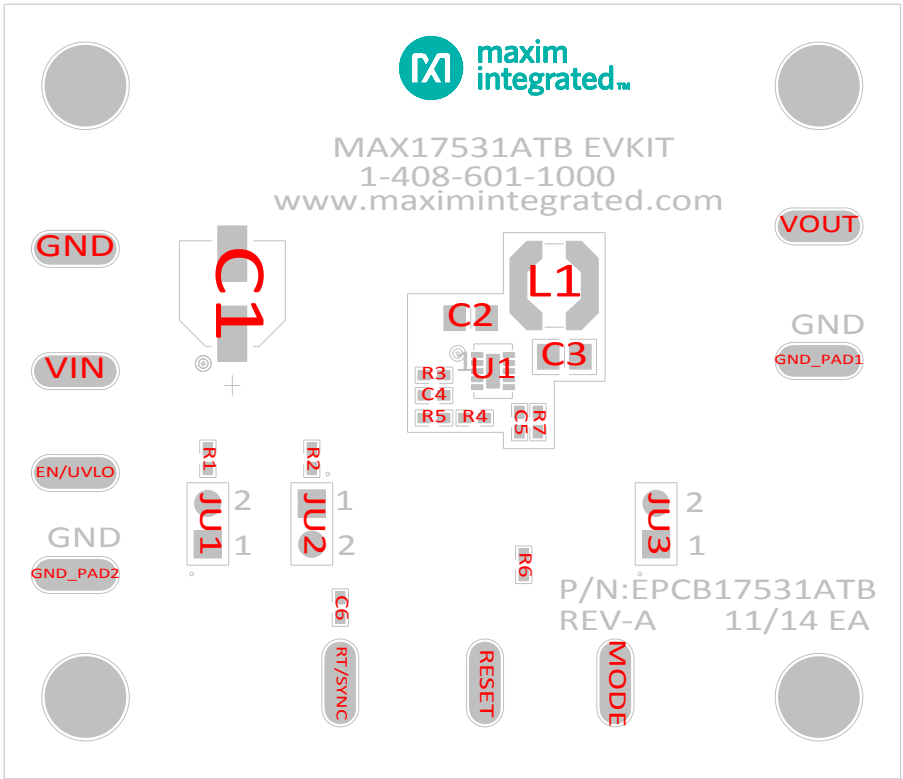
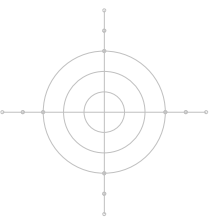
HARDWARE NUMBER:

ENGINEER:PAMIDI RAMASIDDAIAH

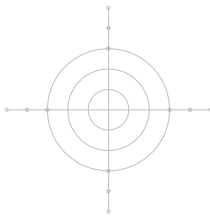
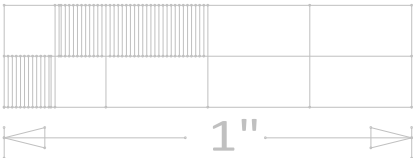
DESIGNER:EMMANUEL APELO JR

DATE: 11/12/2014

ODB++/GERBER:



JUMPER SETTINGS		
JUM_REF	SHUNT_REF	SHUNT_POSITION
JU1	SU1	1:2
JU2	SU2	1:2
JU3	SU3	PIN1



THE INFORMATION CONTAINED IN THIS DOCUMENT IS PROPRIETARY TO MAXIM. THE INFORMATION IN THIS DOCUMENT IS NOT TO BE SHOWN, REPRODUCED, OR DISCLOSED TO ANYONE OUTSIDE OF MAXIM, WITHOUT PRIOR WRITTEN PERMISSION FROM MAXIM.		maxim integrated™	
DRAWN BY: E. APELO	DATE: 11/20/2014	HARDWARE NAME: ASSEMBLY DWG. (TOP)	
CHECKED BY:	DATE:	MAX17531ATB_EVKIT_A	
APPR. BY:	DATE:	HARDWARE NUMBER: XX-XXXXXX-XX	
APPR. BY:	DATE:	NOT TO SCALE	SHEET 1 OF 1

8

7

6

5

4

3

2

1