

REVISIONS			
REV	DESCRIPTION	DATE	APPROVED
A	INITIAL RELEASE	15DEC24	L. ONOFREL
B	CHANGES AS PER ECR-125371	10APR25	L. ONOFREL

ASSEMBLY NOTES:

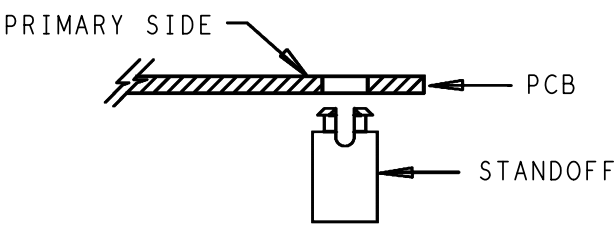
1. BOARD ACCEPTABILITY PER ANALOG DEVICES, INC. SPECIFICATION TST00119 (LATEST REVISION).
2. REPAIRS PER IPC-7711/21(LATEST REVISION) ARE ALLOWED.
3. REPAIRS ARE NOT ALLOWED IN SOLDERMASK FREE AREAS ON EITHER SIDE OF THE BOARD.
4. RoHS COMPLIANCE: ASSEMBLY VENDOR SHOULD ASSURE COMPLIANCE WITH LEAD-FREE AND RoHS PCB ASSEMBLY STANDARDS (EU RoHS DIRECTIVE 2002/95/EC).
5. INSTALL SHUNT (MFG\_PN: 60800213421) TO THE FOLLOWING JUMPER CONNECTOR:

JP1 SHUNT : FCM (PIN 1 & PIN 2)

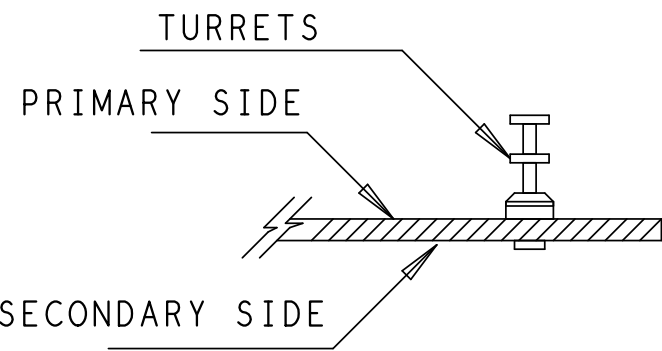
JP2 SHUNT : ON (PIN 1 & PIN 2)

JP3 SHUNT : FIX FREQ (PIN 5 & PIN 6)

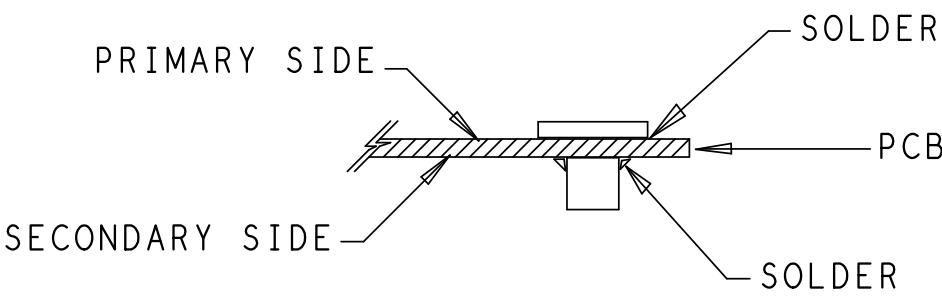
INSTALL STANDOFFS AS SHOWN BELOW:  
(MFG\_PN: 8831)



TURRETS (MFG\_PN: 2501-2-00-80-00-00-07-0)



BANANA JACK (MFG\_PN: 575-4)

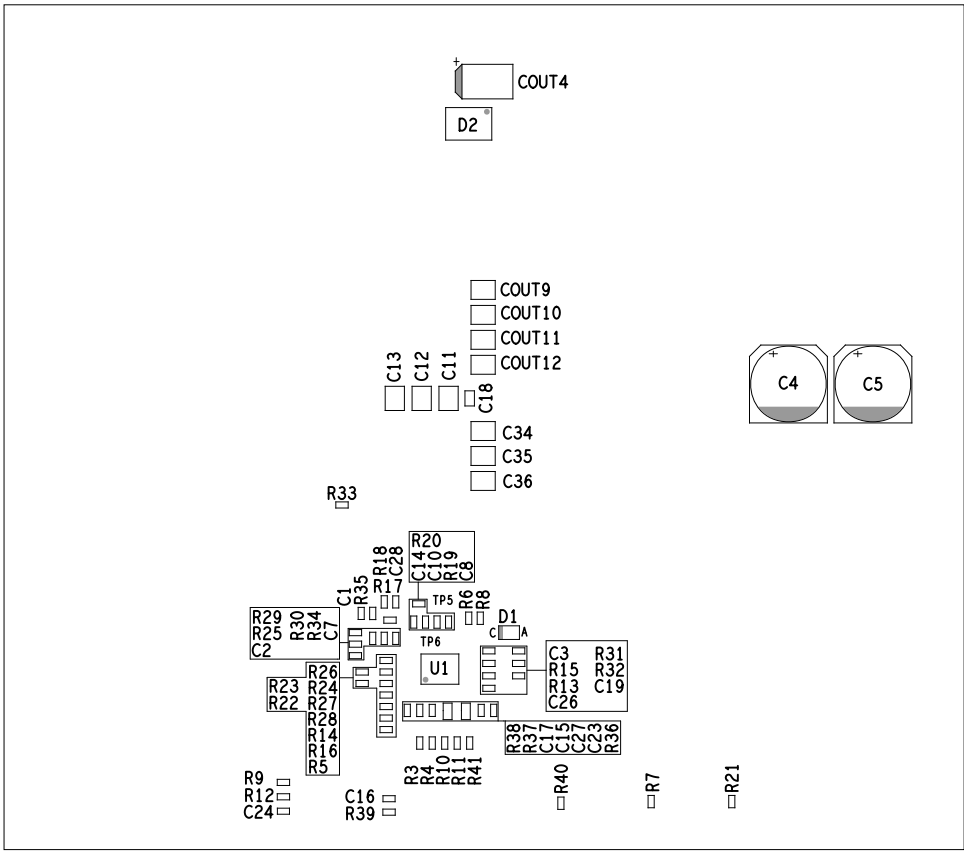



PRIMARY SIDE			UNLESS OTHERWISE SPECIFIED DIMENSIONS ARE IN INCHES			
			TOLERANCES			
			DECIMALS	FRACTIONS	ANGLES	
			.XX +- .010	--1/32	-- 2	
			.XXX +- .005			
			.XXXX +- .0050			
MATERIAL			APPROVAL		DATE	
			TEMPLATE ENGINEER N/A		N/A	
			HARDWARE SERVICES M. VALE		05FEB25	
			HARDWARE SYSTEMS N/A		N/A	
			TEST ENGINEER N/A		N/A	
			COMPONENT ENGINEER N. BUENAFLO		05FEB25	
			TEST PROCESS X		N/A	
			HARDWARE RELEASE K. JABATAN		05FEB25	
FINISH			DESIGNER J. WU	05FEB25		
			PTD ENGINEER L. ONOFREL	05FEB25		
			CHECKER N/A	N/A		
DO NOT SCALE DWG						
			SIZE	FSCM NO	DRAWING NUMBER	REV
			C	24355	01-083945	B
			SCALE	1/1		SHEET 1 OF 2

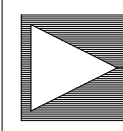
ANALOG  
DEVICES

WWM  
DIVISION  
804 WOBURN STREET  
WILMINGTON, MA 01887

TITLE  
ASSEMBLY  
EVAL-LTC7899-AZ



SECONDARY SIDE

		ANALOG DEVICES		WWM DIVISION 804 WOBURN STREET WILMINGTON, MA 01887	
		SIZE	FSCM NO	DRAWING NUMBER	REV
C		24355	01-083945		B
SCALE		1 / 1		SHEET 2 OF 2	