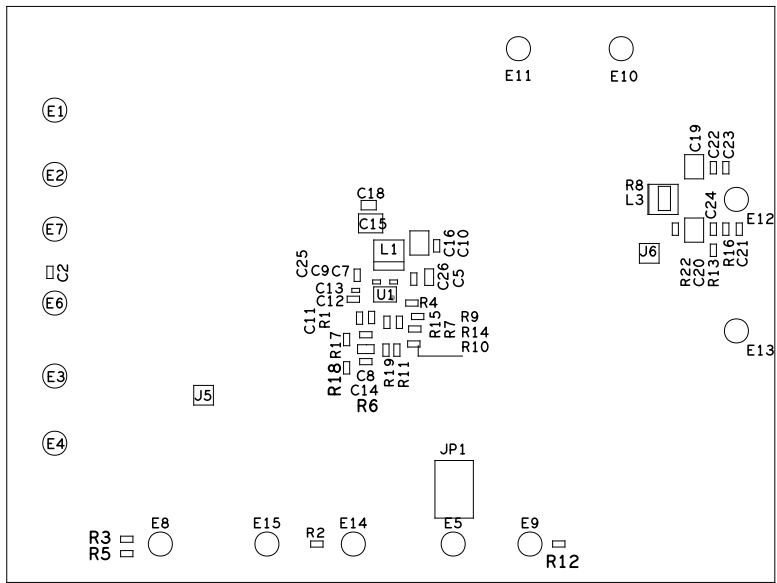


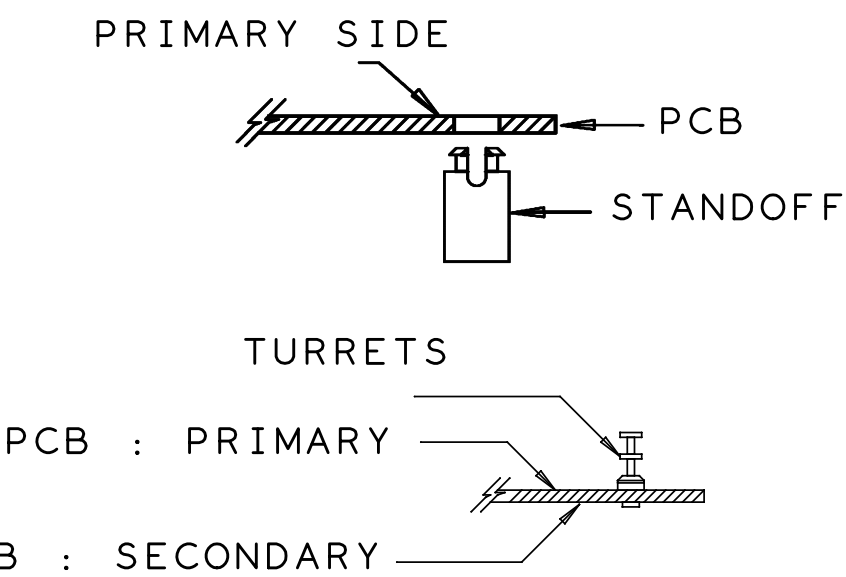
REVISIONS			
REV	DESCRIPTION	DATE	APPROVED
3D	INIATIAL RELEASE	19DEC24	X

ASSEMBLY NOTES:

1. BOARD ACCEPTABILITY PER ANALOG DEVICES, INC. SPECIFICATION TST00119 (LATEST REVISION).
2. REPAIRS PER IPC-7711/21(LATEST REVISION) ARE ALLOWED.
3. REPAIRS ARE NOT ALLOWED IN SOLDERMASK FREE AREAS ON EITHER SIDE OF THE BOARD.
4. INSTALL STANDOFFS AS SHOWN BELOW:




FOR JP1: INSTALL SHUNT ACROSS PIN5 AND PIN6.



5. INSTALL INDUCTORS L1 AS SHOWN BELOW.

FOOTPRINT PART



PIN1 INDICATOR

PRIMARY SIDE			
UNLESS OTHERWISE SPECIFIED DIMENSIONS ARE IN INCHES TOLERANCES DECIMALS FRACTIONS ANGLES .XX -.010 --1/32 -- 2 .XXX -.005 .XXXX -.0050	APPROVAL	DATE	<div><div></div><div>ANALOG DEVICES</div></div> <div>TITLE</div> <div>ASSEMBLY</div> <div>EVAL-LT83401-AZ</div>
	TEMPLATE ENGINEER	X	
	HARDWARE SERVICES	X	
	HARDWARE SYSTEMS	X	
MATERIAL	TEST ENGINEER	X	SIZE FSCM NO DRAWING NUMBER REV
	COMPONENT ENGINEER	X	
	TEST PROCESS	X	
	HARDWARE RELEASE	X	
FINISH	DESIGNER	X	SCALE 1 / 1 SHEET OF 2
	PTD ENGINEER	X	
	CHECKER	X	
DO NOT SCALE DWG			

