

SIZE	QTY	SYM	PLATED	TOL
0.187	4	+	NO	+/-0.003
0.07	2	×	NO	+/-0.003"
0.01	116	□	YES	+/-0.003
0.035	3	◇	YES	+/-0.003"
0.094	4	⊗	YES	+/-0.003"

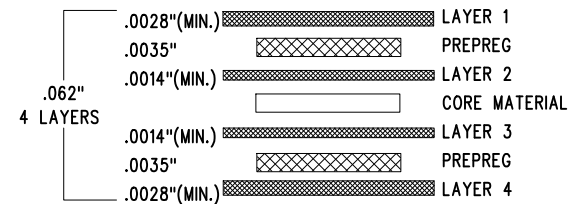
ADDITIONAL REQUIREMENT FOR PROTOTYPE FAB ONLY:

1. OUTGOING INSPECTION REPORT (BASED ON ACTUAL MEASUREMENTS AND CROSS SECTION).

ADDITIONAL REQUIREMENTS FOR PRODUCTION FAB ONLY:

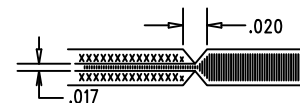
1. PROVIDE COMPLIANCE CERTIFICATES FOR RoHS, REACH AND CONFLICT-FREE MINERALS.
2. SOLDERABILITY BOARD WITH TEST RESULTS.
3. OUTGOING INSPECTION REPORT (BASED ON ACTUAL MEASUREMENTS AND CROSS SECTION).
4. VACUUM PACKED WITH DESICCANT.
5. FULL PANEL WITH NO REJECT

LAYER STRUCTURE



NOTES: UNLESS OTHERWISE SPECIFIED

1. FAB PER IPC-A-600.
2. MATERIAL: -EPOXY FIBERGLASS, NEMA GRADE FR-4
-FINISHED THICKNESS TO BE 0.062" +/- .005"
-TOTAL OF 4 LAYERS WITH 2 OZ. CU ON THE OUTER LAYERS AND 1 OZ. CU ON THE INNER LAYERS.
-FLAMMABILITY RATING: 94 V-0 MINIMUM.
3. SIZE: CUT TO DIMENSIONS AND TOLERANCES SHOWN.
0.00" ARE PRIMARY DATUMS.
4. DRILLING: -DRILL HOLES PER SCHEDULE. PLATE THROUGH HOLES WITH COPPER, 0.001" THICK MIN.
-ALL HOLE SIZES ARE SPECIFIED AFTER PLATING.
-HOLE LOCATION TOLERANCES ARE +/-0.003" IN RELATION TO CENTER
5. FINISH: -SMOBC USING LPI BOTH SIDES, COLOR GLOSS GREEN.
-GOLD IMMERSION BOTH SIDES.
(LEAD FREE SOLDER CAN BE USED FOR PROTOTYPE)
-FOR SILKSCREEN: USE WHITE NON-CONDUCTIVE INK.
6. DO NOT ALTER ARTWORK e.g. TO ADD LOGO OR DATE CODE.
PAD SIZE CAN BE MODIFIED TO MEET END FINISH.
7. PCBs ARE TO BE RoHS COMPLIANT.
8. SCORING FOR PANELIZED PCB: (NOT FOR PROTOTYPE)



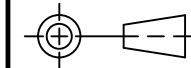
UNLESS OTHERWISE SPECIFIED

DIMENSIONS ARE IN INCHES
TOLERANCES:

0.XX" = ±0.01"

0.XXX" = ±0.005"

INTERPRET DIM AND TOL
PER ASME Y14.5M-1994
THIRD ANGLE PROJECTION



www.analog.com

TITLE: FABRICATION DRAWING

LOW-IQ NO-OPTO ISOLATED
FLYBACK CONTROLLER

SIZE N/A	IC NO. LT8306 EVAL-LT8306-AZ	REV 4
-------------	------------------------------------	----------

SHT 1 OF 1