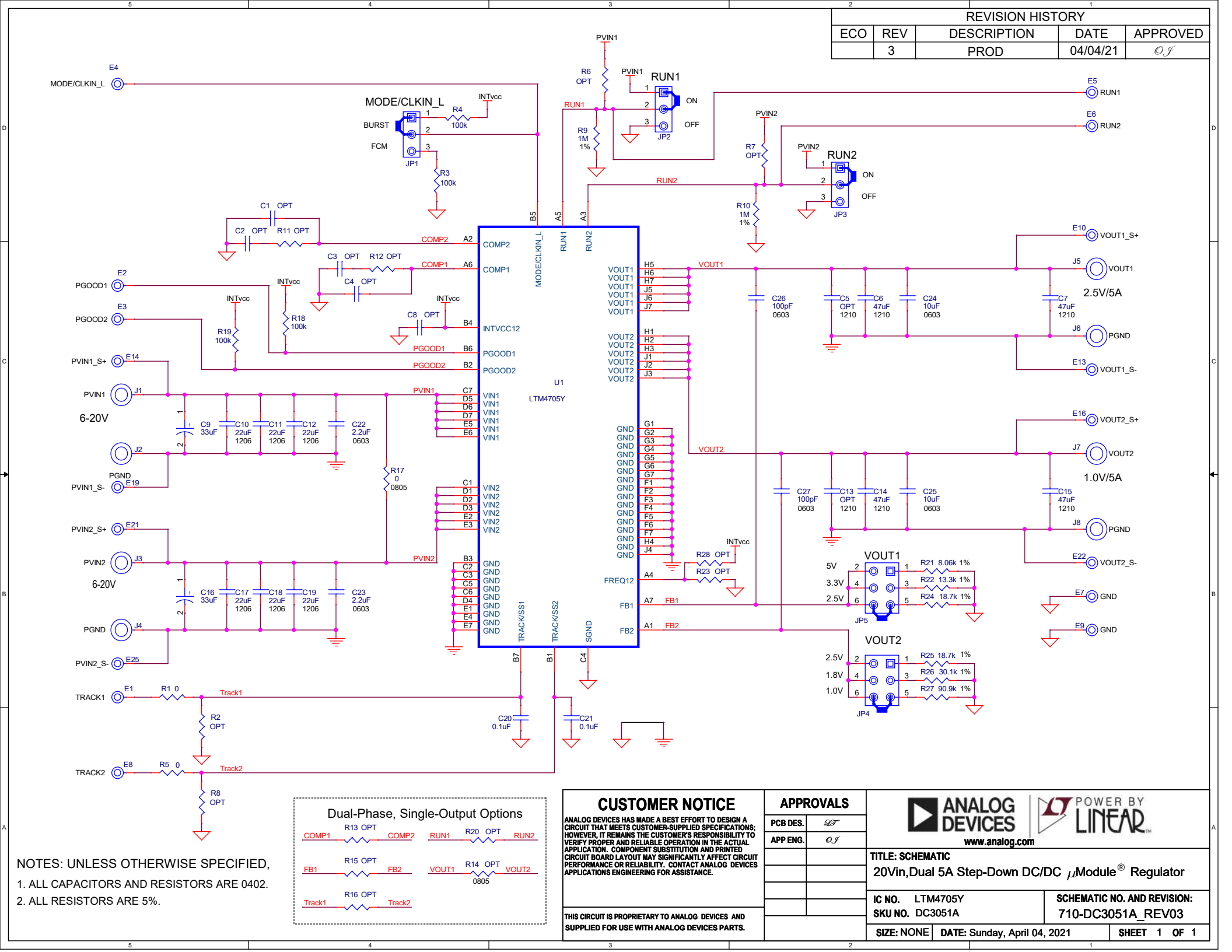
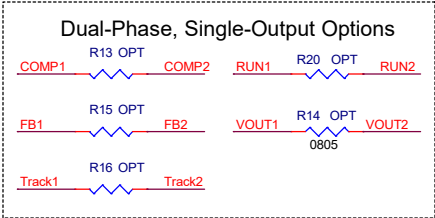


REVISION HISTORY				
ECO	REV	DESCRIPTION	DATE	APPROVED
	3	PROD	04/04/21	<i>O.J</i>



NOTES: UNLESS OTHERWISE SPECIFIED,
1. ALL CAPACITORS AND RESISTORS ARE 0402.
2. ALL RESISTORS ARE 5%.





CUSTOMER NOTICE

ANALOG DEVICES HAS MADE A BEST EFFORT TO DESIGN A CIRCUIT THAT MEETS CUSTOMER-SUPPLIED SPECIFICATIONS; HOWEVER, IT REMAINS THE CUSTOMER'S RESPONSIBILITY TO VERIFY PROPER AND RELIABLE OPERATION IN THE ACTUAL APPLICATION. COMPONENT SUBSTITUTION AND PRINTED CIRCUIT BOARD LAYOUT MAY SIGNIFICANTLY AFFECT CIRCUIT PERFORMANCE OR RELIABILITY. CONTACT ANALOG DEVICES APPLICATIONS ENGINEERING FOR ASSISTANCE.

THIS CIRCUIT IS PROPRIETARY TO ANALOG DEVICES AND SUPPLIED FOR USE WITH ANALOG DEVICES PARTS.

APPROVALS	
PCB DES.	<i>O.J</i>
APP ENG.	<i>O.J</i>



www.analog.com

TITLE: SCHEMATIC

20Vin, Dual 5A Step-Down DC/DC μ Module® Regulator

IC NO. LTM4705Y	SCHEMATIC NO. AND REVISION: 710-DC3051A_REV03
SKU NO. DC3051A	

SIZE: NONE	DATE: Sunday, April 04, 2021	SHEET 1 OF 1
------------	------------------------------	--------------