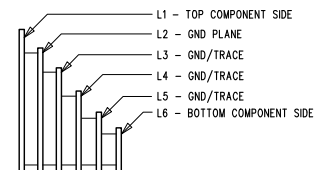
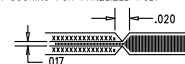


LAYER STRUCTURE



NOTES: UNLESS OTHERWISE SPECIFIED

- FAB PER IPC-A-600.
- MATERIAL: -EPOXY FIBERGLASS, NEMA GRADE FR-4
-FINISHED THICKNESS TO BE 0.062" +/- .005"
-TOTAL OF 6 LAYERS WITH 2 OZ. CU ON THE OUTER LAYERS
AND 1 OZ. CU ON THE INNER LAYERS.
-FLAMMABILITY RATING: 94 V-0 MINIMUM.
- SIZE: CUT TO DIMENSIONS AND TOLERANCES SHOWN.
0.00" ARE PRIMARY DATUMS.
- DRILLING: -DRILL HOLES PER SCHEDULE. PLATE THROUGH
HOLES WITH COPPER, 0.001" THICK MIN.
-ALL HOLE SIZES ARE SPECIFIED AFTER PLATING.
-HOLE LOCATION TOLERANCES ARE +/-0.003"
IN RELATION TO CENTER
-FOR VIAS SIZE > 0.01", VIAS HOLES NEED TO BE PLUGGED
AND COVERED WITH SOLDERMASK.
- FINISH: -SMB/C USING LPI BOTH SIDES, COLOR GLOSS GREEN.
-GOLD IMMERSION BOTH SIDES.
(LEAD FREE SOLDER CAN BE USED FOR PROTOTYPE)
-FOR SILKSREEN: BOTH SIDES USE WHITE NON-CONDUCTIVE INK.
- DO NOT ALTER ARTWORK e.g. TO ADD LOGO OR DATE CODE.
PAD SIZE CAN BE MODIFIED TO MEET END FINISH.
- PCBS ARE TO BE RoHS COMPLIANT.
- SCORING FOR PANELIZED PCB:



| SIZE | QTY | SYM | PLATED | TOL |
|-------|------|-----|--------|----------|
| 0.006 | 99 | + | YES | +/-0.003 |
| 0.01 | 1064 | + | YES | +/-0.003 |
| 0.035 | 79 | X | YES | +/-0.003 |
| 0.065 | 31 | □ | YES | +/-0.003 |
| 0.15 | 10 | X | YES | +/-0.003 |
| 0.189 | 4 | + | YES | +/-0.003 |
| 0.07 | 2 | ◇ | NO | +/-0.003 |
| 0.187 | 8 | X | NO | +/-0.003 |

ADDITIONAL REQUIREMENT FOR PROTOTYPE FAB ONLY:

1. OUTGOING INSPECTION REPORT (BASED ON ACTUAL MEASUREMENTS AND CROSS SECTION).

ADDITIONAL REQUIREMENTS FOR PRODUCTION FAB ONLY:

- PROVIDE COMPLIANCE CERTIFICATES FOR RoHS, REACH AND CONFLICT-FREE MINERALS.
- SOLDERABILITY BOARD WITH TEST RESULTS.
- OUTGOING INSPECTION REPORT (BASED ON ACTUAL MEASUREMENTS AND CROSS SECTION).
- VACUUM PACKED WITH DESICCANT.
- FULL PANEL WITH NO REJECT.

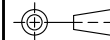
UNLESS OTHERWISE SPECIFIED

DIMENSIONS ARE IN INCHES
TOLERANCES:

0.XX" = ±0.01"

0.XXX" = ±0.005"

INTERPRET DIM AND TOL
PER ASME Y14.5M-1994
THIRD ANGLE PROJECTION



TITLE: FABRICATION DRAWING
4-PHASE DC/DC EXPANDER WITH INTERNAL
GATE DRIVERS FOR BUCK CONVERTERS

| SIZE | IC NO. | REV |
|-------------------------|----------------------------|------------|
| N/A | LT8550EUKG DC2331A-A/-B | 4 |
| FILENAME: DC2331A-4.PCB | | SHT 1 OF 1 |