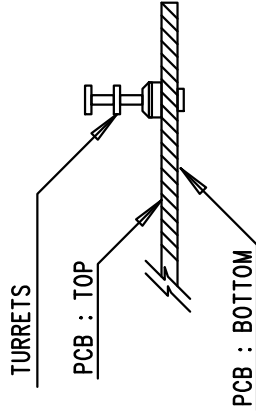
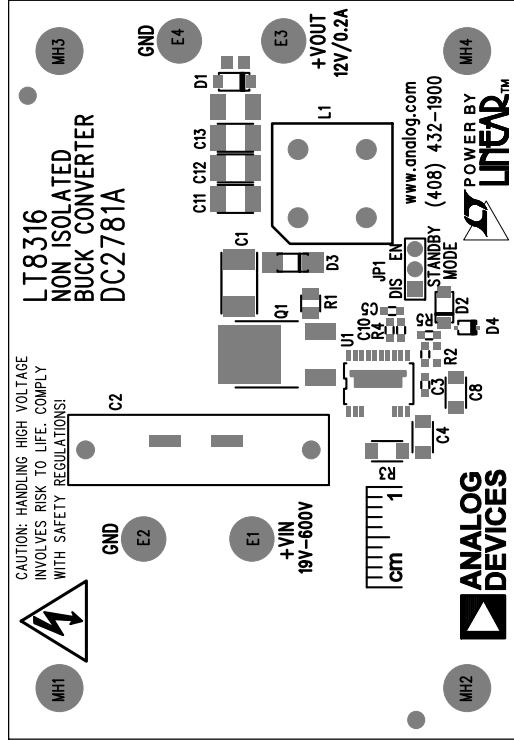
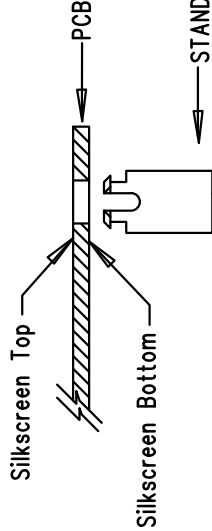


NOTES: UNLESS OTHERWISE SPECIFIED

1. WORKMANSHIP SHALL BE IN ACCORDANCE WITH IPC-A-610.  
MAXIMUM SOLDER TEMPERATURE IS 240 DEG C.
2. ASSEMBLY PROCESS SHALL INCLUDE: REFLOW SOLDER TOP SIDE SMD.
3. PARTS TO OMIT WILL BE SPECIFIED ON THE BILL OF MATERIALS.  
LOCATIONS OF OMITTED PARTS SHALL BE FREE OF SOLDER.  
MASK THE SOLDER STENCIL WHERE SMT PARTS ARE OMITTED.
4. INSTALL SHUNTS AS SHOWN ON ASSY DRAWING.
5. DEPANELIZE BOARDS AFTER ASSEMBLY AND ROUTE-OUT THE  
BREAKOUT TABS ON FOUR SIDES OF THE BOARD EDGE.
6. DO NOT APPLY ANY KIND OF ASSEMBLY STAMP OR QA STAMP  
TO ANY BOARD.
7. INSTALL 4 STANDOFFS AT 4 LOCATIONS AS SHOWN BELOW:



TITLE: TOP ASSEMBLY DRAWING

NON ISOLATED BUCK CONVERTER

SIZE	IC NO.	REV.
N/A	LT8316EFE	2
FILENAME:	DC2781A-2.PCB	SHT 1 OF 2