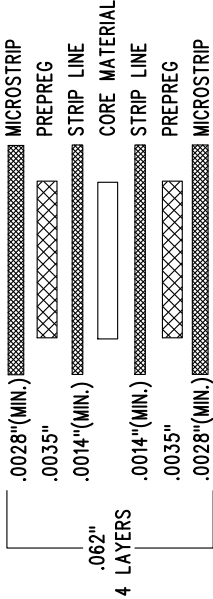
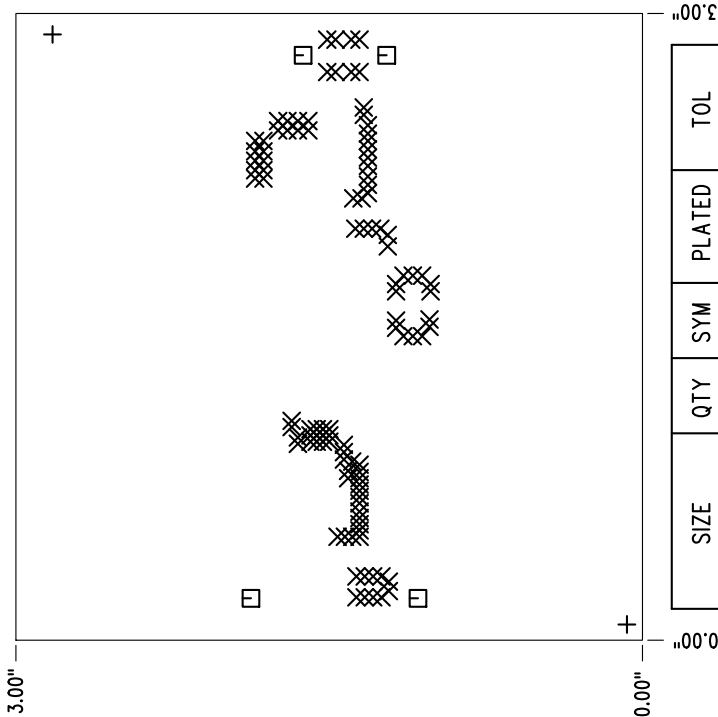
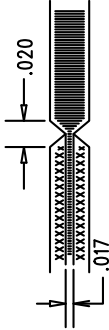


LAYER STRUCTURE



NOTES: UNLESS OTHERWISE SPECIFIED

1. FAB PER IPC-A-600.
2. MATERIAL: -EPOXY FIBERGLASS, NEMA GRADE FR-4
-FINISHED THICKNESS TO BE 0.062" +/- .005"
-TOTAL OF 4 LAYERS WITH 2 OZ. FINISHED CU ON THE OUTER LAYERS AND 1 OZ. CU ON THE INNER LAYERS.
-FLAMMABILITY RATING: 94 V-0 MINIMUM.
3. SIZE: CUT TO DIMENSIONS AND TOLERANCES SHOWN.
0.00" ARE PRIMARY DATUMS.
4. DRILLING: -DRILL HOLES PER SCHEDULE. PLATE THROUGH HOLES WITH COPPER, 0.001" THICK MIN.
-ALL HOLE SIZES ARE SPECIFIED AFTER PLATING.
-HOLE LOCATION TOLERANCES ARE +/-0.003" IN RELATION TO CENTER
5. FINISH: -SMOBC USING LPI BOTH SIDES, COLOR GREEN.
-GOLD IMMERSION BOTH SIDES.
(LEAD FREE SOLDER CAN BE USED FOR PROTOTYPE)
-FOR SILKSCREEN: BOTH SIDES USE WHITE NON-CONDUCTIVE INK.
6. DO NOT ALTER ARTWORK e.g. TO ADD LOGO OR DATE CODE.
PAD SIZE CAN BE MODIFIED TO MEET END FINISH.
7. PCBs ARE TO BE RoHS COMPLIANT.
8. SCORING FOR PANELIZED PCB:



SIZE	QTY	SYM	PLATED	TOL
0.07	2	+	NO	+/-0.003
0.01	106	X	YES	+/-0.003
0.095	4	□	YES	+/-0.003

- ADDITIONAL REQUIREMENT FOR PROTOTYPE FAB ONLY:
1. OUTGOING INSPECTION REPORT (BASED ON ACTUAL MEASUREMENTS AND CROSS SECTION).
- ADDITIONAL REQUIREMENTS FOR PRODUCTION FAB ONLY:
1. PROVIDE COMPLIANCE CERTIFICATES FOR RoHS, REACH AND CONFLICT-FREE MINERALS.
 2. SOLDERABILITY BOARD WITH TEST RESULTS.
 3. OUTGOING INSPECTION REPORT (BASED ON ACTUAL MEASUREMENTS AND CROSS SECTION).
 4. VACUUM PACKED WITH DESICCANT.
 5. FULL PANEL WITH NO REJECT.

1630 MCCARTHY BLVD
MILPITAS, CA 95035
PH: (408) 432-1900
WWW.LINEARTECH.COM
LTC CONFIDENTIAL -
FOR CUSTOMER USE ONLY

TITLE: FABRICATION DRAWING
MICROPOWER NO-OPTO
ISOLATED FLYBACK CONVERTER

SIZE	IC NO.	REV
N/A	LT8304ES8E	2
DEMO CIRCUIT 2393A		

FILENAME: DC2393A-2.PCB

SHT 1 OF 1