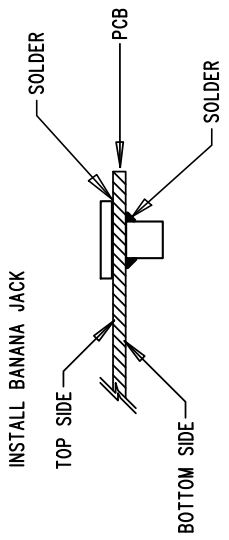
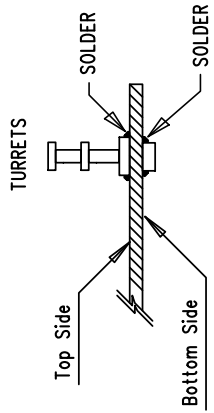
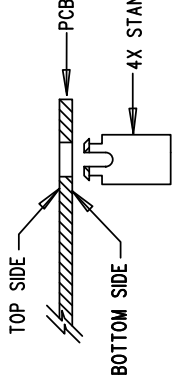


**NOTES: UNLESS OTHERWISE SPECIFIED**

1. WORKMANSHIP SHALL BE IN ACCORDANCE WITH IPC-A-610. MAXIMUM SOLDER TEMPERATURE IS 240 DEG C.
2. ASSEMBLY PROCESS SHALL INCLUDE: REFLOW SOLDER TOP SIDE SMD.
3. PARTS TO OMIT WILL BE SPECIFIED ON THE BILL OF MATERIALS. LOCATIONS OF OMITTED PARTS SHALL BE FREE OF SOLDER. MASK THE SOLDER STENCIL WHERE SMT PARTS ARE OMITTED.
4. INSTALL SHUNTS AS SHOWN ON ASSY DRAWING.
5. DEPANELIZE BOARDS AFTER ASSEMBLY AND ROUTE-OUT THE BREAKOUT TABS ON FOUR SIDES OF THE BOARD EDGE.
6. DO NOT APPLY ANY KIND OF ASSEMBLY STAMP OR QA STAMP TO ANY BOARD.
7. INSTALL 4 STANDOFFS AT 4 LOCATIONS AS SHOWN BELOW:



**LINEAR TECHNOLOGY**  
1630 MCCARTHY BLVD  
MILPITAS, CA 95035  
PH: (408) 432-1900  
LTC CONFIDENTIAL -  
FOR CUSTOMER USE ONLY

TITLE: TOP ASSEMBLY DRAWING			
HIGH CURRENT SYNCHRONOUS STEP-DOWN LED DRIVER			
SIZE	IC NO.	REV.	
A	LT3744EUHE DEMO CIRCUIT 2339A	1	
FILENAME: DC2339A-I.PCB		SHT 1 of 2	