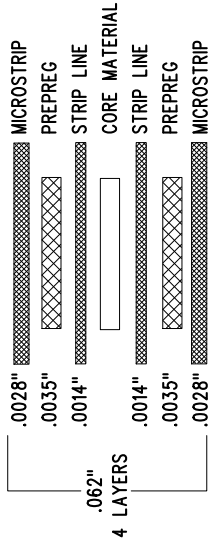
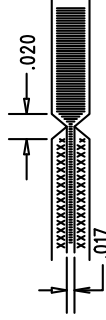


## LAYER STRUCTURE



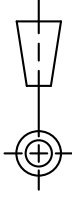
## NOTES: UNLESS OTHERWISE SPECIFIED

1. FAB PER IPC-A-600.
2. MATERIAL: -EPOXY FIBERGLASS, NEMA GRADE FR-4  
-FINISHED THICKNESS TO BE 0.062" +/- .005"  
-TOTAL OF 4 LAYERS WITH 2 OZ. CU ON THE OUTER LAYERS  
AND 1 OZ. CU ON THE INNER LAYERS.  
-FLAMMABILITY RATING: 94 V-0 MINIMUM.
3. SIZE: CUT TO DIMENSIONS AND TOLERANCES SHOWN.  
0.00" ARE PRIMARY DATUMS.
4. DRILLING: -DRILL HOLES PER SCHEDULE. PLATE THROUGH  
HOLES WITH COPPER; 0.001" THICK MIN.  
-ALL HOLE SIZES ARE SPECIFIED AFTER PLATING.  
-HOLE LOCATION TOLERANCES ARE +/-0.003"  
IN RELATION TO CENTER  
-FOR VIAS SIZE > 0.01", VIAS HOLES NEED TO BE PLUGGED  
AND COVERED WITH SOLDERMASK.  
-GOLD IMMERSION BOTH SIDES.
5. FINISH: -SMOBC USING LPI BOTH SIDES, COLOR GREEN.  
-LEAD FREE SOLDER CAN BE USED FOR PROTOTYPE)  
-FOR SILKSCREEN: BOTH SIDES USE WHITE NON-CONDUCTIVE INK.
6. DO NOT ALTER ARTWORK e.g. TO ADD LOGO OR DATE CODE.  
PAD SIZE CAN BE MODIFIED TO MEET END FINISH.
7. PCBs ARE TO BE RoHS COMPLIANT.
8. SCORING FOR PANELIZED PCB:



UNLESS OTHERWISE SPECIFIED  
DIMENSIONS ARE IN INCHES  
TOLERANCES:  
0.XX" = ±0.01"  
0.XXX" = ±0.005"

INTERPRET DIM AND TOL  
PER ASME Y14.5M-1994  
THIRD ANGLE PROJECTION



**LINEAR**  
TECHNOLOGY  
1630 MCCARTHY BLVD  
MILPITAS, CA 95035  
PH: (408)432-1800  
WWW.LINEAR.COM  
LTC CONFIDENTIAL -  
FOR CUSTOMER USE ONLY

TITLE: FABRICATION DRAWING  
20V, 200mA, ULTRALOW NOISE,  
ULTRAHIGH PSRR RF LDO REGULATOR

SIZE IC NO. LT3042EDD  
N/A DC2246B

REV 1  
FILENAME: DC2246B-1.PCB SHT 1 OF 1

- ADDITIONAL REQUIREMENT FOR PROTOTYPE FAB ONLY:
1. OUTGOING INSPECTION REPORT (BASED ON ACTUAL MEASUREMENTS AND CROSS SECTION).
- ADDITIONAL REQUIREMENTS FOR PRODUCTION FAB ONLY:
1. PROVIDE COMPLIANCE CERTIFICATES FOR RoHS, REACH AND CONFLICT-FREE MINERALS.
  2. SOLDERABILITY BOARD WITH TEST RESULTS.
  3. OUTGOING INSPECTION REPORT (BASED ON ACTUAL MEASUREMENTS AND CROSS SECTION).
  4. VACUUM PACKED WITH DESICCANT.
  5. FULL PANEL WITH NO REJECT.

SIZE	QTY	SYM	PLATED	TOL
0.01	97	+	YES	+/-0.003
0.095	6	×	YES	+/-0.003
0.187	4	□	NO	+/-0.003
0.07	2	◇	NO	+/-0.003
0.035	6	⊗	YES	+/-0.003
0.006	1	⊗	YES	+/-0.003
0.055	10	⊕	YES	+/-0.003