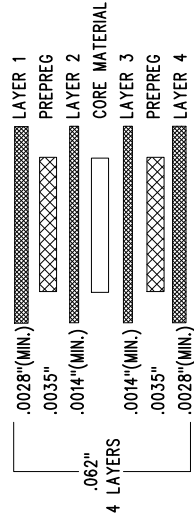
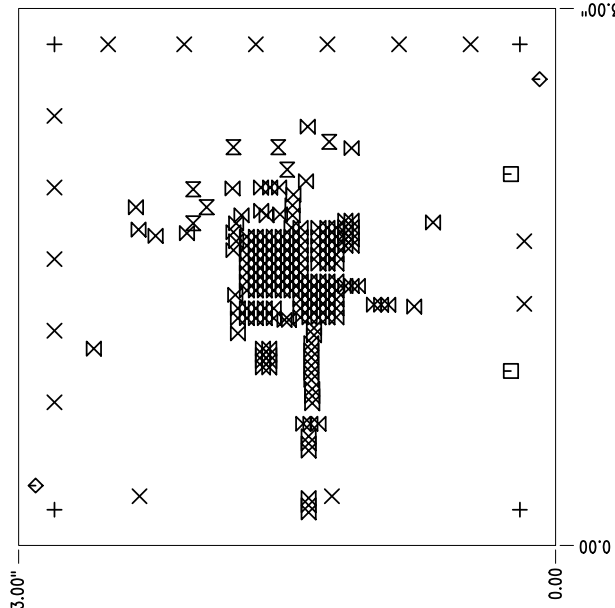
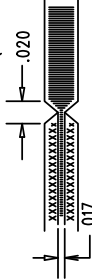


LAYER STRUCTURE



NOTES: UNLESS OTHERWISE SPECIFIED

1. FAB PER IPC-A-600.
2. MATERIAL: -LEAD FREE ASSEMBLY COMPLIANT, ISOLA FR-370HR OR EQUIVALENT.  
-FINISHED THICKNESS TO BE 0.062" +/- .005"  
-TOTAL OF 4 LAYERS WITH 2 OZ. FINISHED CU ON THE OUTER LAYERS AND 1 OZ. CU ON THE INNER LAYERS.  
-FLAMMABILITY RATING: 94 V-0 MINIMUM.
3. SIZE: CUT TO DIMENSIONS AND TOLERANCES SHOWN.  
0.00" ARE PRIMARY DATUMS.
4. DRILLING: -DRILL HOLES PER SCHEDULE. PLATE THROUGH HOLES WITH COPPER, 0.001" THICK MIN.  
-ALL HOLE SIZES ARE SPECIFIED AFTER PLATING.  
-HOLE LOCATION TOLERANCES ARE +/-0.003" IN RELATION TO CENTER
5. FINISH: -SMOBC USING LPI BOTH SIDES, COLOR GREEN.  
-GOLD IMMERSION BOTH SIDES.  
-FOR SILKScreens: USE WHITE NON-CONDUCTIVE INK.
6. DO NOT ALTER ARTWORK e.g. TO ADD LOGO OR DATE CODE.
7. PCBs ARE TO BE RoHS COMPLIANT.
8. DESIGN HAS SOLDER MASK DEFINED PADS ON U1 WITH 0.029" PAD, 0.025" SOLDER MASK, AND 0.024" SOLDER PASTE.  
DO NOT CHANGE ANY SIZE ON THIS COMPONENT.
9. SCORING FOR PANELIZED PCB (PRODUCTION FAB ONLY):



SIZE	QTY	SYM	PLATED	TOL
0.187	4	+	NO	+/-0.003
0.095	15	X	YES	+/-0.003
0.215	2	□	YES	+/-0.003
0.07	2	◇	NO	+/-0.003
0.01	172	⊗	YES	+/-0.003
0.035	7	⊗	YES	+/-0.003

- ADDITIONAL REQUIREMENT FOR PROTOTYPE FAB ONLY:
1. OUTGOING INSPECTION REPORT (BASED ON ACTUAL MEASUREMENTS AND CROSS SECTION).
- ADDITIONAL REQUIREMENTS FOR PRODUCTION FAB ONLY:
1. PROVIDE COMPLIANCE CERTIFICATES FOR RoHS, REACH AND CONFLICT-FREE MINERALS.
  2. SOLDERABILITY BOARD WITH TEST RESULTS.
  3. OUTGOING INSPECTION REPORT (BASED ON ACTUAL MEASUREMENTS AND CROSS SECTION).
  4. VACUUM PACKED WITH DESICCANT.
  5. FULL PANEL WITH NO REJECT.

1630 MCCARTHY BLVD  
MILPITAS, CA 95035  
PH: (408)432-1800  
FAX: (408)432-1801  
LTC CONFIDENTIAL -  
FOR CUSTOMER USE ONLY

TECHNOLOGY

TITLE: FABRICATION DRAWING  
58VIN, BUCK-BOOST  
µMODULE REGULATOR

SIZE IC NO. REV  
N/A LTM8056EY 1

FILENAME: DC2154A-1PCB SHT 1 OF 1