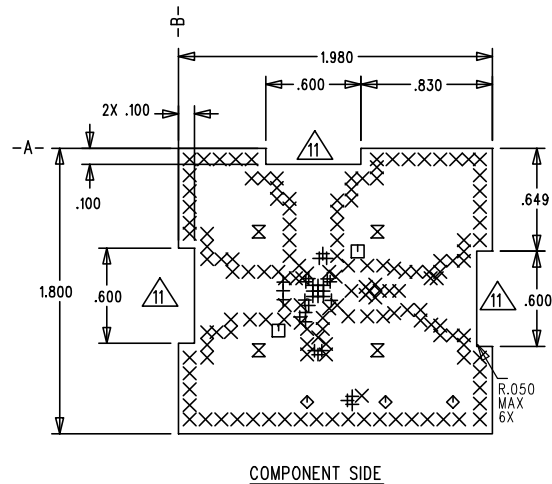


LTC CONFIDENTIAL – For Customer Use Only



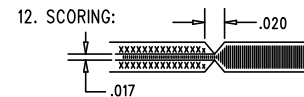
DIELECTRIC THICKNESS approx 17 mils, 2X.	
LYR1 TOP	XXXXXXXXXXXXXXXXXXXX
LYR2	XXXXXXXXXXXXXXXXXXXX PREPREG XXXXXXXXXXXXXXXXXXXX
	XXXXXXXXXXXXXXXXXXXX CORE XXXXXXXXXXXXXXXXXXXX
LYR3	XXXXXXXXXXXXXXXXXXXX PREPREG XXXXXXXXXXXXXXXXXXXX
LYR4	XXXXXXXXXXXXXXXXXXXX

LAYERING STRUCTURE

HOLE SIZE CHART			
SYM	SIZE	QTY	PTH
+	.010+/- .003	31	YES
X	.015+/- .003	148	YES
□	.067+/- .002	2	NO
◇	.093+/- .003	3	YES
⊗	.173+/- .002	4	NO

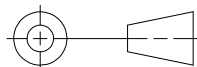
NOTES: UNLESS OTHERWISE SPECIFIED

- ARTWORK P/N DC478B REV 1.
- FAB PER IPC-A-600
- MATERIAL: EPOXY FIBERGLASS, NEMA GRADE FR-4  
FINISHED THICKNESS TO BE .062 +/- .005 INCH  
WITH 2 OZ. COPPER ON TWO OUTER LAYERS AND  
1 OZ. COPPER ON TWO INTERNAL LAYERS.  
FLAMABILITY RATING: 94 V-0 MINIMUM .
- OUTER DIELECTRIC THICKNESS: TARGET 50-OHM USING 30 MIL  
TRACE. SEE STACKUP DIAGRAM.
- SIZE: CUT TO DIMENSIONS AND TOLERANCES SHOWN.  
-A- AND -B- ARE PRIMARY DATUMS.
- DRILLING: DRILL HOLES PER SCHEDULE. PLATE THROUGH  
HOLES WITH COPPER, .001 INCH THICK MIN. ALL  
HOLE SIZES ARE SPECIFIED AFTER PLATING.  
HOLE LOCATION TOLERANCES ARE +/- .003  
INCH IN RELATION TO CENTER
- FINISH: SMOBC USING LPI BOTH SIDES, GREEN PREFERABLE.  
SILKSCREEN BOTH SIDES WITH WHITE NON-CONDUCTIVE  
INK.
- DROP ALL UNUSED PADS ON INNER LAYERS.
- DO NOT ALTER ARTWORK e.g. TO ADD LOGO OR DATE CODE.
- INNER AND OUTER LAYER COPPER SHALL BE EXPOSED IN  
TWO INSET AREAS ALONG BOARD EDGES.



UNLESS OTHERWISE SPECIFIED  
DIMENSIONS ARE IN INCHES  
TOLERANCES ON ANGLE  $\pm 1^\circ$   
2 PLACE  $\pm 0.1$  3 PLACE  $\pm 0.05$   
INTERPRET DIM AND TOL  
PER ASME Y14.5M - 1994

THIRD ANGLE PROJECTION



DO NOT SCALE DRAWING

CONTRACT NO

APPROVALS

DATE

DRAWN L.SANTOS

4/23/02

CHECKED S. HSIAO

5/9/02

APPROVED S. HSIAO

5/9/02

ENGINEER V. DVORKIN



1630 McCarthy Blvd.  
Milpitas, CA 95035  
Phone: (408)432-1900  
Fax: (408)434-0507

TITLE

FAB, DOWNCONVERTING MIXER (PCS) PCB

SIZE  
A

CAGE CODE

DWG NO

DC478B

REV  
1

SCALE 1/1

FILENAME: 478Br1.PCB

SHEET 1 OF 1