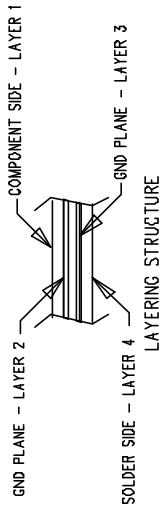
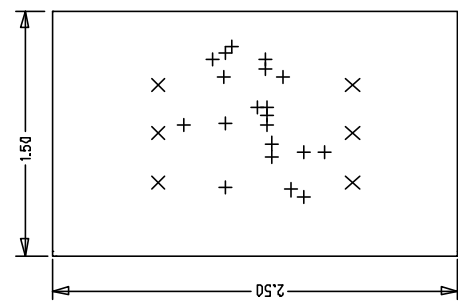


LTC CONFIDENTIAL – For Customer Use Only

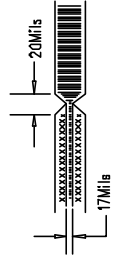


NOTES: UNLESS OTHERWISE SPECIFIED

- 1. ARTWORK P/N DC436A REV 3.
- 2. FAB PER IPC-A-600
- 3. MATERIAL: EPOXY FIBERGLASS, NEMA GRADE FR-4
FINISHED THICKNESS TO BE .062 +/- .005 INCH
WITH 2 OZ. COPPER ON TWO OUTER LAYERS AND
1 OZ. COPPER ON TWO INTERNAL LAYERS
FLAMABILITY RATING: 94 V-0 MINIMUM .
- 4. SIZE: CUT TO DIMENSIONS AND TOLERANCES SHOWN.
0.00 ARE PRIMARY DATUMS.
- 5. DRILLING: DRILL HOLES PER SCHEDULE. PLATE THROUGH
HOLES WITH COPPER, .001 INCH THICK MIN. ALL
HOLE SIZES ARE SPECIFIED AFTER PLATING.
HOLE LOCATION TOLERANCES ARE +/- .003
INCH IN RELATION TO CENTER
- 6. FINISH: SMOBC USING LPI BOTH SIDES, GREEN PREFERRABLE
SILKSCREEN COMPONENT SIDE WITH WHITE NON-
CONDUCTIVE INK.
- 7. FILL UP ALL VIAS WITH SOLDER.
- 8. DROP ALL UNUSED PADS ON INNER LAYERS.
- 9. DO NOT ALTER ARTWORK e.g. TO ADD LOGO OR DATE CODE
- 10. SCORING:

HOLE LEGEND

TOLERANCE	SIZE	QTY	SYM	PLTD
+/-0.003	20	20	+	PLTD
+/-0.003	94	6	X	PLTD



UNLESS OTHERWISE SPECIFIED DIMENSIONS ARE IN INCHES TOLERANCES ON ANGLE ±1° 2 PLACE ±01 3 PLACE ±005 INTERPRET DIM AND TOL PER ASME Y14.5M - 1994	CONTRACT NO		DATE	
	APPROVALS		DATE	
	DRAWN	MEI	07/19/01	
	CHECKED			
THIRD ANGLE PROJECTION	APPROVED			
	ENGINEER			
DO NOT SCALE DRAWING				

TITLE	
FAB, LTC1765ES8 WIDE INPUT RANGE STEP- DOWN CONVERTER	

SIZE	CAGE CODE	DWG NO	REV
A		DC436A	3

SCALE	1/1	FILENAME: 436A-3.PCB	SHEET 1 OF 1
-------	-----	----------------------	--------------

