



LT8604, LT8618, LT8672 Pin1 Chamfer Change

analog.com

Data Sheet Specification Comparison

Rev (A)

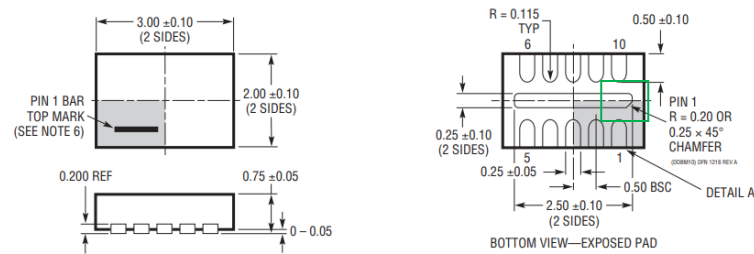
Rev (B)

LT8672

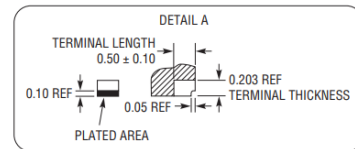
PACKAGE DESCRIPTION



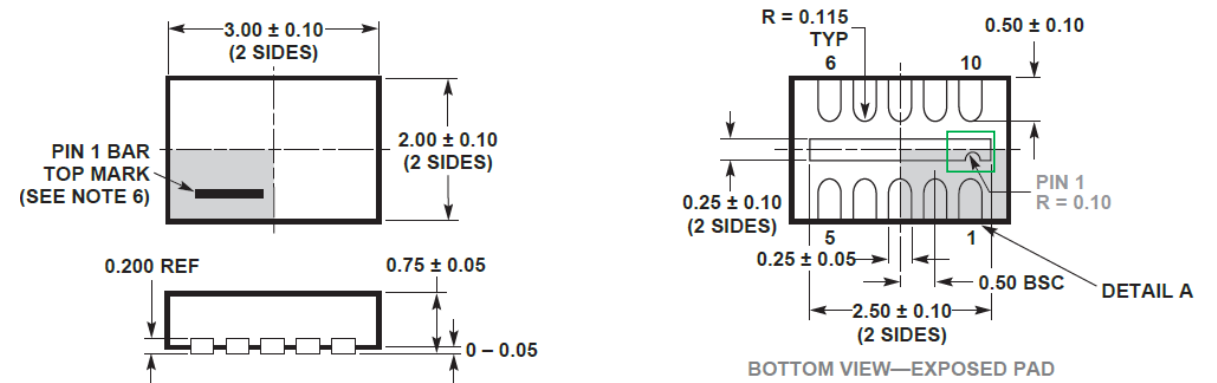
DDBM Package
10-Lead Plastic SIDE WETTABLE DFN (3mm × 2mm)
 (Reference LTC DWG # 05-08-1655 Rev A)



- NOTE:
1. DRAWING CONFORMS TO VERSION (WECD-1) IN JEDEC PACKAGE OUTLINE M0-229
 2. DRAWING NOT TO SCALE
 3. ALL DIMENSIONS ARE IN MILLIMETERS
 4. DIMENSIONS OF EXPOSED PAD ON BOTTOM OF PACKAGE DO NOT INCLUDE MOLD FLASH. MOLD FLASH, IF PRESENT, SHALL NOT EXCEED 0.15mm ON ANY SIDE
 5. EXPOSED PAD SHALL BE SOLDER PLATED
 6. SHADED AREA IS ONLY A REFERENCE FOR PIN 1 LOCATION ON THE TOP AND BOTTOM OF PACKAGE



DDBM Package
10-Lead Plastic SIDE WETTABLE DFN (3mm × 2mm)
 (Reference LTC DWG # 05-08-1655 Rev B)



Data Sheet Specification Comparison

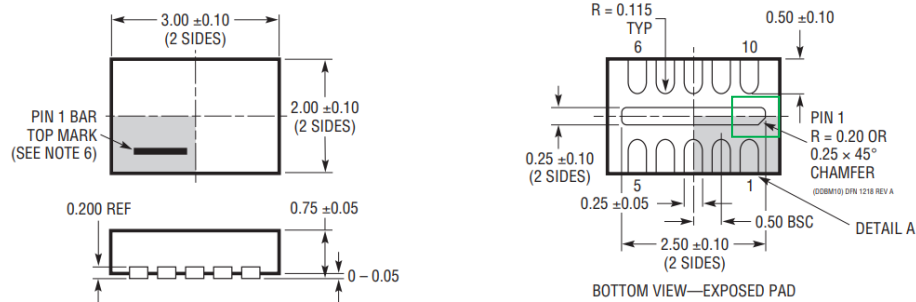
Rev (A)

Rev (B)

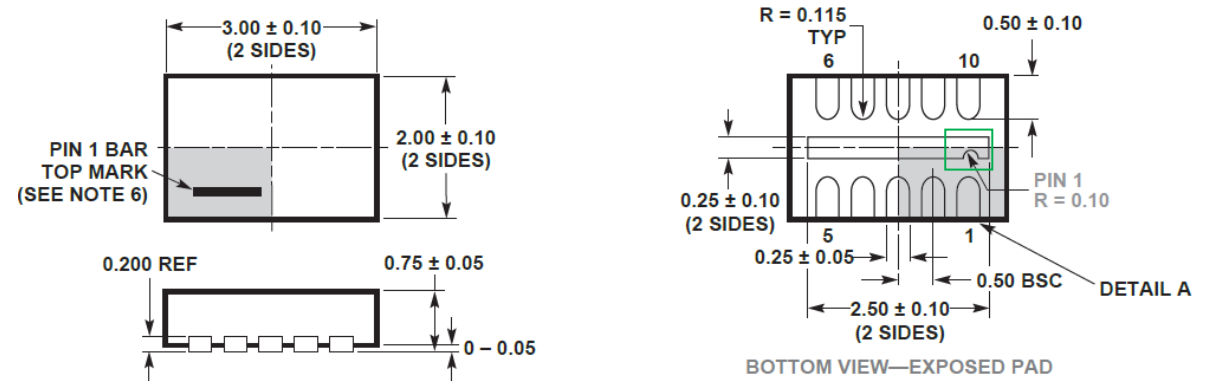
LT8604/LT8604C

PACKAGE DESCRIPTION

DDBM Package
10-Lead Plastic SIDE WETTABLE DFN (3mm × 2mm)
 (Reference LTC DWG # 05-08-1655 Rev A)



DDBM Package
10-Lead Plastic SIDE WETTABLE DFN (3mm × 2mm)
 (Reference LTC DWG # 05-08-1655 Rev B)



Data Sheet Specification Comparison

Rev (A)

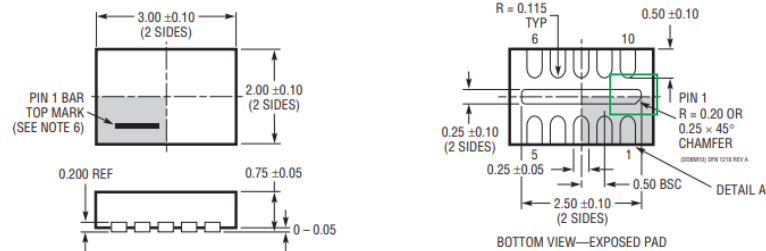
Rev (B)

LT8618

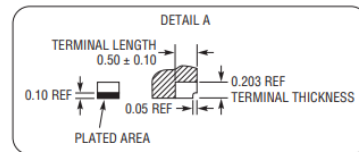
PACKAGE DESCRIPTION



DDBM Package
10-Lead Plastic SIDE WETTABLE DFN (3mm × 2mm)
 (Reference LTC DWG # 05-08-1655 Rev A)



- NOTE:
1. DRAWING CONFORMS TO VERSION (WECD-1) IN JEDEC PACKAGE OUTLINE M0-229
 2. DRAWING NOT TO SCALE
 3. ALL DIMENSIONS ARE IN MILLIMETERS
 4. DIMENSIONS OF EXPOSED PAD ON BOTTOM OF PACKAGE DO NOT INCLUDE MOLD FLASH. MOLD FLASH, IF PRESENT, SHALL NOT EXCEED 0.15mm ON ANY SIDE
 5. EXPOSED PAD SHALL BE SOLDER PLATED
 6. SHADED AREA IS ONLY A REFERENCE FOR PIN 1 LOCATION ON THE TOP AND BOTTOM OF PACKAGE



DDBM Package
10-Lead Plastic SIDE WETTABLE DFN (3mm × 2mm)
 (Reference LTC DWG # 05-08-1655 Rev B)

