

LFCSP 4x4 to 7X7 mm Package Outline Drawing (POD)

Body Size (mm)	Lead Count	Punch Type LFCSP STATSChipPAC-Singapore (SCS)				Sawn Type LFCSP ASE-Korea (AEK)			
		POD Spec	E-Pad Size (mm SQ.)	Lead Length (mm)	Lead Width (mm)	POD Spec	E-Pad Size (mm SQ.)	Lead Length (mm)	Lead Width (mm)
4x4	24	CP-24-2	2.30x2.30 ± 0.15	0.40 ± 0.10	0.23 + 0.07 - 0.05	CP-24-14	2.30x2.30 ± 0.10	0.40 ± 0.10	0.25 ± 0.05
5x5	32	CP-32-2	3.10x3.10 ± 0.15	0.40 ± 0.10	0.25 + 0.05 - 0.07	CP-32-7	3.10x3.10 ± 0.15	0.40 ± 0.10	0.25 + 0.05 - 0.07
5x5	32	CP-32-3	3.30x3.30 ± 0.15	0.40 ± 0.10	0.25 + 0.05 - 0.07	CP-32-13	3.30x3.30 ± 0.15	0.40 ± 0.10	0.25 + 0.05 - 0.07
5x5	32	CP-32-4	3.50x3.50 ± 0.15	0.40 ± 0.10	0.25 + 0.05 - 0.07	CP-32-12	3.60x3.60 + 0.15 - 0.05	0.40 ± 0.10	0.25 + 0.05 - 0.07
6x6	40	CP-40-1	4.10x4.10 ± 0.15	0.40 ± 0.10	0.23 + 0.07 - 0.05	CP-40-14	3.90x3.90 ± 0.15	0.40 ± 0.05	0.25 + 0.05 - 0.07
6x6	40	CP-40-1	4.10x4.10 ± 0.15	0.40 ± 0.10	0.23 + 0.07 - 0.05	CP-40-10	4.30x4.30 + 0.15 - 0.05	0.40 ± 0.05	0.23 + 0.07 - 0.05
6x6	40	CP-40-4	4.30x4.30 ± 0.15	0.40 ± 0.10	0.23 + 0.07 - 0.05	CP-40-10	4.30x4.30 + 0.15 - 0.05	0.40 ± 0.05	0.23 + 0.07 - 0.05
7x7	48	CP-48-3	4.10x4.10 ± 0.15	0.40 ± 0.10	0.23 + 0.07 - 0.05	CP-48-5	4.10x4.10 ± 0.15	0.40 ± 0.05	0.23 + 0.07 - 0.05
7x7	48	CP-48-12	4.60x4.60 ± 0.10	0.40 ± 0.10	0.23 + 0.07 - 0.05	CP-48-4	5.10x5.10 ± 0.10	0.40 ± 0.05	0.23 + 0.07 - 0.05
7x7	48	CP-48-1	5.10x5.10 ± 0.15	0.40 ± 0.10	0.23 + 0.07 - 0.05	CP-48-4	5.10x5.10 ± 0.10	0.40 ± 0.05	0.23 + 0.07 - 0.05
7x7	48	CP-48-8	5.50x5.50 ± 0.05	0.40 ± 0.10	0.23 + 0.07 - 0.05	CP-48-20	5.30x5.30 ± 0.10	0.40 ± 0.10	0.23 + 0.07 - 0.05

- NOTE: 1. POD spec indicated in blue have a change in AEK POD Spec number and E-Pad Size.
 2. POD spec indicated in green has a change in SCS POD Number i.e. CP-40-1 and have parts for both CP-40-14 and CP-40-10.
 3. POD spec change for "SCS CP-48-6 to AEK CP-48-5" removed.

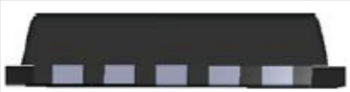





LFCSP 4x4 to 7X7 mm

Bill Of Materials

BODY SIZE	MATERIAL	FROM: SCS	TO: AEK
4X4	Die Attach Wire Mold Compound Leadframe	Ablestik 8290 MKE UB 4N Gold 1.0mil Sumitomo G700E C194	Ablestik 8290 MKE R 2N/4N Gold 0.8/1.0mil Sumitomo G700 C194
5X5	Die Attach Wire Mold Compound Leadframe	Ablestik 8290 MKE UB 4N Gold 1.0 mil Sumitomo G700E C194	Hitachi EN 4900GC MKE R 2N/4N Gold 0.8/1.0mil Sumitomo G700 C194
6X6	Die Attach Wire Mold Compound Leadframe	Ablestik 8290 MKE UB 4N Gold 1.0mil Sumitomo G700E C194 Ablestik 3230 MKE UB 4N Gold 1.0mil Sumitomo G700E C194	Hitachi EN 4900GC MKE R 2N/4N Gold 0.8/1.0mil Sumitomo G700 C194
7X7	Die Attach Wire Mold Compound Leadframe	Ablestik 8290 MKE UB 4N Gold 1.0mil Sumitomo G700E C194 Ablestik 3230 MKE UB 4N Gold 1.0mil Sumitomo G700E C194	Hitachi EN 4900GC MKE R 2N/4N Gold 0.8/1.0mil Sumitomo G700 C194

NOTE: 1. Material set in green added for SCS 7x7.
2. Wire type ID in blue added for all material sets of AEK 4x4-7x7.

LFCSP 4x4 to 7X7 mm Package Configuration and Pin One Marking

Package	FROM: SCS	TO: AEK	Remarks
			SCS Punch: Flange AEK Sawn: Square
Top			AEK Sawn: <ul style="list-style-type: none"> • Square edge • Pin one is laser marked
Bottom			AEK Sawn: <ul style="list-style-type: none"> • Chamfer pad pin one indicator