
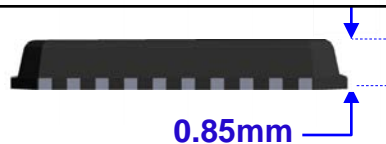


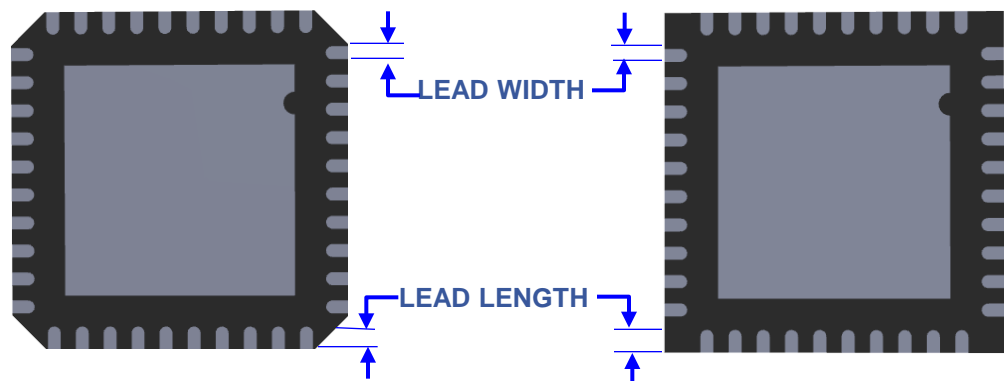
Package Dimensions

PUNCH

SAWN



Package Thickness Difference



Exposed Pad, Lead Length and Lead Width dimensions remains within tolerance.

Body Size (mm)	Lead Count	Punch Type LFCSP				Sawn Type LFCSP			
		POD Spec	E-Pad Size (mm SQ.)	Lead Length (mm)	Lead Width (mm)	POD Spec	E-Pad Size (mm SQ.)	Lead Length (mm)	Lead Width (mm)
8 x 8	56	CP 56-1	6.1 ± 0.15	0.40 ±0.10	0.23 ^{+0.07} _{-0.05}	CP 56-11	6.1 ± 0.15	0.40 ±0.10	0.23 ^{+0.07} _{-0.05}
9 x 9	64	CP 64-3	7.1 ± 0.15	0.40 ±0.10	0.23 ^{+0.07} _{-0.05}	CP 64-12	7.1 ±0.15	0.40 ±0.10	0.23 ^{+0.07} _{-0.05}