

## ULTRA LOW PHASE NOISE DISTRIBUTED AMPLIFIER, 2 - 18 GHz

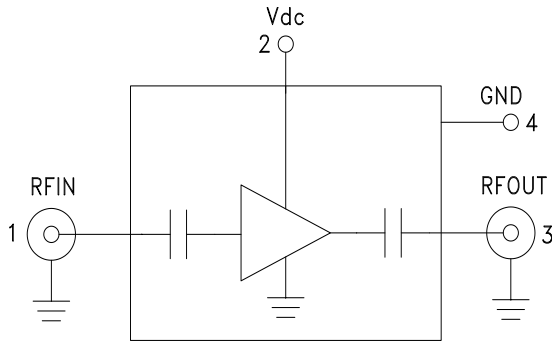


### Typical Applications

The HMC-C050 is ideal for:

- Microwave Radio
- Military & Space
- Test Instrumentation
- VSAT

### Functional Diagram



### Features

- Ultra Low Phase Noise: -160 dBc/Hz @ 10 kHz
- Noise Figure: 5 dB
- Gain: 13.5 dB
- Output IP3: +22.5 dBm
- 50 Ohm Matched Input/Output
- Single Supply Voltage: +5V
- Hermetically Sealed Module
- Field Replaceable SMA Connectors
- 55 °C to +85 °C Operating Temperature

### General Description

The HMC-C050 is a GaAs HBT Ultra Low Noise Amplifier in a miniature, hermetic module designed to operate between 2 and 18 GHz. This high dynamic range amplifier module provides 13.5 dB of gain, 5 dB noise figure and up to +22.5 dBm of OIP3 with a single supply of +5V. The ultra low phase noise contribution of -160 dBc/Hz, enables superior modulation accuracy within transceiver architectures. The wideband distributed amplifier I/O's are internally matched to 50 Ohms and DC blocked for robust performance. The module features removable SMA connectors which can be detached to allow direct connection of the I/O pins to a microstrip or coplanar circuit.

### Electrical Specifications, $T_A = +25^\circ\text{C}$ , $V_{dc} = +5\text{V}$

Parameter	Min.	Typ.	Max.	Min.	Typ.	Max.	Units
Frequency Range	8 - 12.5		2 - 18				GHz
Gain	10.5	13.5		9.5	12.5		dB
Gain Flatness		$\pm 1.2$			$\pm 2.2$		dB
Gain Variation Over Temperature		0.021			0.027		dB/ °C
Noise Figure		4.5			6.5		dB
Input Return Loss		18			16		dB
Output Return Loss		17			15		dB
Output Power for 1 dB Compression (P1dB)	13	15		8	13		dBm
Saturated Output Power (P <sub>sat</sub> )		18.5			16		dBm
Output Third Order Intercept (IP3)		22.5			20		dBm
Phase Noise @ 100 Hz		-140			-150		dBc/Hz
Phase Noise @ 1 kHz		-150			-150		dBc/Hz
Phase Noise @ 10 kHz		-160			-150		dBc/Hz
Phase Noise @ 1 MHz		-165			-160		dBc/Hz
Supply Current		80	104		80	104	mA

Information furnished by Analog Devices is believed to be accurate and reliable. However, no responsibility is assumed by Analog Devices for its use, nor for any infringements of patents or other rights of third parties that may result from its use. Specifications subject to change without notice. No license is granted by implication or otherwise under any patent or patent rights of Analog Devices. Trademarks and registered trademarks are the property of their respective owners.

For price, delivery, and to place orders: Analog Devices, Inc., One Technology Way, P.O. Box 9106, Norwood, MA 02062-9106  
Phone: 781-329-4700 • Order online at [www.analog.com](http://www.analog.com)  
Application Support: Phone: 1-800-ANALOG-D

# HMC-C050\* PRODUCT PAGE QUICK LINKS

Last Content Update: 11/29/2017

---

## COMPARABLE PARTS

View a parametric search of comparable parts.

## DOCUMENTATION

### Data Sheet

- HMC-C050 Data Sheet

## TOOLS AND SIMULATIONS

- HMC-C050 S-Parameter

## DESIGN RESOURCES

- HMC-C050 Material Declaration
- PCN-PDN Information
- Quality And Reliability
- Symbols and Footprints

## DISCUSSIONS

View all HMC-C050 EngineerZone Discussions.

## SAMPLE AND BUY

Visit the product page to see pricing options.

## TECHNICAL SUPPORT

Submit a technical question or find your regional support number.

## DOCUMENT FEEDBACK

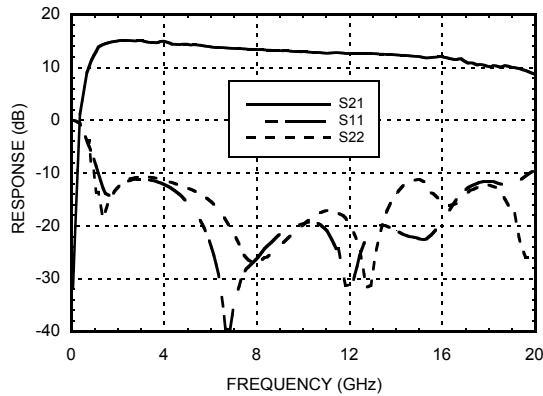
Submit feedback for this data sheet.

---

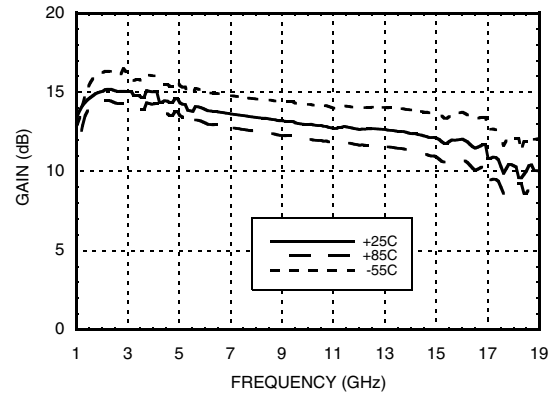


**ULTRA LOW PHASE NOISE  
DISTRIBUTED AMPLIFIER, 2 - 18 GHz**

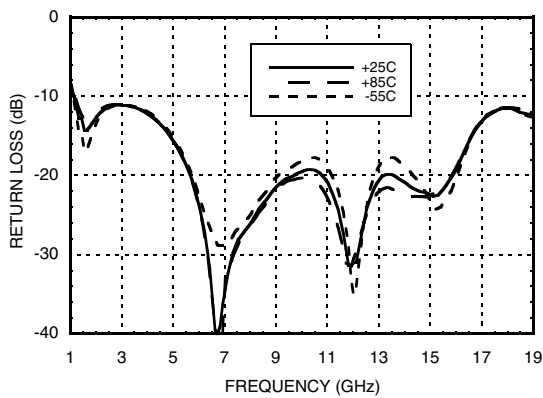
**Gain & Return Loss**



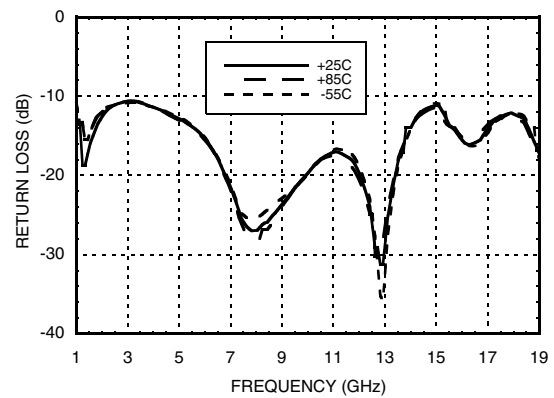
**Gain vs. Temperature**



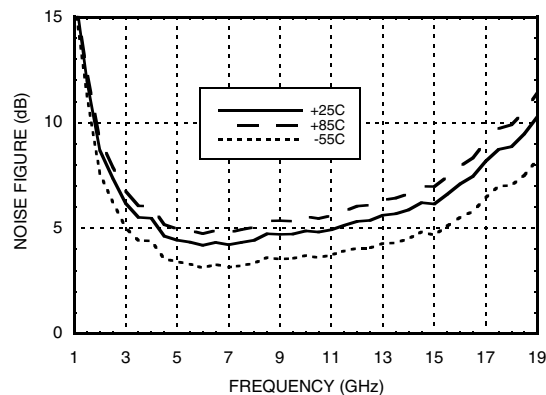
**Input Return Loss vs. Temperature**



**Output Return Loss vs. Temperature**



**Noise Figure vs. Temperature**



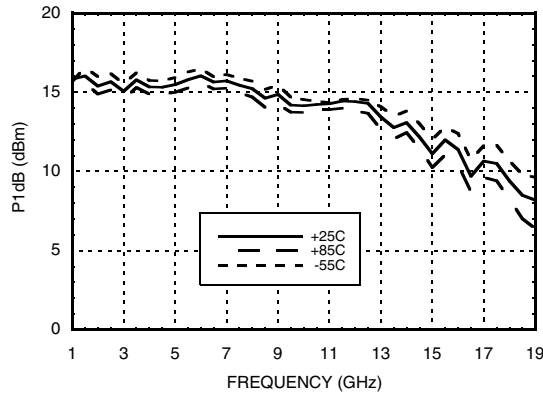
Information furnished by Analog Devices is believed to be accurate and reliable. However, no responsibility is assumed by Analog Devices for its use, nor for any infringements of patents or other rights of third parties that may result from its use. Specifications subject to change without notice. No license is granted by implication or otherwise under any patent or patent rights of Analog Devices. Trademarks and registered trademarks are the property of their respective owners.

For price, delivery, and to place orders: Analog Devices, Inc., One Technology Way, P.O. Box 9106, Norwood, MA 02062-9106 Phone: 781-329-4700 • Order online at [www.analog.com](http://www.analog.com) Application Support: Phone: 1-800-ANALOG-D

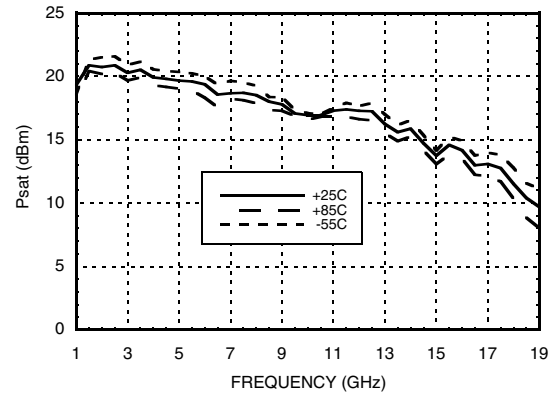


**ULTRA LOW PHASE NOISE  
DISTRIBUTED AMPLIFIER, 2 - 18 GHz**

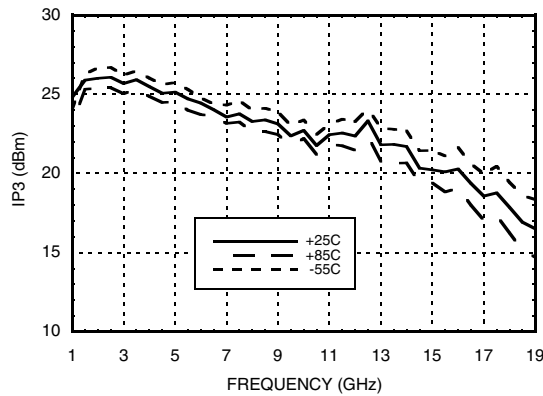
**P1dB vs. Temperature**



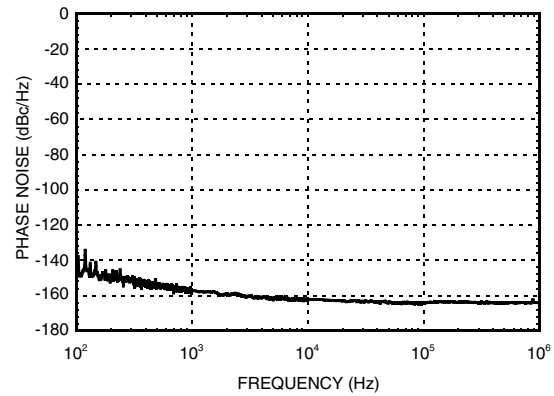
**Psat vs. Temperature**



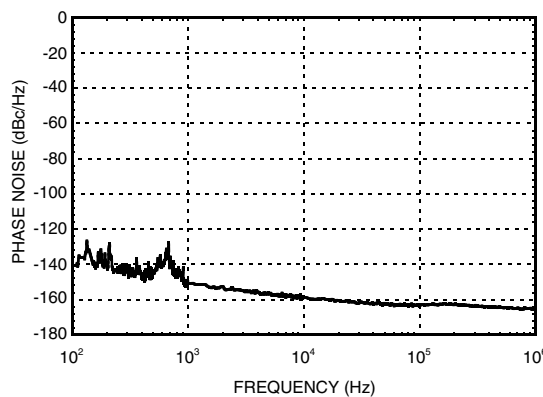
**Output IP3 vs. Temperature**



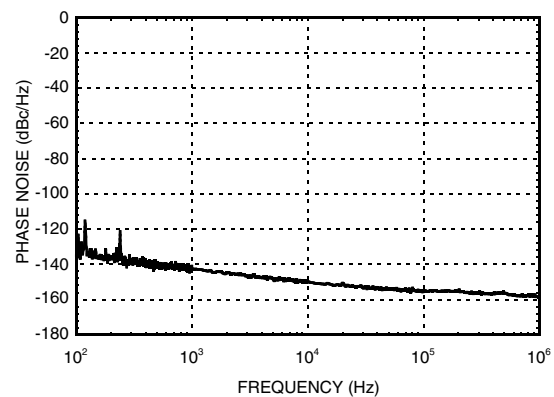
**Phase Noise at Pout = 0 dBm @ 2 GHz**



**Phase Noise at Pout = 0 dBm @ 12 GHz**



**Phase Noise at Pout = 0 dBm @ 18 GHz**



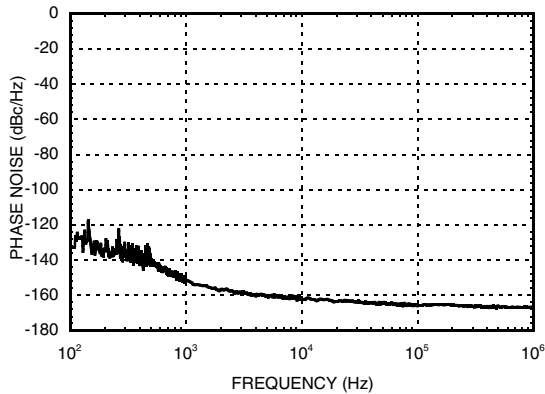
Information furnished by Analog Devices is believed to be accurate and reliable. However, no responsibility is assumed by Analog Devices for its use, nor for any infringements of patents or other rights of third parties that may result from its use. Specifications subject to change without notice. No license is granted by implication or otherwise under any patent or patent rights of Analog Devices. Trademarks and registered trademarks are the property of their respective owners.

For price, delivery, and to place orders: Analog Devices, Inc., One Technology Way, P.O. Box 9106, Norwood, MA 02062-9106 Phone: 781-329-4700 • Order online at [www.analog.com](http://www.analog.com) Application Support: Phone: 1-800-ANALOG-D

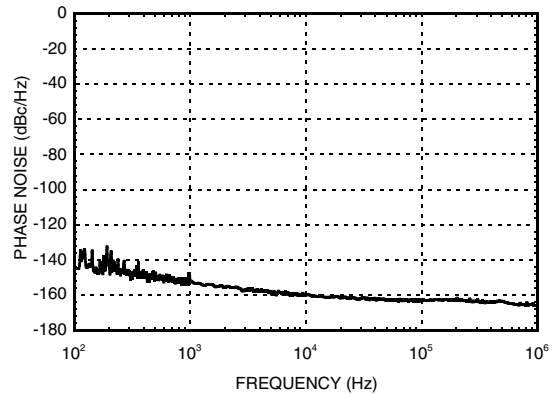


**ULTRA LOW PHASE NOISE  
DISTRIBUTED AMPLIFIER, 2 - 18 GHz**

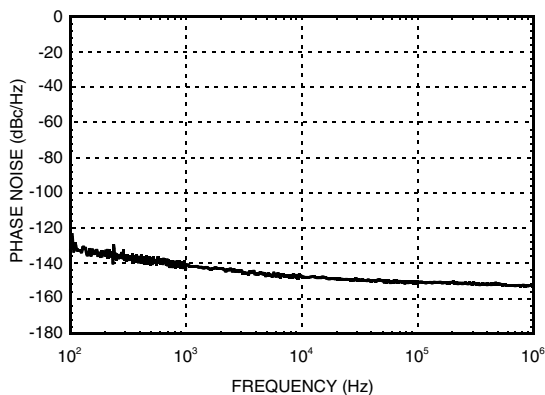
**Phase Noise at Psat @ 2 GHz**



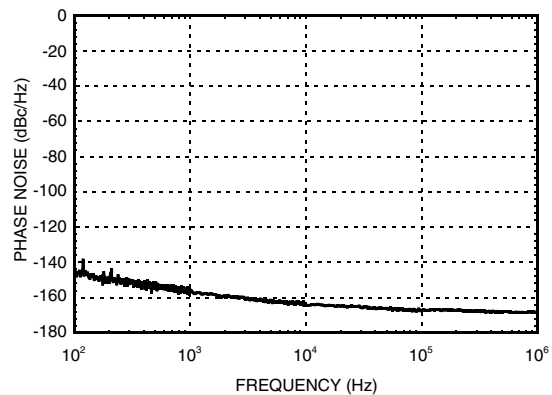
**Phase Noise at Psat @ 12 GHz**



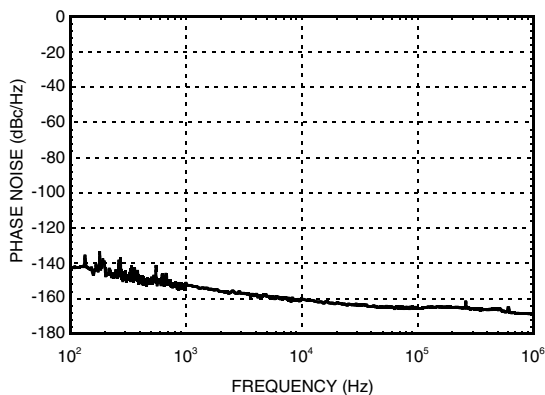
**Phase Noise at Psat @ 18 GHz**



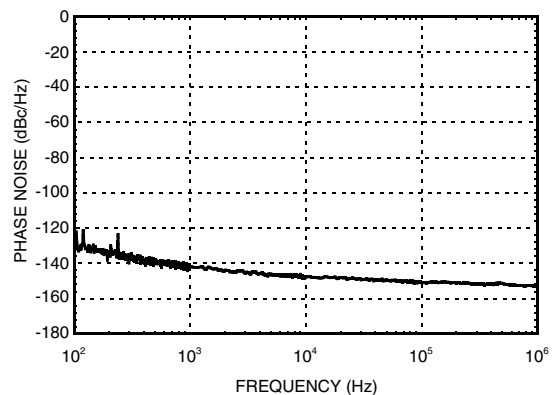
**Phase Noise at P1dB @ 2 GHz**



**Phase Noise at P1dB @ 12 GHz**



**Phase Noise at P1dB @ 18 GHz**



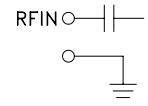

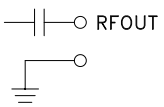

Information furnished by Analog Devices is believed to be accurate and reliable. However, no responsibility is assumed by Analog Devices for its use, nor for any infringements of patents or other rights of third parties that may result from its use. Specifications subject to change without notice. No license is granted by implication or otherwise under any patent or patent rights of Analog Devices. Trademarks and registered trademarks are the property of their respective owners.

For price, delivery, and to place orders: Analog Devices, Inc., One Technology Way, P.O. Box 9106, Norwood, MA 02062-9106 Phone: 781-329-4700 • Order online at [www.analog.com](http://www.analog.com) Application Support: Phone: 1-800-ANALOG-D


**ULTRA LOW PHASE NOISE  
DISTRIBUTED AMPLIFIER, 2 - 18 GHz**
**Absolute Maximum Ratings**

Bias Supply Voltage (Vdc)	+7V
RF Input Power (RFIN)	+15 dBm
Continuous Pdiss (T = 85 °C)	0.65W
Channel Temperature	175 °C
Thermal Resistance	91.5 °C/W
Storage Temperature	-65 to +150 °C
Operating Temperature	-55 to +85 °C

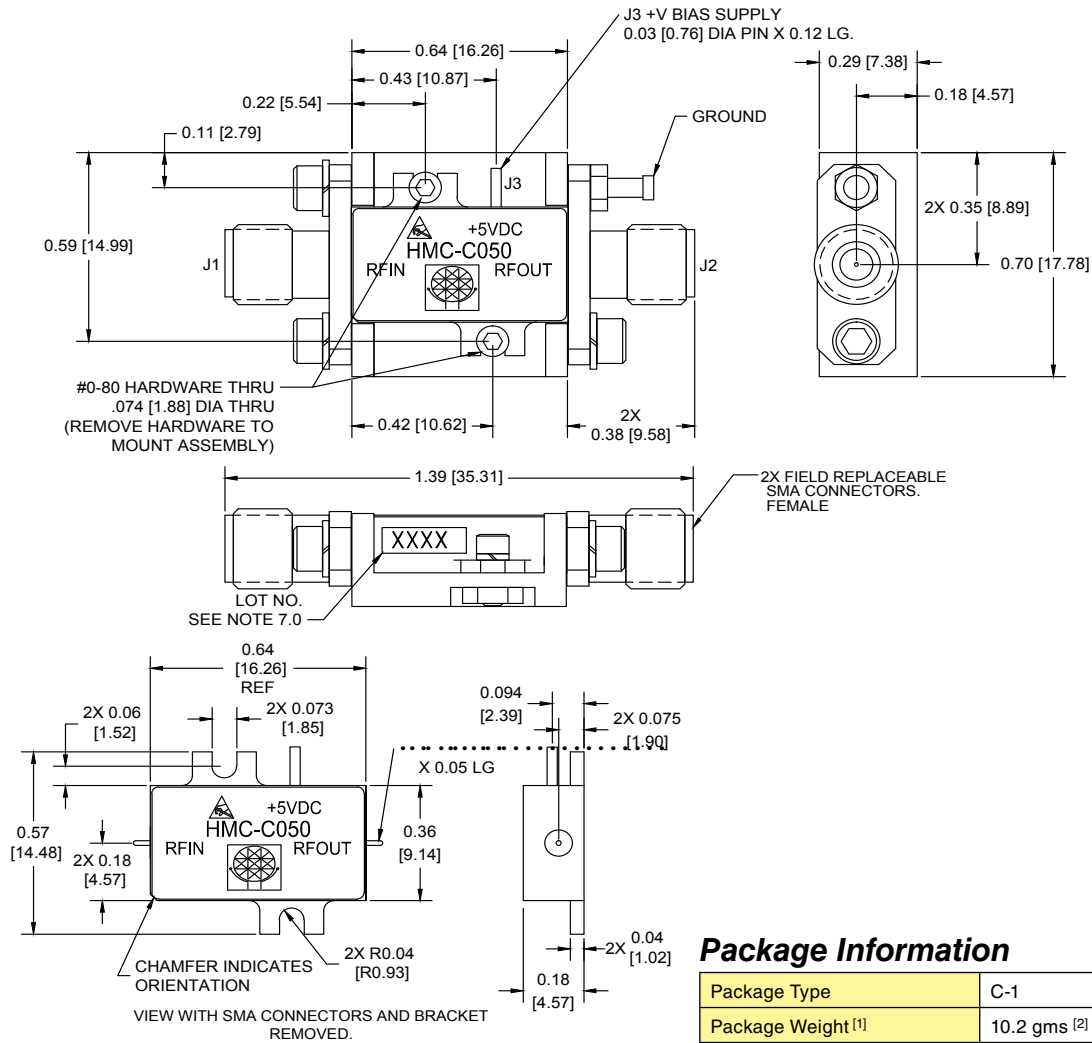

**ELECTROSTATIC SENSITIVE DEVICE  
OBSERVE HANDLING PRECAUTIONS**
**Pin Descriptions**

Pin Number	Function	Description	Interface Schematic
1	RFIN & RF Ground	RF input connector, coaxial female, field replaceable. This pin is AC coupled and matched to 50 Ohms.	
2	Vdc	Power supply voltage for the amplifier.	
3	RFOUT & RF Ground	RF output connector, coaxial female, field replaceable. This pin is AC coupled and matched to 50 Ohms.	
4	GND	Power supply ground.	

**ULTRA LOW PHASE NOISE  
DISTRIBUTED AMPLIFIER, 2 - 18 GHz**



**Outline Drawing**



**Package Information**

Package Type	C-1
Package Weight [1]	10.2 gms [2]
Spacer Weight	N/A

[1] Includes the connectors

[2] ±1 gms Tolerance

**NOTES:**

1. PACKAGE, LEADS, COVER MATERIAL: KOVAR™
  2. SPACER MATERIAL: ALUMINUM
  3. PLATING: ELECTROLYTIC GOLD 50 MICROINCHES MIN., OVER ELECTROLYTIC NICKEL 75 MICROINCHES MIN.
  4. ALL DIMENSIONS ARE IN INCHES [MILLIMETERS].
  5. TOLERANCES ±.005 [0.13] UNLESS OTHERWISE SPECIFIED.
  6. FIELD REPLACEABLE SMA CONNECTORS. TENSOLITE 5602-5CCSF OR EQUIVALENT.
- ▲** TO MOUNT MODULE TO SYSTEM PLATFORM REPLACE 0 - 80 HARDWARE WITH DESIRED MOUNTING SCREWS.