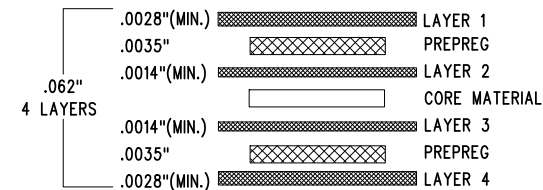


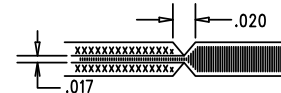
REVISION HISTORY			
ECO	REV	DESCRIPTION	APP. ENG. DATE
-	3	PRODUCTION	JEFFREY W. 08-29-16

LAYER STRUCTURE

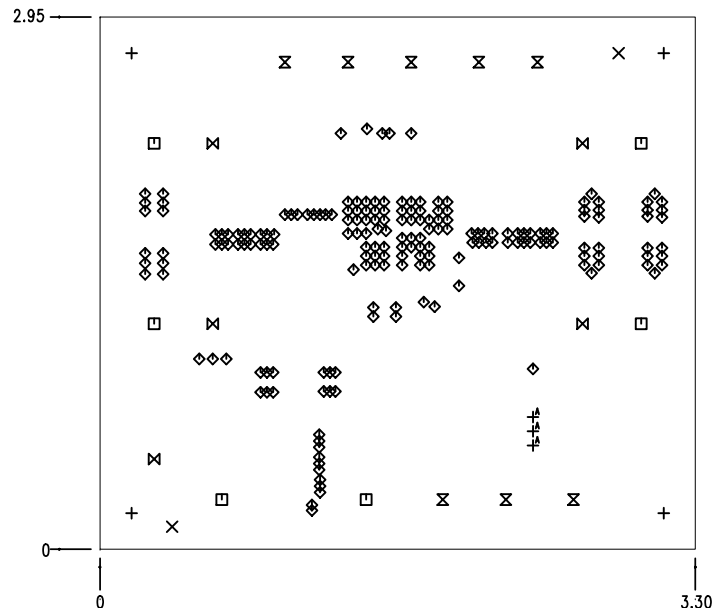


NOTES: UNLESS OTHERWISE SPECIFIED

- FAB PER IPC-A-600.
- MATERIAL: -LEAD FREE ASSEMBLY COMPLIANT, ISOLA FR-370HR OR EQUIVALENT.
-FINISHED THICKNESS TO BE 0.062 +/- .005
-TOTAL OF 4 LAYERS WITH 2 OZ. CU ON THE OUTER LAYERS AND 1 OZ. CU ON THE INNER LAYERS.
-FLAMMABILITY RATING: 94 V-0 MINIMUM.
- SIZE: CUT TO DIMENSIONS AND TOLERANCES SHOWN.
0/0 ARE PRIMARY DATUMS.
- DRILLING: -DRILL HOLES PER SCHEDULE. PLATE THROUGH HOLES WITH COPPER, 0.001 THICK MIN.
-ALL HOLE SIZES ARE SPECIFIED AFTER PLATING.
-HOLE LOCATION TOLERANCES ARE +/-0.003 IN RELATION TO CENTER
- FINISH: -SMOBC USING LPI BOTH SIDES, COLOR GREEN.
-GOLD IMMERSION BOTH SIDES.
-FOR SILKSCREENS: USE WHITE NON-CONDUCTIVE INK.
- DO NOT ALTER ARTWORK e.g. TO ADD LOGO OR DATE CODE.
PAD SIZE CAN BE MODIFIED TO MEET END FINISH.
- PCBS ARE TO BE RoHS COMPLIANT.
- SCORING FOR PANELIZED PCB:



- DESIGN HAS SOLDER MASK DEFINED PADS ON U1
WITH 0.029 PAD, 0.025 SOLDER MASK, AND 0.024 SOLDER PASTE.
DO NOT CHANGE ANY SIZE ON THIS COMPONENT.



SIZE	QTY	SYM	PLATED	TOL
0.01	190	◇	YES	+/-0.003
0.031	3	+ ^A	YES	+/-0.003
0.065	5	⊠	YES	+/-0.003
0.07	2	×	NO	+/-0.003
0.095	8	⊗	YES	+/-0.003
0.187	4	+	YES	+/-0.005
0.215	6	□	YES	+/-0.005

UNLESS OTHERWISE SPECIFIED DIMENSIONS ARE IN INCHES TOLERANCES: 0.XX = ± 0.01 0.XXX = ± 0.005 INTERPRET DIM AND TOL PER ASME Y14.5M-1994 THIRD ANGLE PROJECTION	APPROVALS		 1630 MCCARTHY BLVD MILPITAS, CA 95035 PH: (408)432-1900 www.linear.com LTC CONFIDENTIAL- FOR CUSTOMER USE ONLY	
	PCB DES.	LT		
	APP ENG.	JEFFREY W.	TITLE: FABRICATION DRAWING	
			LOW EMI, STEP-DOWN DC/DC μMODULE REGULATOR	
	SIZE	IC NO.	LTM4653EY	REV
	N/A		DEMO CIRCUIT 2327A	3
SCALE = NONE	FILENAME: DC2327A-3.PCB		SHT 1 OF 1	