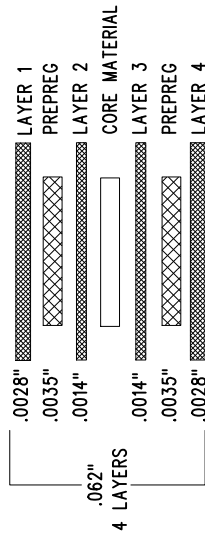
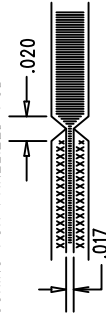


LAYER STRUCTURE



NOTES: UNLESS OTHERWISE SPECIFIED

1. FAB PER IPC-A-600.
2. MATERIAL: -LEAD FREE ASSEMBLY COMPLIANT, ISOLA FR-370HR OR EQUIVALENT.
-FINISHED THICKNESS TO BE 0.062+/- .005
-TOTAL OF 4 LAYERS WITH 2 OZ. CU ON THE OUTER LAYERS AND 1 OZ. CU ON THE INNER LAYERS.
-FLAMMABILITY RATING: 94 V-0 MINIMUM.
3. SIZE: CUT TO DIMENSIONS AND TOLERANCES SHOWN.
0.00 ARE PRIMARY DATUMS.
4. DRILLING: -DRILL HOLES PER SCHEDULE. PLATE THROUGH HOLES WITH COPPER, 0.001 THICK MIN.
-ALL HOLE SIZES ARE SPECIFIED AFTER PLATING.
-HOLE LOCATION TOLERANCES ARE +/-0.003 IN RELATION TO CENTER
5. FINISH: -SMOBC USING LPI BOTH SIDES, COLOR GREEN.
-GOLD IMMERSION BOTH SIDES.
-FOR SILKSCREENS: USE WHITE NON-CONDUCTIVE INK.
6. DO NOT ALTER ARTWORK e.g. TO ADD LOGO OR DATE CODE. PAD SIZE CAN BE MODIFIED TO MEET END FINISH.
7. PCBs ARE TO BE RoHS COMPLIANT.
8. SCORING FOR PANELIZED PCB



UNLESS OTHERWISE SPECIFIED

DIMENSIONS ARE IN INCHES

TOLERANCES:

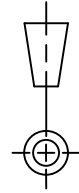
0.XX = ± 0.01

0.XXX = ± 0.005

INTERPRET DIM AND TOL

PER ASME Y14.5M-1994

THIRD ANGLE PROJECTION



LINEAR TECHNOLOGY
1630 MCCARTHY BLVD
MILPITAS, CA 95035
PH: (408)432-1900
WWW.LINEAR.COM
IC CUSTOMER USE ONLY
FOR CUSTOMER USE ONLY

TITLE: FABRICATION DRAWING

42V, 6A MICROPOWER SYNCHRONOUS

STEP-DOWN REGULATOR WITH CURRENT SENSE

SIZE IC NO. LT8613EUD REV

N/A DEMO CIRCUIT 2011A 3

FILENAME: DC2011A-3.PCB SHT 1 OF 1

ADDITIONAL REQUIREMENT FOR PROTOTYPE FAB ONLY:

1. OUTGOING INSPECTION REPORT (BASED ON ACTUAL MEASUREMENTS AND CROSS SECTION).

ADDITIONAL REQUIREMENTS FOR PRODUCTION FAB ONLY:

1. PROVIDE COMPLIANCE CERTIFICATES FOR RoHS, REACH AND CONFLICT-FREE MINERALS.
2. SOLDERABILITY BOARD WITH TEST RESULTS.
3. OUTGOING INSPECTION REPORT (BASED ON ACTUAL MEASUREMENTS AND CROSS SECTION).
4. VACUUM PACKED WITH DESICCANT.
5. FULL PANEL WITH NO REJECT.

SIZE	QTY	SYM	PLATED	TOL
0.187	4	+	NO	+/-0.003
0.07	2	X	NO	+/-0.003
0.01	446	□	YES	+/-0.003
0.094	12	◇	YES	+/-0.003
0.035	3	⊗	YES	+/-0.003