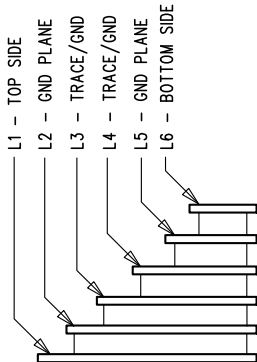
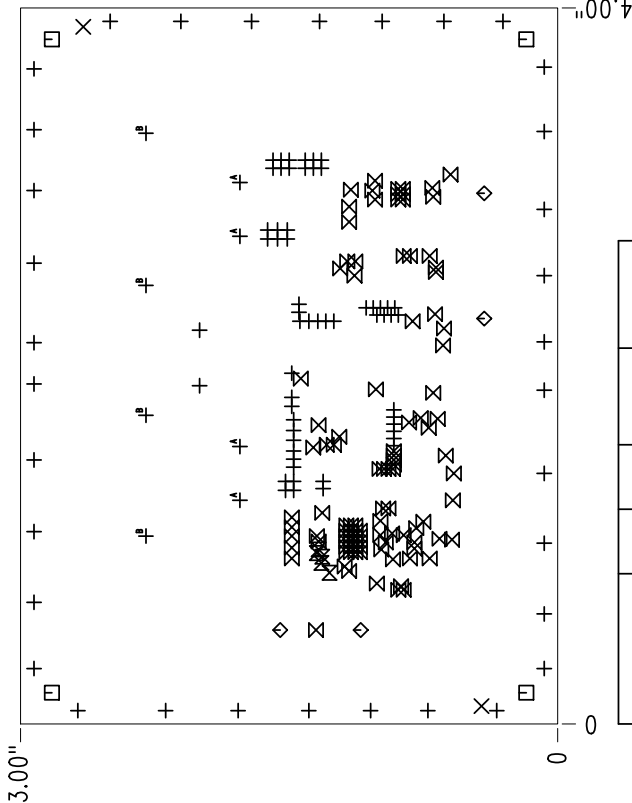
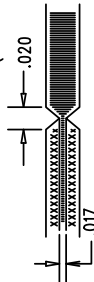


LAYER STRUCTURE



NOTES: UNLESS OTHERWISE SPECIFIED

1. FAB PER IPC-A-600.
2. MATERIAL: -LEAD FREE ASSEMBLY COMPLIANT, ISOLA FR-370HR OR EQUIVALENT
-FINISHED THICKNESS TO BE 0.062" +/- .005"
-TOTAL OF 6 LAYERS WITH 2 OZ. CU ON THE OUTER LAYERS AND 1 OZ. CU ON THE INNER LAYERS.
-FLAMMABILITY RATING: 94 V-0 MINIMUM.
3. SIZE: CUT TO DIMENSIONS AND TOLERANCES SHOWN.
0.00" ARE PRIMARY DATUMS.
4. DRILLING: -DRILL HOLES PER SCHEDULE. PLATE THROUGH HOLES WITH COPPER, 0.001" THICK MIN.
-ALL HOLE SIZES ARE SPECIFIED AFTER PLATING.
-HOLE LOCATION TOLERANCES ARE +/-0.003" IN RELATION TO CENTER
5. FINISH: -SMDsC USING LPI BOTH SIDES, COLOR GREEN.
-GOLD IMMERSION BOTH SIDES.
-FOR SILKSCREENS: USE WHITE NON-CONDUCTIVE INK.
6. DO NOT ALTER ARTWORK e.g. TO ADD LOGO OR DATE CODE.
PAD SIZE CAN BE MODIFIED TO MEET END FINISH.
7. PCBs ARE TO BE RgHS COMPLIANT.
8. SCORING FOR PANELIZED PCB (PRODUCTION FAB ONLY):



SIZE	QTY	SYM	PLATED	TOL
0.02	91	+	YES	+/-0.003
0.07	2	X	NO	+/-0.003
0.187	4	□	NO	+/-0.003
0.065	4	◇	YES	+/-0.003
0.01	106	⊗	YES	+/-0.003
0.006	5	⊗	YES	+/-0.003
0.095	4	⊕ ^A	YES	+/-0.003
0.215	4	⊕ ^B	YES	+/-0.003

1930 MCCARTHY BLVD
MILPITAS, CA 95035
PH: (408) 432-1900
FAX: (408) 432-1901
LTC CONFIDENTIAL -
FOR CUSTOMER USE ONLY

LINEAR
TECHNOLOGY

TITLE: FABRICATION DRAWING
48VIN TO 12V, 12A ISOLATED DC/DC
CONVERTER IN 1/8 BRICK

SIZE: N/A
IC NO: LT3752EFE/LT8311EFE
REV: 3
DC1994A

FILENAME: DC1994A-3.PCB
SHT 1 OF 1

UNLESS OTHERWISE SPECIFIED
DIMENSIONS ARE IN INCHES
TOLERANCES:
0.XX" = ±0.01"
0.XXX" = ±0.005"
INTERPRET DIM AND TOL
PER ASME Y14.5M-1994
THIRD ANGLE PROJECTION

